



Agenda Item # 17.1

“Section 560”

Public-Private-Partnership (P3)

2015 STRATEGIC GOAL ALIGNMENT

GOAL 7: Enhance and Sustain El Paso’s Infrastructure Network

- 7.3 Enhance a regional comprehensive transportation system.

GOAL 1: Create an Environment Conducive to Strong, Sustainable Economic Development

- 1.2 Enhance visitor revenue opportunities



March 3, 2015



BACKGROUND

December 3, 2013 City Council:

- Authorized Section 560 “P3” Reimbursable fee agreement and Annex allowing the City to reimburse the U.S. Customs and Border Protection (CBP) for overtime provided by CBP officers to reduce wait times at **Paso Del Norte** (Santa Fe) and **Ysleta** (Zaragoza) **during peak times and holidays**. Reimbursement not to exceed \$2.5 million.
- Approved \$0.50 toll increase to passenger vehicles and commercial vehicles per axle to fund the agreement.
- Additional toll revenue restricted for use by the 560 (P3) program, funding bridge infrastructure improvements, and traffic management.

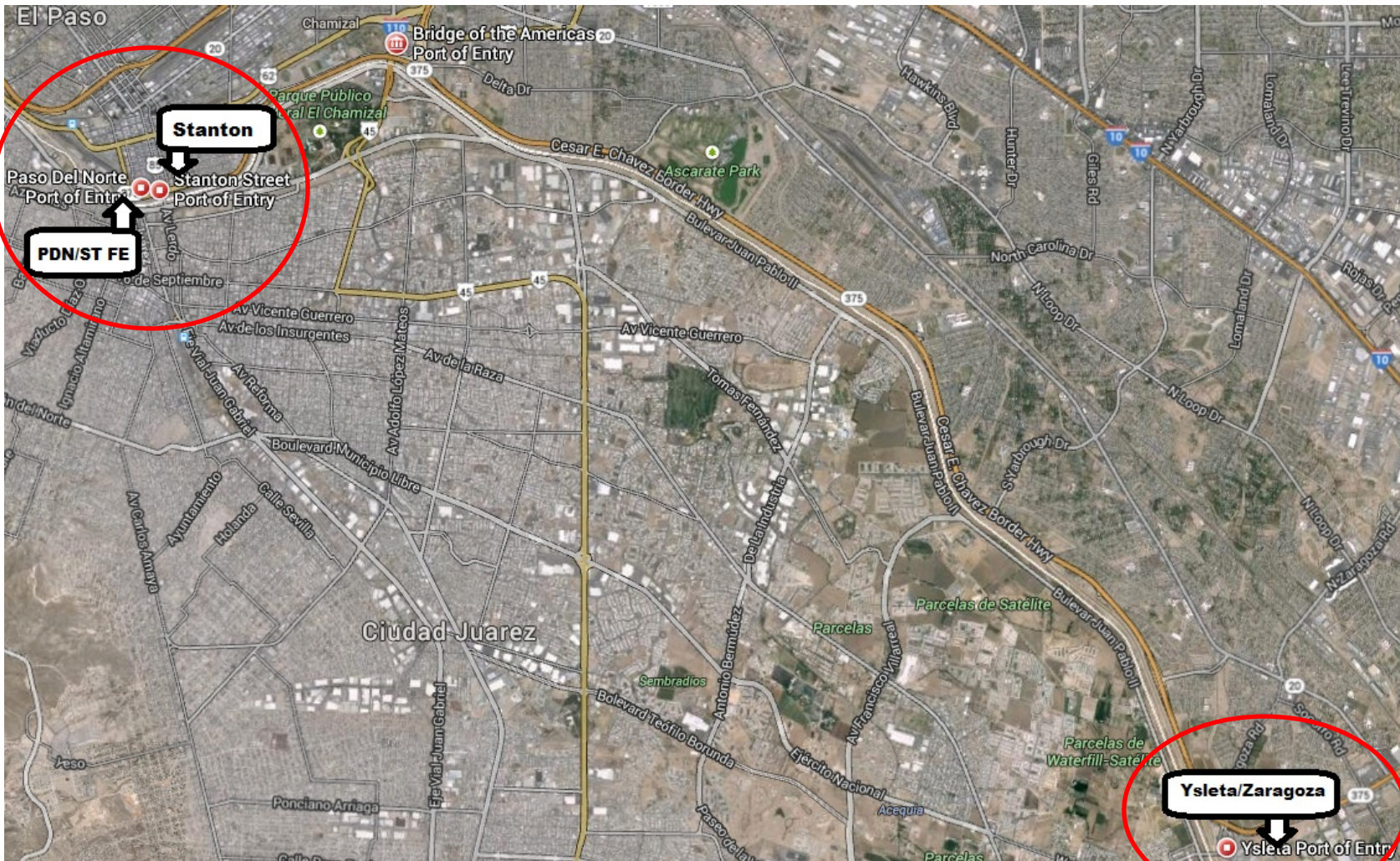


INTRODUCTION

- Program revenues are covering costs
- Traffic increases – North and Southbound
- Program is impacting wait times positively
- Program has been well received by the public and business communities



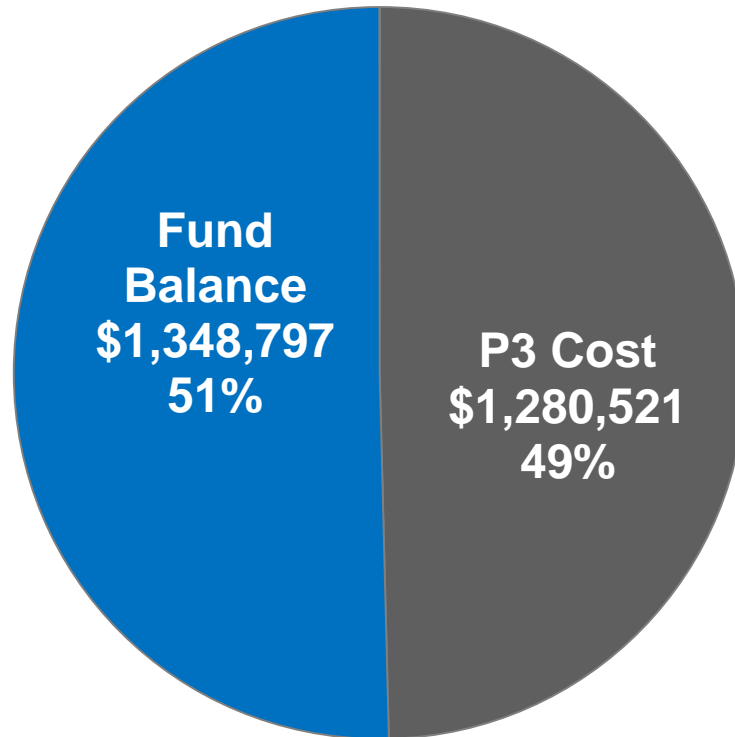
CITY-OWNED PORTS OF ENTRY





P3 REVENUE AND COST

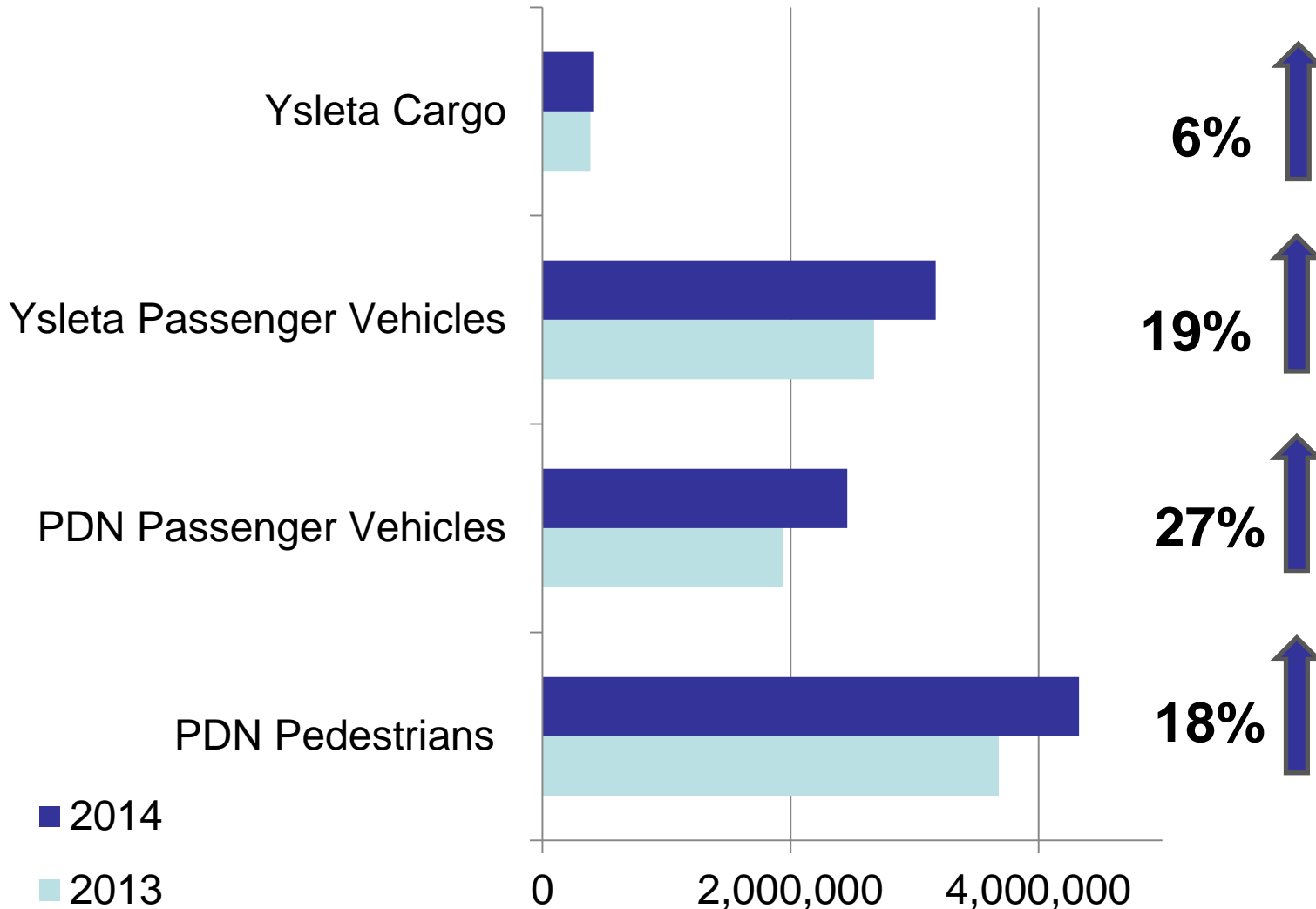
Jan. 26, 2013 – Dec. 31, 2014



Total Revenue \$2,629,318



NORTHBOUND TRAFFIC GROWTH



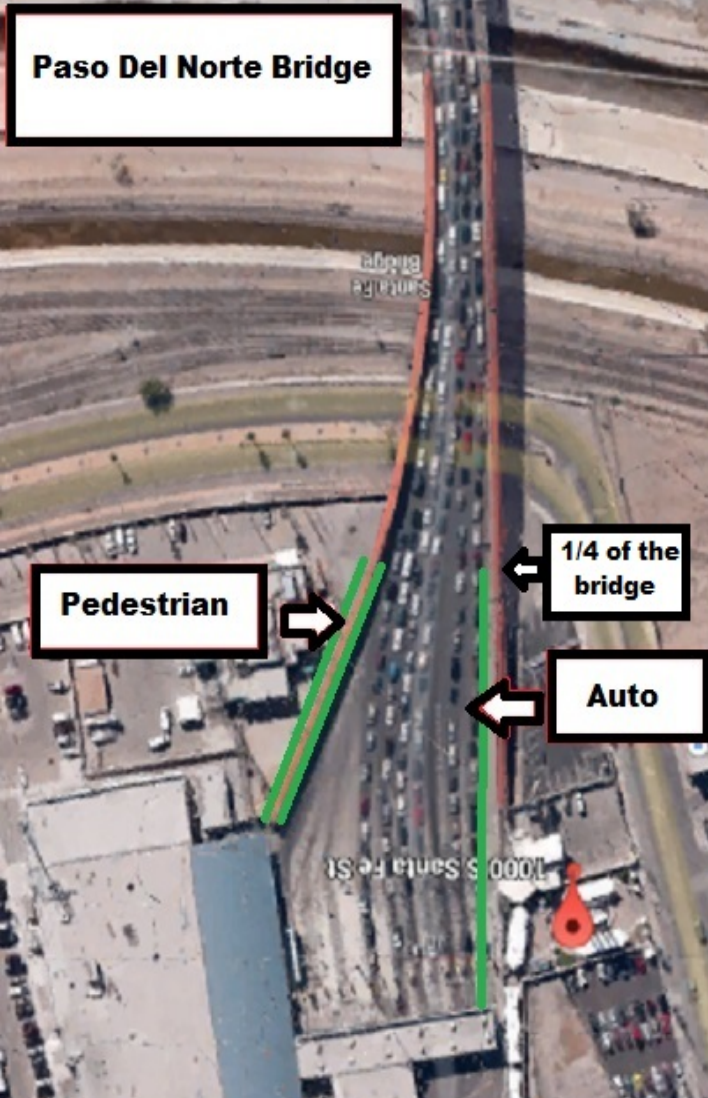


Photo illustrating visual measurements utilizing live camera feed

P3 wait times are measured from inspections booths up to $\frac{1}{4}$ of the length of the U.S. side of the bridge

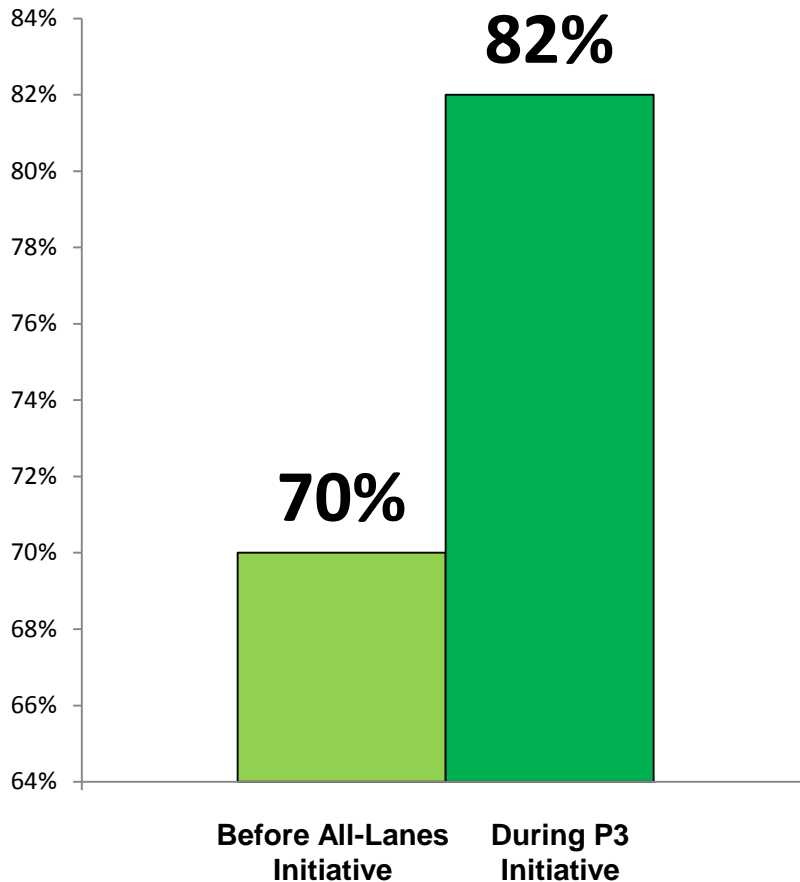
Processing wait time thresholds for Paso del Norte and Zaragoza vary due to each ports unique architectural design. Example: wait time threshold for POV's is under 15 minutes at PDN compared to 12 minutes for POV's at Zaragoza

We continue to look for alternate measurement tools. Example: Zaragoza Cargo is measured with Bluetooth technology from Mexican Aduana to U.S. Primary inspection.



YSLETA-ZARAGOZA CARGO P3 WAIT TIMES NORTHBOUND

January 26 to December 31



12 %
Improvement

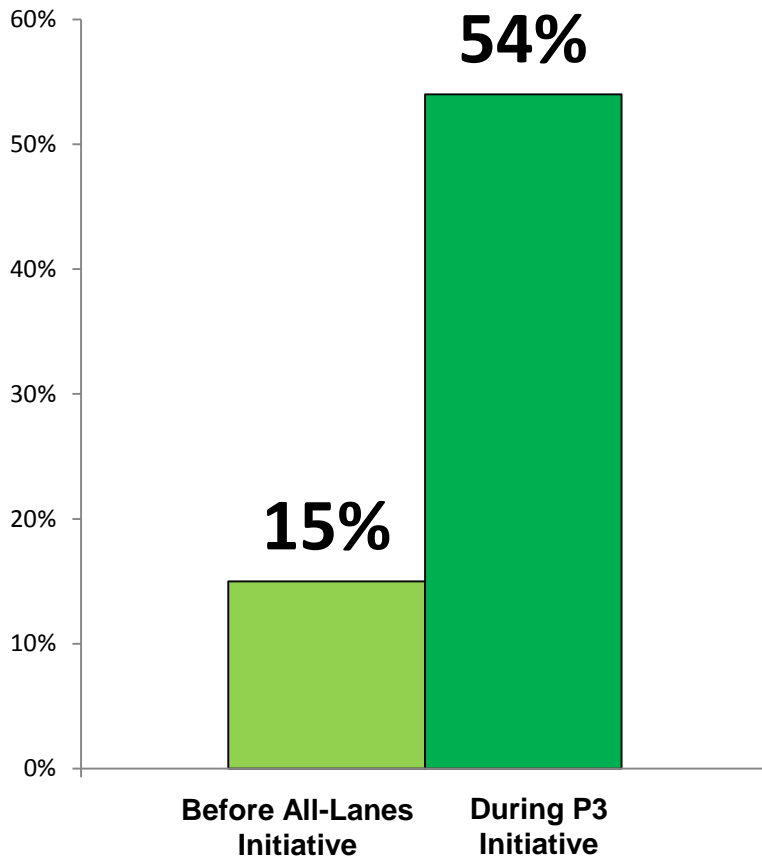
- Total of 11,225 cargo vehicles processed during City's 449 Impact Hours (Peak Hours & Holidays)
- 9,205 of those vehicles processed in 19 minutes or less

**Cargo Wait Times
≤ 19 minutes**



YSLETA-ZARAGOZA VEHICLE P3 WAIT TIMES NORTHBOUND

January 26 to December 31



39 %
Improvement

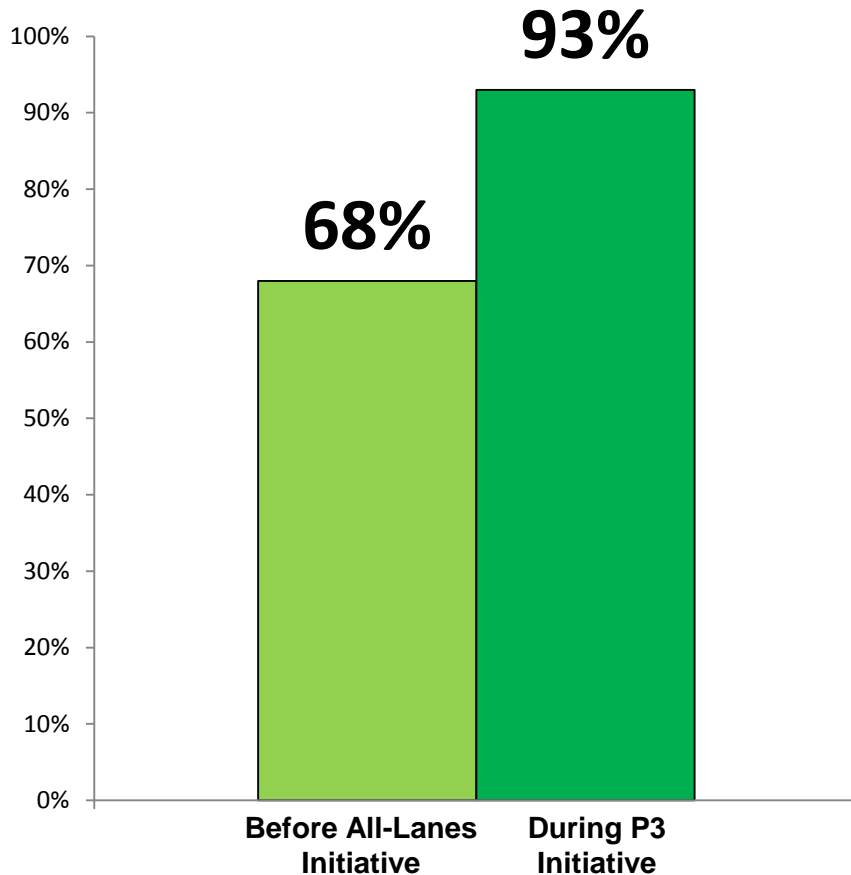
- Total of 84,360 passenger vehicles processed during City's 262 Impact Hours (Peak Hours & Holidays)
- 45,554 of those vehicles processed in 12 minutes or less

**Vehicle Wait Times
≤ 12 minutes**



PASO DEL NORTE PEDESTRIAN P3 WAIT TIMES NORTHBOUND

January 26 to December 31



25 %
Improvement

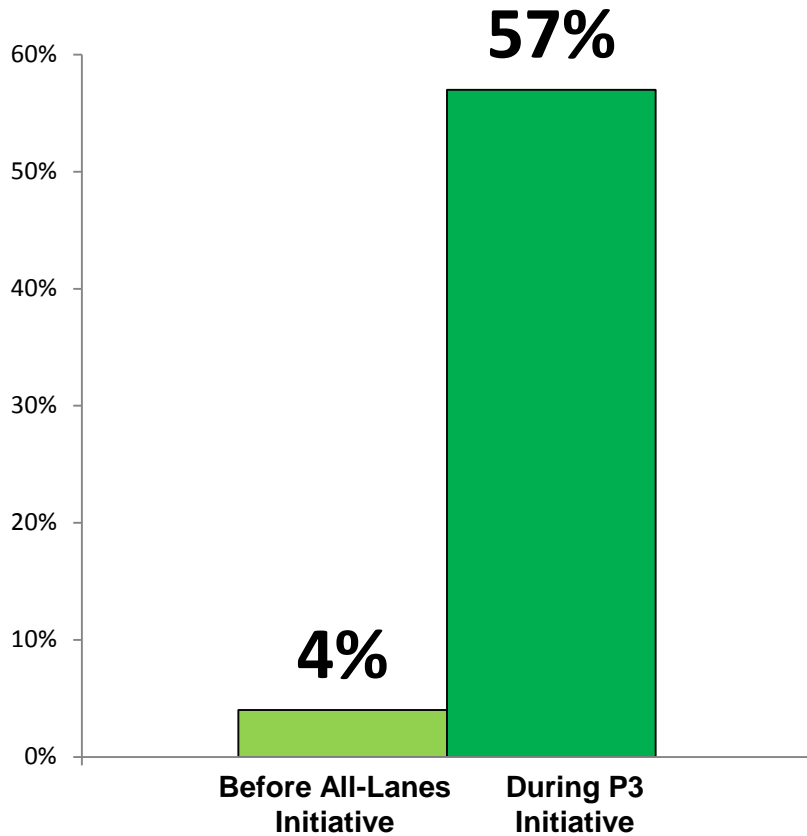
- Total of 44,081 pedestrians processed during City's 202 Impact Hours (Peak Hours & Holidays)
- 40,995 of them were processed in 15 minutes or less

**Pedestrian Wait Times
≤ 15 minutes**



PASO DEL NORTE VEHICLE P3 WAIT TIMES NORTHBOUND

January 26 to December 31



53 %
Improvement

- Total of 91,942 passenger vehicles processed during City's 288 Impact Hours (Peak Hours & Holidays)
- 52,407 of them were processed in 15 minutes or less

**Vehicle Wait Times
≤ 15 minutes**



SUMMARY

- Program revenues are covering costs
- Traffic increases – North and Southbound
- Program is impacting wait times positively
- Well received by the public and business communities



QUESTIONS/COMMENTS



THE CITY OF EL PASO
INTERNATIONAL
BRIDGES



Zaragoza Ysleta Bridge

Auto Lanes

Cargo

