

**CITY OF EL PASO, TEXAS
AGENDA ITEM
DEPARTMENT HEAD'S SUMMARY FORM**

DEPARTMENT: Community + Human Development

AGENDA DATE: July 7, 2020

CONTACT PERSON/PHONE: Nicole Ferrini, Director, 212-1659, ferrininm@elpasotexas.gov
Mark Weber, 212-1682, webermc@elpasotexas.gov

DISTRICT(S) AFFECTED: Citywide

SUBJECT:

Discussion and action to adopt the City's 2020-2025 Consolidated Plan and accompanying 46th Year Annual Action Plan for the Community Development Block Grant (CDBG), HOME Investment Partnership (HOME), Housing Opportunities for Persons with Aids (HOPWA), and Emergency Solutions Grant (ESG) programs.

BACKGROUND / DISCUSSION:

The Consolidated Plan lays out goals and priorities for the next five years of HUD funding and the Annual Action Plan establishes projects and programs to be funded under the first year of the Consolidated Plan. The Department of Community and Human Development (DCHD) introduced the 2020-2025 Consolidated Plan and 46th Year Annual Action Plan on June 23, 2020. Having received one public comment (detailed below) for suggested changes to the plans, DCHD now presents to City Council and the El Paso community, finalized plans for the following four HUD entitlement grant programs: Community Development Block Grant (CDBG), Emergency Solutions Grant (ESG), Housing Opportunities for Persons With AIDS (HOPWA), and HOME Investment Partnership Program (HOME).

Public Comment received to date:

- Carol Bohle, El Paso Coalition for the Homeless, requested that language be updated in SP-60 of the Consolidated Plan regarding the City's Homeless Strategy to reflect current practices of the Continuum of Care (CoC). Those updates are accepted and included in the final SP-60 along with additional Homeless Strategy language from DCHD.
- DCHD received two emails of support specifically for the two projects in the 46th Year Annual Action Plan to improve the Playa Drain Trail.

PRIOR COUNCIL ACTION:

N/A

AMOUNT AND SOURCE OF FUNDING:

Annual entitlement allocations vary from year to year. The first year of the five-year Consolidated Plan (i.e. the 46th Year Annual Action Plan) is supported by the following FY 2021 sources:

CDBG FY 2021 Allocation	\$6,387,177
ESG FY 2021 Allocation	\$551,646
HOPWA FY 2021 Allocation:	\$627,082
HOME FY 2021 Allocation	\$2,603,143
CDBG Projected Revolving Loan Fund	\$500,000
HOME Projected Program Income	\$1,800,000
TOTAL	\$12,469,048

BOARD / COMMISSION ACTION:

The Community Development Steering Committee submitted no contradictory or negative comments to what is presented in the final plans.

*****REQUIRED AUTHORIZATION*****

LEGAL: (if required) _____ **FINANCE:** (if required) _____

DEPARTMENT HEAD: Nicole Ferrini
Nicole Ferrini, Chief Resilience Officer

APPROVED FOR AGENDA:

CITY MANAGER: _____ **DATE:** 06/30/2020

RESOLUTION

BE IT RESOLVED BY THE CITY COUNCIL OF THE CITY OF EL PASO:

That the City Council having herein conducted a public hearing in order to receive comments; on the Proposed 2020-2025 Consolidated Plan for the City of El Paso; and on the Proposed 2020-2021 Annual Action Plan, hereby adopts a Final 2020-2025 Consolidated Plan for the City of El Paso, attached hereto as Exhibit "A"; and a Final 2020-2021 Annual Action Plan, attached hereto as Exhibit "B", including the 2020-2021 Annual Action Plan Budgets for the Community Development Block Grant Program, Emergency Solutions Grant Program, HOME Investment Partnerships Program, and Housing Opportunities for Persons with AIDS Program, all attached hereto as Exhibit "C."

ADOPTED this ____ day of _____, 2020.

CITY OF EL PASO:

Dee Margo
Mayor

ATTEST:

Laura D. Prine
City Clerk

APPROVED AS TO FORM:



Omar A. De La Rosa
Assistant City Attorney

APPROVED AS TO CONTENT:



Nicole Ferrini
Chief Resilience Officer

46th Year | 2020-2021 Community Development Block Grant (CDBG) Final Recommended Budget

CHILDREN AND YOUTH SERVICES RENEWAL RECOMMENDATIONS					
	APPLICANT/ADDRESS	PROJECT NAME – DESCRIPTION	REP. DISTRICT	CURRENT BUDGET	RECOMMENDED 46 th YEAR BUDGET
1	Candlelighters of the El Paso 1400 E. Hardaway St Ste. 206 El Paso, Texas 79903 Scott Lynch, Hayley Lynch 915-544-2222 scott@candlelighterselp.org	<u>Living Everyday Program</u> – The program provides immediate needs assistance and comprehensive support services to children and youth in treatment for cancer and the family members that care for them. The program addresses the particular strains – financial, social, and emotional – resulting from childhood cancer throughout their treatment period (typically lasting 2-3 years)	Citywide	\$0	\$40,436
2	Child Crisis Center of El Paso 2100 N. Stevens St, El Paso, Texas 79930	<u>Respite and Urgent Residential Care for Children</u> - The Child Crisis Center of El Paso's mission is to prevent child abuse and neglect. CCCEP accomplishes this mission by providing 24/7 emergency shelter for unaccompanied children ages newborn to 13 years of age a safe and secure living environment during a family crisis or urgent situation. This allows them to be immediately removed from dangerous or harmful situations. CCCEP's Child Care workers provide for each child's basic needs while maintaining a structured, supportive environment that includes access to family and community supports	Citywide	\$35,346	\$40,000
3	CASA of El Paso 221 N. Kansas, Suite 1501 El Paso, Texas 79901 Lisa Saucedo 915-225-5214 Ext 101 Fax 915-225-5520 lsaucedo@casaofelpaso.org	<u>Court Appointed Special Advocates</u> –CASA recruits and trains volunteers to advocate in court for hundreds of El Paso's innocent children that are removed from their homes because of abuse or neglect. CASA helps a judge decide whether a child should stay with the parents, be placed with relatives, or be freed for permanent adoption.	Citywide	\$46,961	\$48,789
4	Project Vida 3607 Rivera El Paso, Texas 79905 Bill Schlesinger, Gloria Marmolejo 915-533-7057 ext. 208 Fax 915-503-1014 g.marmolejo@pvida.net	<u>Early Childhood Development</u> – Project Vida provides high quality licensed childcare, early childhood education, and parenting education for low/moderate income families (Children ages birth to 12 years and their parents).	Citywide	\$46,961	\$50,000
5	Project Vida 3607 Rivera, El Paso, Texas 79905 Bill Schlesinger, Gloria Marmolejo 915-533-7057 ext. 208 Fax 915-503-1014 g.marmolejo@pvida.net	<u>After School Enrichment and Youth Program</u> – Project Vida provides after school education and recreation activities for children at risk for gang involvement and other high-risk behaviors due to poverty, poor English skills, and/or lack of academic support through tutoring, computers, structured play, field trips, and research-based programs designed to help them resist negative peer pressure.	Citywide	\$46,961	\$40,000
CHILDREN AND YOUTH SERVICES SUBTOTAL				\$176,229	\$219,225

HOMELESS, EMERGENCY SHELTER AND HOUSING SERVICES PROPSAL REVIEW TEAM RECOMMENDATIONS					
	APPLICANT/ADDRESS	PROJECT NAME – DESCRIPTION	REP. DISTRICT	CURRENT BUDGET	RECOMMENDED 46 th YEAR BUDGET
6	El Paso Center for Children 2200 N. Stevens St. El Paso, TX 79930 Beth Senger, Executive Director (Phone) 915-565-8361 (Fax) 915-565-0621 (Email) bsenger@epccinc.org	<u>Runaway Shelter</u> – This project will provide emergency shelter to 86 homeless youth ages 12-17 over the 12-month contract period. The youth seek emergency shelter care in the Center's Runaway Shelter after fleeing or being evicted from their homes. Services provided at the shelter include food, clothing and other health, hygiene and daily living supplies, as well as transportation to and from their home schools. Crisis intervention, counseling and medication will be provided to ensure youth are transitioned to long-term housing options.	Citywide	\$45,504	Semi-Automatic Renewal \$45,933
7	El Paso Human Services 1001 Montana Ave. El Paso, Texas 79902 Susana Reza, Executive Director (Phone) 915-534-7227 (Fax) 915-544-1997 (Email) susanareza@elpasohumanservices.org	<u>Youth Homeless Shelter Program</u> – El Paso Human Services, Inc. will address youth homelessness by providing overnight shelter to 81 homeless youth in El Paso, Texas. Through the Youth Homeless Shelter Program, El Paso Human Services, Inc. is providing comprehensive services specifically for homeless youth ages 18 to 24 to affect lasting change and help our community's most needy youth achieve permanent housing.	Citywide	\$40,540	Semi-Automatic Renewal \$40,923
8	La Posada Home, Inc. 1020 N. Campbell St. El Paso, Texas 79902 Monica Martinez, Executive Director (Phone) 915-544-4595 (Fax) 915-544-2373 (Email) monyalmuina@hotmail.com	<u>La Posada Home, Inc.</u> - La Posada Home is a shelter for homeless families that have suffered from violence, abandonment or neglect. La Posada Home provides a supportive environment where residents can develop and work toward attaining long-term healthy goals. Services provided include shelter, case management, clothing, support groups, tutoring and job search assistance. This project will provide emergency shelter to 151 persons experiencing homelessness (families with children) over the 12-month contract period.	Citywide	\$51,800	Semi-Automatic Renewal \$52,289
9	YWCA El Paso del Norte Region 201 E. Main St., Ste 400 El Paso, TX 79901 3700 Altura, 79930 (Project) (Phone) 915 566-2762, Ext 1713 (Fax) 915-566-6262 Sylvia Y. Acosta Executive Director S.Acosta@ywcaelpaso.org	<u>YWCA Homeless Program</u> – The program will provide a secure shelter and supportive services to 76 individuals experiencing homelessness. The services provided will help program participants achieve the ultimate goal of ending their experience with homelessness and obtain a permanent housing placement.	Citywide	\$50,000	Semi-Automatic Renewal \$50,472
HOMELESS, EMERGENCY SHELTER & HOUSING SERVICES SUBTOTAL				\$187,844	\$189,617

MENTAL AND MEDICAL HEALTH SERVICES PROPOSAL REVIEW TEAM RECOMMENDATIONS					
	APPLICANT/ADDRESS	PROJECT NAME – DESCRIPTION	REP. DISTRICT	CURRENT BUDGET	RECOMMENDED 46 th YEAR BUDGET
10	Center Against Sexual and Family Violence 508 Giles Road, El Paso, Texas 79915 Sandra Garcia, Executive Director Contact: Maria Rabelo mrabelo@casfv.org	<u>Mental Health Services for Survivors of Domestic Violence</u> – The Center Against Sexual and Family Violence (CASFV) provides mental health services to victims of domestic violence and their families in a non-residential setting (Family Resource Center). All clients and their families are offered: a) individual therapy, b) group therapy and c) support groups facilitated by CASFV staff. The aim of CASFV mental health services is to provide clients with tools to gain stability, develop coping mechanisms, and to break the cycle of violence. This project will provide mental health services to 63 eligible clients.	Citywide	\$42,985	Semi-Automatic Renewal \$43,391
11	El Paso Child Guidance Center 2701 E. Yandell El Paso, Texas 79903 Cathy Gaytan 915-562-1999 Fax 562-1993 cgaytan@epcgc.yahoo.com	<u>Mental Health Services for Children, Caregivers & Families</u> – The El Paso Child Guidance Center (EPCGC) provides individual, family and group therapy to children and adults affected by mental health issues resulting from traumatic events, including violence crimes, accidents, death of a loved one, exposure to community violence, peer suicide, and sexual and physical abuse. Licensed therapists conduct all therapy services offered at EPCGC. This project will serve 98 eligible clients.	Citywide	\$48,696	Semi-Automatic Renewal \$49,156
12	Opportunity Center for the Homeless 1208 Myrtle St. El Paso, TX 79901 Raymond Tullius homelessray@ocelpaso.org Contact: John Martin jmartin@ocelpaso.org (915)577-0069	<u>Wellsness Recovery Action Plan (WRAP)</u> - The Opportunity Center for the Homeless through the WRAP program provides peer focused recovery mental health services to persons experiencing homelessness with mental health concerns. The Opportunity Center implements the Wellness Recovery Action Plan WRAP Program model and provides Supportive Services to program participants. This project will serve 60 eligible clients.	Citywide	\$44,057	Semi-Automatic Renewal \$44,473
13	Project Vida Health Center 3607 Rivera Ave., El Paso, TX 79905 Bill Schlesinger 915- 533-7057 Ext 135 Fax 915- 533-7158 Gaby Cordero gcordero.pv@tachc.org	<u>Integrated Primary Health Care</u> – PVHC provides comprehensive, community-oriented primary health care program with outreach, health education, preventive care, and primary clinical and mental health care for low-income families in medically underserved areas. The project serves a patient population at-risk for or diagnosed with diabetes and/or depression. This project will serve 1005 eligible clients.	Citywide	\$52,105	Semi-Automatic Renewal \$52,597
		MENTAL AND MEDICAL HEALTH SERVICES SUBTOTAL		\$187,843	\$189,617

SENIORS AND PERSONS WITH DISABILITIES SERVICES RENEWAL RECOMMENDATIONS					
	APPLICANT/ADDRESS	PROJECT NAME – DESCRIPTION	REP. DISTRICT	CURRENT BUDGET	RECOMMENDED 46th YEAR BUDGET
14	County of El Paso 500 E. San Antonio, Suite 301, 79901 Rosalva Hernandez 915-546-8167 Fax 915-875-8575 rosalhernandez@epcounty.com	<u>El Paso City-County Nutrition Program</u> – The El Paso City-County Nutrition Program provides nutritionally balanced, home delivered, noontime meals to community dwelling frail elderly and persons with disabilities to maintain independent living and delay or avoid premature institutionalizations.	Citywide	\$46,961	\$40,622
15	Paso Del Norte CDC 1101 E. Schuster El Paso, TX 79902 (915) 544-8484 Fax Number (915) 496-0751 Alfonso V. Velarde al.velarde@pdnchildrens.org Gilda Lopez gilda.lopez@pdnchildrens.org	Paso Del Norte CDC-The Applied Behavior Analysis Program uses evidenced based intervention and treatment approach that systematically applies interventions to bring about positive developmental and behavior changes. Services include, but are not limited to: behavior, language and preference assessments, treatment planning, parent and family training, adaptive skill programming. Behavior reduction interventions, social skills training, peer-model programs, self-management training, and school and IEP consultation. Therapies are conducted by licensed therapists on the PDNCDC campus. ABA generally provides a minimum of 6 hours of therapy per month and 72 hours of therapy annually for a child receiving therapy.	Citywide	\$46,961	\$50,654
16	Project Amistad 3210 Dyer El Paso, TX 79930 Claudia Tarango 915-225-1668 Fax 915-532-7463 ctarango@projectamistad.org	<u>Money Management and Social Services</u> – The program provides money management and an array of services to seniors and persons with disabilities who are at risk and suffer from neglect and exploitation and who do not have the capacity to manage their limited income.	Citywide	\$46,961	\$50,151
17	Opportunity Center Elderly Case Management Program: 1208 Myrtle Ave, El Paso, TX 79901 John Martin 915-577-0069 ext. 272 915-231-8882 jmartin@ocelpaso.org	<u>Elderly Case Management Program</u> – Clients (62 years of age and older) will have greater availability and/or accessibility to support services to include needs assessment, support connections, housing and care counseling. Progress will be monitored and tracked in accordance with their individual service plan through case management including case conferencing with the data inputted into the Homeless Management Information System (HMIS). As a result, the projected outcomes are: 1) 100% of clients will have access to case management.	Citywide	\$0	\$48,190
SENIORS AND PERSONS WITH DISABILITIES SERVICES SUBTOTAL				\$187,844	\$189,617

YOUTH + SENIORS AND PERSONS WITH DISABILITIES COMPETITIVE SET-ASIDES - \$125,000 AVAILABLE

	APPLICANT/ADDRESS	PROJECT NAME – DESCRIPTION	REP. DISTRICT	CURRENT BUDGET	RECOMMENDED 46 th YEAR BUDGET
18	City of El Paso Parks and Recreation 801 Texas Ave., 2nd Floor El Paso, TX 79901 Tracy Novak, Director Martha S. Arroyo 911 S. Ochoa St. El Paso, TX 79901 915-544-0753 Fax 915-212-0092 ArroyoMS@elpasotexas.gov	<u>Neighborhood Youth Outreach Program</u> – After school programs for children from extremely low to moderate income level households. The project is designed to enhance personal development through structured and leisure activities in a safe, supervised environment. The five elements of the after school programs are sports, health and fitness, arts and crafts, performing arts, and environmental education.	Citywide	\$30,000	\$30,000
19	Young Women’s Christian Association El Paso Del Norte Region 201 E. Main, Suite 400, El Paso, Texas 79901 Sylvia Y, Acosta, Ph. D., CEO Sierra Ulibarri, Director of Homeless Programs SS.Ulibarri@ywcaelpaso.org	<u>YWCA Youth Summer Program</u> – This program will serve homeless youth and enriching summer program to low income children outside of school. It will offer economic empowerment to students and families through educational enrichment. Out of school activities provide supplemental learning , connect youth to their peers, teach social and emotional skills, summer food service and improved access to transportation..	Citywide	\$65,000	\$65,000
20	City of El Paso Parks & Recreation 801 Texas Ave., 2nd Floor El Paso, Texas 79901 Tracy Novak, Director Hiram Samaniego 911 S. Ochoa St. El Paso, Texas 79901 915-544-0753 Fax 915-212-0092 SamaniegoH@elpasotexas.gov	<u>Disability Exercise Program</u> – Disability Exercise Program is a free-of-charge program for seniors and adults with disabilities. It offers a wide variety of physical structured activities, as well as cultural and social activities in a suitable living environment.	Citywide	\$30,000	\$30,000
COMPETITIVE SET-ASIDE SUBTOTAL				\$125,000	\$125,000

FIRST TIME HOMEBUYER – COMPETITIVE SET-ASIDE – \$40,000 AVAILABLE					
	APPLICANT/ADDRESS	PROJECT NAME – DESCRIPTION	REP. DISTRICT	CURRENT BUDGET	RECOMMENDED 46 th YEAR BUDGET
21	El Paso Community Action Program - Project BRAVO, Inc. 2000 Texas Ave. El Paso, TX 79901 (915) 562-4100, Fax (915) 566-6836 Laura Ponce, Executive Director Contact : Jessie S. Vasquez, Housing Coordinator Email: jvasquez@projectbravo.org	<u>First Time Homebuyer Education & Counseling Program</u> - The Homebuyer Education & Counseling Program (HECP) assists low-to-moderate income households who live in the City of El Paso and are interested in buying a home. Participants receive 8 hours of education and counseling related to the process of buying a home. Housing Counselors provide: individual/group education; individual/group counseling; information on incentive programs including those offered by the City through the HOME program; and unbiased information on how to select lenders, real estate agents, home inspectors, and other vendors. Participants receive a certificate of completion that may be used for homebuyer incentive programs available with the City of El Paso and lenders. This project will serve 120 eligible head of households.	Citywide	\$40,000	\$40,000
FIRST TIME HOMEBUYER COUNSELING & EDUCATION PROGRAM COMPETITIVE SET-ASIDE SUBTOTAL				\$40,000	\$40,000

INCUBATOR NEW PROJECT(S) – COMPETITIVE SET-ASIDE – \$80,000 AVAILABLE					
	APPLICANT/ADDRESS	PROJECT NAME – DESCRIPTION	REP. DISTRICT	CURRENT BUDGET	RECOMMENDED 46 th YEAR BUDGET
22	Opportunity Center for the Homeless 1208 Myrtle St. El Paso, TX 79901 Raymond Tullius homelessray@elp.rr.com Contact: John Martin jmartin305@elp.rr.com (915)577-0069	<u>Alternative Staffing</u> – The Opportunity Center for The Homeless is launching an alternative staffing organization initiative that creates partnerships with local businesses willing to provide paid labor and employment opportunities for individuals generally considered hard-to-employ. Program participants will be provided with job coaching, job placement and supportive services. This project will serve 65 eligible clients.	Citywide	-0-	\$40,000
23	Family Service of El Paso 6040 Surety Drive, El Paso, TX 79905 Richard Salcido, Executive Director richard.salcido@sbcglobal.net	Family Service of El Paso– Family Services of El Paso will partner with NAMI El Paso to provide NAMI Ending the Silence presentations in low- income schools. The program will educate middle and high school students on the warning signs, facts and statistics of mental health, and it will teach youth how to seek help for themselves or a friend. This project will serve 300 eligible clients.	Citywide	-0-	\$40,000
INCUBATOR NEW PROJECT(S) – COMPETITIVE SUBTOTAL AMOUNT				\$0	\$80,000

ECONOMIC DEVELOPMENT – COMPETITIVE SET-ASIDE - \$175,000 Available					
	APPLICANT/ADDRESS	PROJECT NAME – DESCRIPTION	REP. DISTRICT	CURRENT BUDGET	RECOMMENDED 46 th YEAR BUDGET
24	YWCA El Paso Del Norte Region Sylvia Y. Acosta, PhD, Chief Executive Officer, 1600 Brown El Paso, TX 79902 915.519.0000 Contact Rocio Castruita	YWCA LIFT (LEARN, INVEST, FOCUS, TRAIN) - program Provides intensive needs assessment, computer literacy and job readiness training to the unemployed or underemployed residents. A full LIFT will served individuals needing to obtain a GED, and a short LIFT for those who already have a high school degree or GED.	Citywide	\$85,000	\$85,000
25	Project Vida Community Development Corporation, Bill Schlesinger, Director, 3607 Rivera Avenue, El Paso, TX 79905, 533-7057 Ext. 211. Contact Eric Hutson.	Microenterprise Technical Assistance and Loan Program - Project Vida Community Development Corporation (PVCDC). PVCDC would continue and expand its collaboration with ACCION Texas to improve business skills and expand access to capital among small business owners. A primary objective of the project is job retention and job creation. Both agencies would continue to address the financial resources and technical assistance needs of microenterprises serving low-to moderate income persons that have been unable to acquire this assistance through other channels.	Citywide	\$90,000	\$90,000
ECONOMIC DEVELOPMENT – COMPETITIVE SET-ASIDE SUBTOTAL					\$175,000
46th YEAR (2019-2020) PUBLIC SERVICES TOTAL					\$1,033,076

VOLUNTEER HOUSING REHABILITATION					
	APPLICANT/ADDRESS	PROJECT NAME – DESCRIPTION	REP. DISTRICT	FUNDING REQUEST	RECOMMENDED 46 th YEAR BUDGET
26	Rebuilding Together El Paso, Inc., 5823 North Mesa, #538, El Paso, TX 79912. Contact Person, Roger de Moor, President and CEO, 342-3882(cell)832-7010 (office)	Rebuilding Together El Paso – Volunteer Housing Rehabilitation Program Will provide basic and necessary repairs to rejuvenate and/or rehabilitate the homes of El Paso’s low income elderly and/or disabled homeowners. CD funds will be used on 20 homes in Representative District #6 targeted for this project. Repairs are made at no cost to the homeowner with hundreds of volunteers who do the majority of the work and donations of money and materials.	6	\$72,500	\$60,000
27	Rebuilding Together El Paso, Inc., 5823 North Mesa, #538, El Paso, TX 79912. Contact Person, Roger de Moor, President and CEO, 342-3882(cell)832-7010 (office)	Rebuilding Together El Paso – Volunteer Housing Rehabilitation Program Will provide basic and necessary repairs to rejuvenate and/or rehabilitate the homes of El Paso’s low income elderly and/or disabled homeowners. CD funds will be used on 20 homes in Representative District #7 targeted for this project. Repairs are made at no cost to the homeowner with hundreds of volunteers who do the majority of the work and donations of money and materials.	7	\$72,500	\$60,000
28	Fisherman of Hope Hope is on the Rise 10764 Limas, El Paso, Tx 79935 Executive Director Cesar Prieto. Contact Mike Prieto 915.407.3697	The target clientele will assist elderly persons, severely disabled adults, the homeless, illiterate adults, and migrant workers in Districts 6. 25 improvements will be made to either build ADA ramps, replace or repair broken windows or broken doors. Paint exterior and interior of homes if needed. Provide space heaters and or portable fans according to the current climate when services are provided. Repair leaking faucets and toilets. Clean yards that do not meet city standards.	6	\$57,500	\$57,500

29	Fisherman of Hope Hope is on the Rise 10764 Limas, El Paso, Tx 79935 Executive Director Cesar Prieto. Contact Mike Prieto 915.407.3697	The target clientele will assist elderly persons, severely disabled adults, the homeless, illiterate adults, and migrant workers in District 7. 25 improvements will be made to either build ADA ramps, replace or repair broken windows or broken doors. Paint exterior and interior of homes if needed. Provide space heaters and or portable fans according to the current climate when services are provided. Repair leaking faucets and toilets. Clean yards that do not meet city standards.	7	\$57,500	\$57,500
PUBLIC FACILITIES + HOUSING - Volunteer Housing Rehab Subtotal					\$235,000

PUBLIC FACILITIES – SMALL-SCALE IMPROVEMENTS (DISTRICT 6 + DISTRICT 7)					
	APPLICANT/ADDRESS	PROJECT NAME – DESCRIPTION	REP. DISTRICT	FUNDING REQUEST	RECOMMENDED 46 th YEAR BUDGET
30	Application submitted by PARD: Tracy Novak, Director, and Karla Chavez, Park Project Coordinator from El Paso Parks and Recreation; request submitted by Representative Rivera.	Playa Drain Walking Trail Whittier Dr. to Prado Rd – Playa Drain Trail along Independence Dr from Whittier Dr to Prado Rd – project will consist of installation of LED lighting (consider solar); wayfinding signs; mile markers; striping and restriping along the proposed urban trail segment of the Playa Drain Trail.	7	\$295,800	\$295,800
31	Application submitted by Centro San Vicente: Christina L. Paz Chief Executive Officer. Request submitted by Carlos Pratts with petition with 130 signatures attached.	Centro San Vicente Pharmacy Renovation Project – 8061 Alameda Avenue, El Paso, TX 79915 – project will include renovating of the existing pharmacy and expansion by 230 square feet. This will include demolition of wall; new plumbing; build-up of walls (i.e., drywall, patient, acoustical ceiling, carpet and vinyl); installation of new store fronts (i.e., glass doors and framing, roller shades); HVAC; wood, plastics & composites, (rough carpentry and millwork); and communication equipment, including security cameras, data/telephone installation, fire alarm and smoke detectors	7, Citywide	\$154,260	\$154,260
32	Application submitted by PARD: Tracy Novak, Director and Karla Chavez, Park Project Coordinator from El Paso Parks and Recreation; request submitted by Parks	Pueblo Viejo Park Improvements – Along Roseway Dr from Davis Dr to Presa Pl (project will occur at portion of park located between Davis Dr and Pendale Rd) – project will include removal of existing playground; installation of new playground equipment; new canopy over new playground equipment; and engineered wood fiber.	6	\$435,100	\$435,100
PUBLIC FACILITIES + HOUSING - Small-Scale Subtotal					\$885,160

PUBLIC FACILITIES – LARGE-SCALE IMPROVEMENTS					
	APPLICANT/ADDRESS	PROJECT NAME – DESCRIPTION	REP. DISTRICT	FUNDING REQUEST	RECOMMENDED 46 th YEAR BUDGET
33	El Pasoans Fighting Humger Food Bank Susan Goodell, Chief Executive Officer. Application submitted by Bonnie Escobar Chief Development Officer with petition with 1,480 signatures attached.	El Pasoans Fighting Hunger Food Bank Community Kitchen and Teaching Kitchen – 9541 Plaza Circle, El Paso TX 79927 – Community kitchen (4,000 sq ft) will include installation of commercial and industrial appliances and equipment to include, commercial mixer with stand, a gas convection oven, a commercial size tilt skillet, and a commercial dish machine; installation of built-in storage equipment such as a commercial size refrigerator, freezer and pantry space; and major upgrades to plumbing, water, electrical, gas, an underground grease trap, and adequate HVAC and venting. Teaching kitchen (1,500 sq ft) will include installation of commercial size kitchen appliances and equipment, such as commercial wall ovens, and seating; installation of built-in storage equipment such as a refrigerator, freezer and pantry space upgrades to plumbing, water, electrical, gas, adequate HVAC and venting; installation of countertops/tables and seating; and stadium style seating for about 75 people.	6, Citywide	\$1,557,540	\$1,557,540
34	Application submitted by Tracy Novak, Director for El Paso Parks and Recreation. Request submitted by Representative Rivera with petition with 63 signatures attached	Playa Drain Walking Trail Improvements from Knights Dr to Yarbrough Dr – Playa Drain between Knights Dr to Yarbrough Dr.– project will include construction of an urban trail (paved surface) with landscaping for an approximate 4,000 linear feet (. 75 miles) segment of the Playa Drain Trail. Scope includes paved surface trail/header curbs; post and cable fence; irrigation system; landscape; monument columns; benches; picnic tables; drinking fountain; traffic safety striping; and traffic access control (bollards).	7	\$1,223,182	\$1,223,966
		PUBLIC FACILITIES + HOUSING - Large-Scale Subtotal			\$2,781,506
46th YEAR (2019-2020) PUBLIC FACILITIES + HOUSING TOTAL					\$3,901,666

ADMINISTRATION & PLANNING (Maximum 20% of Entitlement)					
	APPLICANT/ADDRESS	PROJECT NAME – DESCRIPTION	REP. DISTRICT	CURRENT FUNDING	RECOMMENDED 46 th YEAR BUDGET
35	Community & Human Development City 3, 801 Texas Avenue, 3rd Floor El Paso, Texas 79901	Program Management and Coordination to include: - Community Development \$980,620 - City Attorney \$37,299	N/A	\$940,808	\$1,017,919
36	Community & Human Development City 3, 801 Texas Avenue, 3rd Floor El Paso, Texas 79901	Indirect Costs (26.00% of salaries) associated with Program Management and Coordination to include: - Community Development \$174,140 - City Attorney \$7,576	N/A	\$176,892	\$181,716
37	El Paso Coalition for the Homeless 6044 Gateway East, Suite 211 El Paso, Texas 79905 Carol Bohle, Executive Director 843-2154	Continuum Planning and Assistance – Homeless Planning Grant funding for partial costs related to the Homeless Grant Planner and the Homeless Coalition's Executive Director position, and the rest related to operating costs. Provides planning and structure for El Paso's Continuum of Care ("CoC"), leadership for HUD's annual CoC grant process, operation of the Homeless Management Information System (HMIS) mandated by HUD, and researching and developing a long-term strategy to prevent and end homelessness in El Paso in conjunction with the federal strategic initiatives and priorities identified in Opening Doors: A Federal Strategic Plan to Prevent and End Homelessness.	Citywide	\$52,800	\$52,800

38	Project Vida 3607 Rivera Ave. El Paso, TX 79905	Work with the City of El Paso Fair Housing Office and Fair Housing Task Force to develop and implement strategies to educate the community and its housing professionals to identify and eliminate illegal housing practices and other Fair Housing issues present in the community. Create awareness of discriminatory practices by distributing informational materials, community presentations, information fairs, education classes, website information. Assist any residents who encounter illegal, unfair and/or discriminatory treatment with the complaint process.	Citywide	\$25,000	\$25,000
ADMINISTRATION & PLANNING SUBTOTAL					\$1,277,435
46th YEAR CDBG ENTITLEMENT (EN) SUBTOTAL					\$6,387,177

CDBG REVOLVING LOAN FUND (RLF)					
The income which the City of El Paso expects to receive from the CDBG Revolving Loan Fund during the 43rd Year Community Development Program, as well as the HUD-approved Unidentified CDBG Revolving Loan Fund Amount, will be used for the activities described below.					
	APPLICANT/ADDRESS	PROJECT NAME – DESCRIPTION	REP. DISTRICT	CURRENT FUNDING	RECOMMENDED 46th YEAR BUDGET
55	Community & Human Development City 3, 801 Texas Avenue, 3rd Floor El Paso, Texas 79901	Housing Programs Division – Administration costs related to conducting outreach and taking and processing applications.	N/A	\$85,917	\$97,097
56	Community & Human Development City 3, 801 Texas Avenue, 3rd Floor El Paso, Texas 79901	Housing Programs Division – Project costs for the provision of loans/grants to rehabilitate owner-occupied units that are occupied by low- and moderate-income households citywide, conducting assessment inspections of properties proposed for rehabilitation, preparing plans and specifications, preparing financial packages for City Council approval, preparing closing documents, inspecting and approving payments to construction general contractors, and provision of a Single Family Owner-Occupied Rehabilitation Program, Multi-Family Development Program, Minor Repair Program and a Sewer Connection Program. CDBG Revolving Loan Funds will be utilized as follows: 1. Single-Family Owner Occupied Rehabilitation Program (3 units): \$162,903 2. Minor Repair Program (4 units): \$60,000 3. Sewer Connection Program (1 unit): \$10,000 4. First Time Homebuyer Program (3 units): \$120,000 5. Program Admin <u>\$50,000</u> \$402,903	N/A	\$514,083	\$402,903
CDBG REVOLVING LOAN FUND INCOME SUBTOTAL					\$500,000

46TH YEAR BUDGET TOTAL (INCLUDING CDBG EN + CDBG RLF)					\$6,887,177
--	--	--	--	--	--------------------

2020-2021 HOME PARTNERSHIP GRANT FINAL BUDGET RECOMMENDATION

	APPLICANT/ADDRESS	PROJECT NAME – DESCRIPTION	REP. DISTRICT	CURRENT 2018-2019 BUDGET	2019-2020 RECOMMENDATION
1	Community Development 801 Texas Avenue El Paso, Texas 79902	<u>Administrative Expenses</u> (10% of entitlement)	N/A	\$201,427	\$260,314
2	Community Development 801 Texas Avenue El Paso, Texas 79902	<u>New Construction / Rehabilitation by Community Housing Development Organizations (CHDO)</u> . 5 units	Citywide	\$450,538	\$468,092
3	Community Development 801 Texas Avenue El Paso, Texas 79902	<u>Multi-family Investor Owned Rentals</u> . 5 units	Citywide	\$450,015	\$468,092
4	Community Development 801 Texas Avenue El Paso, Texas 79902	<u>Veterans Rapid Rehousing</u> : 24 units	Citywide	\$0	\$233,424
5	Community Development 801 Texas Avenue El Paso, Texas 79902	<u>TBRA/Homeless Prevention</u> : 50 units	Citywide	\$0	\$254,100
6	Community Development 801 Texas Avenue El Paso, Texas 79902	<u>Single Family Owner Occupied Rehabilitation, Renovation or Reconstruction</u> . 7 units	Citywide	\$512,294	\$413,481
7	Community Development 801 Texas Avenue El Paso, Texas 79902	<u>Emergency Repair Program</u> : 30 units	Citywide	\$0	\$300,000

	APPLICANT/ADDRESS	PROJECT NAME – DESCRIPTION	REP. DISTRICT	CURRENT 2018-2019 BUDGET	2019-2020 RECOMMENDATION
8	Community Development 801 Texas Avenue El Paso, Texas 79902	<u>First Time Homebuyer</u> – down payment and closing costs assistance. 5 units	Citywide	\$400,000	\$205,641
TOTAL HOME ENTITLEMENT BUDGET				\$2,014,274	\$2,603,144

2020-2021 HOME PROGRAM INCOME BUDGET RECOMMENDATION

	APPLICANT/ADDRESS	PROJECT NAME – DESCRIPTION	REP. DISTRICT	CURRENT 2018-2019 BUDGET	2019-2020 RECOMMENDATION
1	Community Development 801 Texas Avenue El Paso, Texas 79902	<u>Administrative Expenses</u>	N/A	\$180,000	\$180,000
2	Community Development 801 Texas Avenue El Paso, Texas 79902	<u>First Time Homebuyer</u> – down payment and closing costs assistance. 6 units	Citywide	\$250,000	\$239,400
3	Community Development 801 Texas Avenue El Paso, Texas 79902	<u>Single Family Owner Occupied Rehabilitation, Renovation or Reconstruction</u> –7 units	Citywide	\$300,000	\$410,400
4	Community Development 801 Texas Avenue El Paso, Texas 79902	<u>Multi-family Investor Owned Rentals</u> – 10 units	Citywide	\$1,070,000	\$970,200
TOTAL HOME PROGRAM INCOME BUDGET				\$1,800,000	\$1,800,000

46th Year | 2020-2021 Emergency Solutions Grant (ESG) Final Recommended Budget

	APPLICANT/ADDRESS	PROJECT DESCRIPTION	CURRENT FUNDING	REQUESTED FUNDING	RECOMMENDED BUDGET
1	Center Against Sexual and Family Violence 580 Giles, El Paso, TX 79915 Sandra N. Garcia, Director and Contact (Phone) 593-1000 ext. 403 (Fax) 593-0012 Email: sGarcia@casfv.org	<u>Emergency Shelter for Survivors of Sexual and Domestic Violence</u> – The program will provide survivors of domestic and sexual violence a safe and healthy living environment through the availability of overnight shelter, nutritious meals, mental health services, child care, educational and employment services. At least, 25% of the clients will be referred to transitional housing and 70% of the clients will receive assistance with legal advocacy.	\$ -0-	\$40,000	\$ 40,000 (Emergency Shelter)
2	El Paso Coalition for the Homeless 6044 Gateway East, Suite 211 El Paso, Texas 79905 Carol Bohle, Director (Phone) 843-2170 (Fax) 843-2184 Cbohle.epch@elp.twcbc.com	<u>ESG HMIS Services</u> - The El Paso Coalition for the Homeless will provide Homeless Management Information System (HMIS), services to all agencies and projects awarded through the competition estimated at 7 and 13, respectively, to ensure that all data entered into the system is accurate, complete, timely and complaint with application regulations. HMIS services included ongoing training, technical assistance, help desk support, monthly data reconciliations, data analysis and reporting. By survey information obtained annually, at least 80% of ESG recipients will utilize the information to provide compliance reporting to local, state and federal funders 60% will have used HMIS data-driven reports to evaluate their ESG program and 30% will provide the data to donors for grantors for future funding opportunities.	\$40,000	\$40,000	\$40,000 (HMIS)
3	El Paso Human Services 1001 Montana Ave. El Paso, Texas 79902 Phone) 915-534-7227 (Fax) 915-544-1997 Susana Reza, Director Email: susanareza@elpasohumanservices.org	<u>Youth Homelessness Program</u> – The Program will address ending youth homelessness in El Paso, Texas. By providing suitable housing through Rapid Re-housing assistance and support services for homeless youth, ages 18-24 years of age that include individuals and families, former foster youth and LGBTQ youth. The number of individuals served will be tracked using the Homeless Management Information System (HMIS) .	\$56,391	\$56,391	\$56,391 (Rapid Rehousing)
4	Emergence Health Network (Admin) 201 E. Main, Suite #600 El Paso, Texas 79901 Homeless Street Outreach (Project) #1600 Montana Ave. El Paso, Texas 79902 (Phone) 915-887-3410, Ext, 11188 (Fax) 915-759-2873 Veronica Noriega, Program Director Email: vnoriega@ehnel Paso.org	<u>Homeless Street Outreach</u> – individuals will receive access to a suitable living environment through the accessibility of the homeless street outreach team that provide <u>engagement</u> and appropriate linkage to available community services, leading to 60% of individuals being placed in a positive housing solution. The number of individuals served will be tracked using the Homeless Management Information System (HMIS) facilitating reporting and gauging of program progress. Street outreach teams engage homeless individuals who reside on the streets or in places not meant for human habitation. Individuals with mental health needs will be linked to EHN services, reducing emergency room visits and psychiatric hospitalization. Street outreach performance is based on and tracked based on the number of engagements of the program.	\$ 88,938	\$89,188	\$89,188 (Street Outreach)

	APPLICANT/ADDRESS	PROJECT DESCRIPTION	CURRENT FUNDING	REQUESTED FUNDING	RECOMMENDED BUDGET
5	Opportunity Center for the Homeless 1208 Myrtle Ave. El Paso, Texas 79901 Ray Tullius, Executive Director (Phone) 915-577-0069 (Fax) 915-533-2096 Email: Homelessray@ocelpaso.org Contact: John Martin /Deputy Director Email: johnmartin@ocelpaso.org	<u>Opportunity Center Outreach Initiative (formerly El Paso Homeless Outreach Program)</u> - This program will deploy a highly skilled team of outreach workers to make contact with individuals living on the streets who meet the HUD definition of homeless establish a relationship and provide immediate triage services with the goal of moving them into the shelter and housing as quickly as possible. The program will partner with Centro San Vicente, and Alivane-PATH, the incorporation of multiple partners ensures a more comprehensive, and inclusive program. Engagements will be documented in the El Paso CoC Homeless Management Information System (HMIS).	\$43,756	\$58,675	\$40,000 (Street Outreach)
6	Opportunity Center for the Homeless 508 S. Oregon Street El Paso, Texas 79901 Ray Tullius, Executive Director (Phone) 915-577-0069 (Fax) 915-533-2096 Email: homelessray@ocelpaso.org Contact: John Martin, Deputy Director Email: johmartin305@elp.rr.com	<u>Willie Sanchez Rosales Family Center</u> – The program will provide shelter to homeless families with the ability to accept the full family to include dual parent families. The Center will provide needed safety net services such as case management, basic food, shelter, access to supportive services that will assist families to overcome the issues of homelessness in a positive environment. The program will have a strong focus on self-sustainability graduating people from the program typically within 90 days.	\$42,504	\$51,904	\$40,000 (Emergency Shelter)
7	Project Vida, Inc. (Admin) 3607 Rivera Avenue El Paso, TX 79905 Bill Schlesinger, Director Contact: Maribel Miranda, Program Administrator (Phone) 915-533-7057 x116 (Fax) 915-533-7158 Email: m.miranda@pvida.net	<u>Homelessness Prevention & Recovery program</u> – The program will deliver intervention and mobilization services to promote a healthy, productive and safe community. Specifically, this program will provide intervention of 3-6 months rental payments for families and individuals facing eviction in order to prevent homelessness. The project also emphasizes an intervention of rapidly re-housing families and individuals or in order to prevent long-term homelessness. Mobilization in term of services along with other community resources to support homelessness prevention, rapid re-housing, recovery and permanent housing.	\$109,529	\$121,551	\$120,817 (Homelessness Prevention & Rapid Rehousing)
8	Reynolds House Non-Profit Corporation 8023 San Jose Road El Paso, Texas 79915 Dorothy Traux, Director (Phone) 915-274-2598 (Fax) 915-544-2459 Email: dmtruax@yahoo.com	<u>Beyond Shelters - Moving Forward Program</u> – The program will provide shelter, basic services and personal development to mothers and children. These mothers have lost their homes because of sexual or domestic violence, loss of job, a child's illness or other economic and social catastrophes including loss of a spouse. A new self-confidence moves them forward toward becoming independent and responsible for their own and their children's well-being in a new secure setting. The Home's therapeutic education/play program and its hands-on case management engages mothers and children in permanent life-changing decisions.	\$42,504	\$50,000	\$ 40,000 (Emergency Shelter)

	APPLICANT/ADDRESS	PROJECT DESCRIPTION	CURRENT FUNDING	REQUESTED FUNDING	RECOMMENDED BUDGET
9	The Salvation Army 4300 East Paisano Drive El Paso, Texas 79905 Floiran Estrada, El Paso Area Coordinator Hilda Moreno, Social Services Director (Phone) 915-544-9811 (Fax) 915-544-7469 Email: Hilda.Moreno@uss.salvationarmy.org	<u>Red Shield Family Center</u> –The program is actively addressing the high priority issue of homelessness. The Center has a daily capacity of 148 (115 beds for families/33 beds for individuals) with 40 overflow beds available during times of inclement weather. TSA serves individuals/families with no or very low incomes who are homeless or at-risk of homelessness. With a significant long-term positive community impact, the program provides food, shelter and supportive services all designed to stabilize the client's physical, psychological and financial situation and ultimately place them in permanent housing with the skills and resources to remain independent.	\$69,997	\$69,997	\$46,635 (Emergency Shelter, Homelessness Prevention & Rapid Rehousing)
10	Community &Human Development Department 801 Texas Ave. Building #3, 3 rd Floor El Paso, Texas 79901-1196	<u>ESG City Administrative Fees</u> – Grantee may use not more than 7% of the grant amount for its own administrative costs.	\$37,154	\$38,615	\$38,615 (DCHD Admin)
46TH YEAR ESG BUDGET TOTAL					\$551,646

46th Year | 2020-2021 Housing Opportunities for Persons with AIDS (HOPWA) Final Recommended Budget

	APPLICANT/ADDRESS	PROJECT NAME – DESCRIPTION	REP. DISTRICT	2019-2020 CURRENT BUDGET	2020-2021 RECOMMENDATION
1	City of El Paso Health Department 701 Montana El Paso, Texas 79902 Robert Resendes, Director Irene Ovalle, Program Manager HOPWA 915-212-6603 Fax 212-0183 Irene.Ovalle@elpasotexas.gov	<u>El Paso County HOPWA Program – Tenant-Based Rental Assistance (TBRA)</u> – Provision of long-term TBRA to clients living with HIV/AIDS in El Paso County.	Citywide and Balance of El Paso County	\$423,232	\$483,533
2	Same as above	<u>El Paso County HOPWA Program – Supportive Services</u> – Provision of supportive services that includes case management, counseling, job development, housing information and resource identification.	Citywide and Balance of El Paso County	\$83,100	\$82,159
3	Same as above	<u>HOPWA Project Sponsor Administrative Fees</u> – Project sponsor is limited to 7% of awarded funds for administration costs.	N/A	\$33,687	\$42,578
4	Community Development 801 Texas Avenue El Paso, Texas 79902	<u>HOPWA City Administrative Fees</u> – Grantee may not use more than 3% of the grant amount for its own administrative costs.	N/A	\$16,701	\$18,812
46TH YEAR HOPWA BUDGET TOTAL					\$627,082

CITY OF EL PASO 2020-2025 CONSOLIDATED PLAN
&
46TH YEAR ANNUAL ACTION PLAN

Executive Summary

ES-05 Executive Summary - 24 CFR 91.200(c), 91.220(b)

1. Introduction

The 2020-2025 City of El Paso Consolidated Plan consists of four main sections:

1. Needs Assessment
2. Housing Market Analysis
3. Strategic Plan
4. 2020-2021 Annual Action Plan

This introduction provides a summary of the actions taken to produce the City of El Paso 2020-2025 Consolidated Plan and 2020-2021 Annual Action Plan as well as a summary of the priority needs established by the community. Community stakeholders engaged in numerous conversations and a Community Needs Assessment survey was deployed to establish the priority needs identified in the Needs Assessment section of the plan. The City of El Paso, Department of Community + Human Development (DCHD) partnered with the Housing Authority of the City of El Paso (HACEP) and HR&A Advisors to conduct a housing market needs assessment in 2018 that established priorities for investment in affordable housing across the region. That assessment, along with current demographic research, informed the Housing Market Analysis section of the plan. The Strategic Plan section is informed by the aforementioned efforts as well as the City of El Paso's 25 by 2025 Strategic Plan, the El Paso Regional Housing Plan, the City's Resilience Strategy, and the recently completed Financial Empowerment Blueprint.

El Paso expects to receive the following entitlement grants during the planning period of 2020-2025 to contribute towards addressing priority needs of the community:

- Community Development Block Grant (CDBG)
- HOME Investment Partnerships Program (HOME)
- Housing Opportunities for Persons with AIDS (HOPWA)
- Emergency Solutions Grant (ESG)

The 2020-2021 Annual Action Plan is the first of what will be five annual plans under this Consolidated Plan. The Annual Plan establishes the priority projects to be implemented over the next year to begin addressing priority needs in the community. All proposed projects and activities are intended to principally benefit residents of El Paso who have extremely low, low and moderate-incomes.

2. Summary of the objectives and outcomes identified in the Plan Needs Assessment Overview

44% of households in El Paso meet the HUD definition of low to moderate income, meaning that they are at or below 80% of the Area Median Income (AMI). It is primarily this population that the City seeks to assist in achieving housing stability, financial empowerment and overall increased quality of life. This population tends to experience more housing cost burden, less financial capacity, and are more likely to live in aging housing requiring repair and/or rehabilitation.

25% of El Paso households are housing cost burdened, meaning they spend more than 30% of their household income on housing costs (i.e. rent, mortgage, utilities, insurance). Of particular concern is the prevalence of severe housing cost burden for households at or below 30% AMI. 52% of these extremely low income households expend more than half of their income on housing costs. These individuals and families are likely forced to make difficult choices to meet their basic needs for food, shelter and warmth.

Homelessness in El Paso is currently at a manageable level, but may increase as a result of a growing housing affordability gap for households who can afford a rental or mortgage payment of no more than \$600/month. The developing economic challenges of the COVID-19 pandemic will certainly exacerbate this situation, requiring a focus on preventing homelessness and ensuring that when it occurs, homeless is rare, brief and non-recurring.

El Paso is also challenged with an aging housing stock in need of repair and rehabilitation. More than half of all housing units in El Paso were built before 1980 and are more likely in need of major repairs and lead paint abatement. However, these older units tend to be more affordable for lower income households who are more likely to require assistance in order to afford needed repairs. Lower income El Pasoans also present financial capacity issues in terms of bankability, credit worthiness, and limited capital for microenterprise development, making it more difficult for them to maintain quality housing choice.

It is for the preceding reasons that the City of El Paso prioritizes the following issues in this Consolidated Plan above all others:

- Ensuring quality, affordable housing choice for all El Pasoans
- Preventing and responding to homelessness
- Empowering El Pasoans to come financially stable

3. Evaluation of past performance

Under the previous 2015-2020 Consolidated Plan, the City of El Paso established goals for 33 community needs. Of those, 17 goals were met or exceeded by the end of the fourth year of the five-year period. 7 other goals were exceeding 80% completion by the end of the fourth year, and 6 of those 7 goals are expected to be met or exceeded by the end of the current year. As a result, 10 goals are expected to fall short of projections by August 31, 2020, the end of the Consolidated Plan period. Additional information on unmet goals follows:

- The First Time Homebuyer (FTHB) goal of 360 households assisted will not be achieved. Instead, by the end of the current program year, it is expected that approximately 90 households will have been assisted. Demand for the City's FTHB Program decreased significantly over the past 5 years. A recent El Paso housing assessment showed that homeownership in El Paso has declined over the last 5 years. At the same time, The City's Resilience Strategy identified bankability and credit issues as a significant barrier to homeownership for many lower income El Pasoans. To correct for this, the City has developed a Regional Housing Plan and a Financial Empowerment Blueprint to increase opportunities for affordable homeownership and to build the financial capacity of El Pasoans to be able to qualify for mortgage loans.
- Job Training and Education will fall short of the goal of serving 1,200 persons. Economic Opportunity set-asides, which includes job training and education programs, have been more commonly pursued by community non-profits for microenterprise assistance programs which will far exceed projected goals.
- HOPWA Support Services will only meet approximately half of the goal of serving 260 persons, as demand for that program has lagged behind projections. Those projections are more conservative in this 2020-2025 Consolidated Plan.
- Goals for Streets & Curb Cuts, Sidewalks, and Audible Pedestrian Signals will not be achieved in large part because of significant investments in these areas from the City resulting in a decreased need for CDBG funding for these types of projects. There are however two ongoing projects that once completed, will get the City closer to the goals projected.
- Over the course of this five-year period, the City received no competitive requests for public facilities for persons with disabilities and mental health facilities. It is important to note that all public facility projects undertaken by the City or subawarded to nonprofits are required to meet or exceed ADA requirements, and while no mental health facilities were constructed, mental health services are regularly funded under the City's Annual Action Plans.
- Public facilities for healthcare and Centers for Abused and Neglected Children have recently been funded under the current Annual Action Plan and upcoming Annual Action Plan, but have not been completed as of drafting of this plan. As such, those facilities will be coming online in the next year or so, but those goals will not be met within the expiring five-year period.

4. Summary of citizen participation process and consultation process

Consultation occurred with key agencies to obtain data, assess community needs and conduct a housing market analysis to inform this Consolidated Plan. Those agencies included: The Housing Authority of the

City of El Paso (HACEP), Department of Public Health, Opportunity Center for the Homeless, Project BRAVO, Inc., U.S. Department of Commerce, Family & Youth Services Bureau, and the Federal Communications Commission. A needs assessment survey was completed by 40 nonprofit and governmental entities to inform establishment of the priority needs and goals in the Plan.

Over a dozen public meetings and events were conducted and/or attended by City staff to receive input regarding needs in the community and to distribute surveys to prioritize needs. In all, 507 El Pasoans completed a survey. All comments received were considered during the formulization of the Plan. Additionally, a number of established strategic plans were referenced and built into the plan to include the City's Strategic Plan, the El Paso Regional Housing Plan, the El Paso Resilience Strategy ("Resilient El Paso"), and the City of El Paso Financial Empowerment Blueprint. Over 100,000 individuals were engaged in the creation of those strategic documents.

5. Summary of public comments

The top 7 high priority public service needs identified through the community survey were:

1. Mental Health Services
2. Health Services and Clinics
3. Youth Programs
4. Financial Education
5. Transportation Services
6. Job Training
7. Childcare Services

The top 7 high priority public facility needs identified through the community survey were:

1. Mental Health Centers
2. Food Pantries
3. Counseling Centers for Abused/Neglected Children
4. Healthcare Centers and Clinics
5. Youth Centers
6. Parks
7. Walkability and Accessibility Improvements

The top 5 service needs identified by agencies were:

1. Mental Health Services
2. Childcare Services
3. Healthcare Services and Clinics
4. Domestic Violence Prevention and Assistance
5. Youth Programs

The top 5 facility needs identified by agencies were:

1. Counseling Centers for Abused/Neglected Children
2. Mental Health Centers
3. Food Pantries
4. Childcare Centers
5. Walkability and Accessibility Improvements

6. Summary of comments or views not accepted and the reasons for not accepting them

All comments received were accepted and considered in the formulation of the Plan.

7. Summary

The previous sections are an all-encompassing summary of the 2020-2025 Consolidated Plan for the City of El Paso.

The Process

PR-05 Lead & Responsible Agencies 24 CFR 91.200(b)

1. Describe agency/entity responsible for preparing the Consolidated Plan and those responsible for administration of each grant program and funding source

The following are the agencies/entities responsible for preparing the Consolidated Plan and those responsible for administration of each grant program and funding source.

Agency Role	Name	Department/Agency
CDBG Administrator	EL PASO	Community and Human Development
HOPWA Administrator	EL PASO	Community and Human Development
HOME Administrator	EL PASO	Community and Human Development
ESG Administrator	EL PASO	Community and Human Development

Table 1 – Responsible Agencies

Consolidated Plan Public Contact Information

For information regarding the City of El Paso 2020-2025 Consolidated Plan, please contact the Department of Community + Human Development at:

DCHDServices@elpasotexas.gov

(915) 212-0138

801 Texas Avenue, 3rd flr

El Paso, TX 79901

PR-10 Consultation – 91.100, 91.110, 91.200(b), 91.300(b), 91.215(I) and 91.315(I)

1. Introduction

The City of El Paso, and particularly the Department of Community + Human Development (DCHD), takes on the role of convener, collaborator and portal to assist service providers and other governmental entities in supporting their efforts towards eliminating poverty and providing economic opportunity to El Paso's most vulnerable populations. DCHD can only serve in this role by closely consulting with key agencies that drive community initiatives and that understand, at a grassroots level, the challenges facing El Pasoans. Following are descriptions of how the City convenes, collaborates, and provides access to resources for our community.

Provide a concise summary of the jurisdiction's activities to enhance coordination between public and assisted housing providers and private and governmental health, mental health and service agencies (91.215(I)).

The City of El Paso is married to its Strategic Plan and strategic planning processes. As policy issues arise, the City brings all stakeholders to the table and guides conversations to arrive at a community consensus on policy decisions. This was illustrated several years ago through the development of local policies for Low Income Housing Tax Credit proposals. The City brought together private affordable housing developers and the public housing authority to discuss best paths forward for ensuring that LIHTCs are maximizing development of affordable rental units.

This past year, the City completed a Regional Housing Plan to address a growing gap in affordable housing for lower income El Pasoans. That effort was conducted in close coordination with the Housing Authority of the City of El Paso, and one-on-one meetings were conducted with various housing developers and management companies, many of whom provide affordable housing or tax credit housing for our community. The City is also very interested in bringing together private affordable housing developers and the housing authority to explore options for joint development of LIHTC projects.

Describe coordination with the Continuum of Care and efforts to address the needs of homeless persons (particularly chronically homeless individuals and families, families with children, veterans, and unaccompanied youth) and persons at risk of homelessness

The City of El Paso consistently coordinates with the El Paso Coalition for the Homeless (EPCH), lead entity for the El Paso Continuum of Care (CoC), through funding and assistance for its many members. The City is represented on numerous CoC subcommittees. EPCH has been partnering with the City to work with an outside consultant, Built for Zero, to reach functional zero homelessness in for veterans and chronically homeless in El Paso.

The coalition continues its efforts to end and prevent homelessness in the El Paso area, highlighting their objectives and strategies in their Strategic Plan. Through its Strategic Plan, the Continuum of Care has identified five objectives to assure that funding is approached in an effective way to prevent homelessness and strengthen resources. Those objectives are:

1. Strengthen leadership, cooperation, and civic engagement.
2. Expand access to stable and affordable housing.
3. Assist in creating productive approaches towards self-sufficiency and reduced financial vulnerability.
4. Reshape homeless services to crisis response systems to enhance health and safety.
5. Further health and housing stability.

According to the CoC, Permanent Supportive Housing has proven to be the most successful strategy for ending chronic homelessness. Therefore, the Continuum of Care encourages the creation of permanent housing for individuals and families that are chronically homeless. It regularly seeks to create partnerships with prospective agencies and organizations to increase the supply of affordable housing and social services.

- The 2019 Point-In-Time Survey showed that 15.2% of homeless adults were accompanied by a child. Many families were experiencing homelessness for the first time and 34.7% indicated that they could not afford housing. Emergency and transitional shelters are equipped with social services, medical services, beds, and other supplies to provide assistance to individuals that find themselves in that situation and to boost them towards self-sufficiency.
- Given that 8.3% of individuals experiencing homelessness were veterans in 2019, preventing and ending veteran homelessness is a priority of the CoC. There are various programs and services geared specifically to help veterans. The CoC coordinates with The American GI Forum, The Texas Veterans Outreach Program, and the El Paso VA Homeless Program to provide housing assistance, case management, employment search, and other quality services.

To continue successes in housing stability essential to persons experiencing homelessness, the CoC deploys funding for homelessness prevention/rapid rehousing to prevent those at risk from becoming homeless and for those who are literally homeless. This vital aid will help individuals to be placed into housing quickly to ensure that the experience of homeless is brief. Resources are also deployed to fortify case management services available to individuals at risk of becoming homeless or returning to homelessness.

Describe consultation with the Continuum(s) of Care that serves the jurisdiction's area in determining how to allocate ESG funds, develop performance standards and evaluate outcomes, and develop funding, policies and procedures for the administration of HMIS

Consultation with the CoC is typically conducted through the El Paso Coalition for the Homeless (EPCH), the lead Entity for the CoC. Occasionally, the CoC is directly consulted with, as was the case in 2019 when the City was working on a prioritization of funding for homeless services. As the City updates homeless policies, updates strategic plans addressing homelessness, and formulates funding allocations for entitlement grant funds, EPCH for the Homeless is always a participant. The EPCH was consulted throughout the drafting of this plan, and assisted in writing the SP-60, homeless strategy portion.

2. Describe Agencies, groups, organizations and others who participated in the process and describe the jurisdictions consultations with housing, social service agencies and other entities

The following agencies/organizations provided vital information for the 2020 – 2025 Consolidated Plan through direct contact or online platforms issued by the U.S. Government containing official data.

1.	Agency/Organization	Housing Authority of The City of El Paso
	Agency/Organization Type	Public Housing Authority
	What section of the plan was addressed by consultation?	Public Housing Number of Housing Units Public & Assisted Housing Public Housing Accessibility & Involvement
	How was the Agency/Organization consulted and what are the anticipated outcomes of the consultation or areas for improvement?	The Housing Authority of the City of El Paso provided data and statements concerning public housing, housing developments, and affordable housing. The Public Housing Authority was consulted through various meetings and communication efforts.
2.	Agency/Organization	El Paso Coalition for the Homeless
	Agency/Organization Type	Planning Organization/Health Agency/Publicly Funded Institution/System of Care
	What section of the plan was addressed by consultation?	Housing Needs Assessment Homeless Facilities & Services Homeless Strategy
	How was the Agency/Organization consulted and what are the anticipated outcomes of the consultation or areas for improvement?	The El Paso Coalition for the Homeless provided HMIS data, Point In Time survey data, and other critical information to identify the needs of the homeless population in the City of El Paso. Administrators of the El Paso Coalition for the Homeless also reviewed certain sections of the Consolidated Plan and gave feedback to improve

		strategies. The Coalition was consulted through various meetings and communication efforts.
3.	Agency/Organization	Opportunity Center for the Homeless
	Agency/Organization Type	Homeless Service Provider
	What section of the plan was addressed by consultation?	Number of Housing Units Homeless Facilities & Services
	How was the Agency/Organization consulted and what are the anticipated outcomes of the consultation or areas for improvement?	The Opportunity Center for the Homeless provided independent data and findings concerning the various homeless individuals that organization serves. The Opportunity Center was consulted through a meeting that took place on 03/09/2020.
4.	Agency/Organization	City of El Paso
	Agency/Organization Type	City Government
	What section of the plan was addressed by consultation?	Hazard Mitigation
	How was the Agency/Organization consulted and what are the anticipated outcomes of the consultation or areas for improvement?	The City of El Paso provided data and research concerning their Resilient El Paso Strategy. The data provided a critical view of how climate change will affect the City of El Paso. DCHD was consulted through effective communication with the City's Sustainability Coordinator
5.	Agency/Organization	City of El Paso Public Health Department
	Agency/Organization Type	City Government Institution
	What section of the plan was addressed by consultation?	Homeless Facilities & Services Non-Homeless Special Needs Assessment
	How was the Agency/Organization consulted and what are the anticipated outcomes of the consultation or areas for improvement?	The City's Department of Public Health provided essential data concerning the amount of HIV and AIDS cases present in the City of El Paso and the housing needs of this specific population. The Department of Public Health was consulted

		through a meeting held with the Department of Community and Human Development.
6.	Agency/Organization	Project Bravo
	Agency/Organization Type	Community Action Agency
	What section of the plan was addressed by consultation?	First Time Homebuyer Counseling (FTHB)
	How was the Agency/Organization consulted and what are the anticipated outcomes of the consultation or areas for improvement?	The City is in regular communication with Project Bravo as a subrecipient providing a FTHB Counseling Program.
7.	Agency/Organization	U.S. Department of Commerce
	Agency/Organization Type	Federal Government Institution
	What section of the plan was addressed by consultation?	Official data provided by the U.S. Department of Commerce through the American Community Survey was used throughout the entire Consolidated Plan.
	How was the Agency/Organization consulted and what are the anticipated outcomes of the consultation or areas for improvement?	The U.S. Department of Commerce provided essential data concerning specific characteristics of the population living with the County of El Paso. The data was gathered through the department's online published data tools and profiles.
8.	Agency/Organization	Family & Youth Services Bureau
	Agency/Organization Type	Federal Government Institution
	What section of the plan was addressed by consultation?	Housing Needs Assessment
	How was the Agency/Organization consulted and what are the anticipated outcomes of the consultation or areas for improvement?	The Family & Youth Services Bureau provided research concerning domestic violence and its connection to homelessness. The information was gathered from the bureau's online research catalog.

9.	Agency/Organization	Federal Communications Commission
	Agency/Organization Type	Federal Government Institution
	What section of the plan was addressed by consultation?	Broadband Needs of Housing Occupied by Low- and Modera-Income Households
	How was the Agency/Organization consulted and what are the anticipated outcomes of the consultation or areas for improvement?	The Federal Communications Commission provided data concerning the amounts of internet providers available to the residents in the County of El Paso. The data was collected from the commission's online platform.
<p>The following agencies/organizations provided vital information for the 2020 – 2025 Consolidated Plan through their online platforms, not through direct contact.</p>		
1.	Agency/Organization	Centro San Vicente
	Agency/Organization Type	Health Agency
	What section of the plan was addressed by consultation?	Homeless Facilities and Services
	How was the Agency/Organization consulted and what are the anticipated outcomes of the consultation or areas for improvement?	Centro San Vicente provided information focusing on the healthcare services they make available to the homeless population. This key information helps the Consolidated Plan display accurate information concerning homeless services.
2.	Agency/Organization	Center Against Sexual & Family Violence
	Agency/Organization Type	Health & Service Provider for Domestic Violence Victims & the Homeless
	What section of the plan was addressed by consultation?	Housing Needs Assessment Homeless Facilities and Services
	How was the Agency/Organization consulted and what are the anticipated outcomes of the consultation or areas for improvement?	The Center Against Sexual & Family Violence provided important data regarding domestic abuse in El Paso and the resources the center provides victims. The information obtained helps

		the Consolidated Plan provide adequate information about housing needs and homeless services.
3.	Agency/Organization	Emergence Health Network for El Paso
	Agency/Organization Type	Health Agency
	What section of the plan was addressed by consultation?	Number of Housing Units Homeless Facilities and Services Special Needs Facilities and Services
	How was the Agency/Organization consulted and what are the anticipated outcomes of the consultation or areas for improvement?	The Emergence Health Network provided information concerning permanent housing and the outreach and health services they provide for the homeless population. This key information helps the Consolidated Plan display accurate information concerning homeless services and special needs housing.
4.	Agency/Organization	El Paso Center for Children
	Agency/Organization Type	Service Provider for Homeless Youth & Families
	What section of the plan was addressed by consultation?	Homeless Facilities and Services
	How was the Agency/Organization consulted and what are the anticipated outcomes of the consultation or areas for improvement?	The center provided information regarding their housing assistance, emergency shelter, and support services available to the homeless youth. This key information helps the Consolidated Plan display accurate information concerning homeless services.
5.	Agency/Organization	La Familia Del Paso
	Agency/Organization Type	Health Agency & Mental Health Services Provider
	What section of the plan was addressed by consultation?	Homeless Facilities and Services
	How was the Agency/Organization consulted and what are the anticipated	La Familia Del Paso provided information concerning their homeless prevention strategies, services, and programs. The information obtained

	outcomes of the consultation or areas for improvement?	helps the Consolidated Plan outline the services provided to the homeless population.
6.	Agency/Organization	Workforce Solutions Borderplex
	Agency/Organization Type	Public Workforce System
	What section of the plan was addressed by consultation?	Homeless Facilities and Services Non-Housing Community Development Assets
	How was the Agency/Organization consulted and what are the anticipated outcomes of the consultation or areas for improvement?	Workforce Solutions Borderplex provided information concerning their job programs and local workforce data. The information gathered helped provide an accurate completion of the Non-Housing Community Development Assets and the Homeless Facilities and Services sections.

Table 2 – Agencies, groups, organizations who participated

Identify any Agency Types not consulted and provide rationale for not consulting

The City of El Paso has made every reasonable effort to consult with agencies of all types through direct outreach, surveys, and public meetings and hearings.

Other local/regional/state/federal planning efforts considered when preparing the Plan

Name of Plan	Lead Organization	How do the goals of your Strategic Plan overlap with the goals of each plan?
Resilient El Paso	Department of Community + Human Development	The Resilience Strategy focuses on economic stability as a key factor in community resilience. As such the Resilience Strategy is, in part, an anti-poverty strategy.
City of El Paso 25 in 2025 Strategic Plan	City of El Paso	Goals and objectives in this Consolidated Plan are intentionally aligned with the goals of the City's Strategic Plan.
City of El Paso Financial Empowerment Blueprint	Department of Community + Human Development	The Blueprint focuses on strengthening El Pasoans through financial literacy, bankability, and improving access to credit and capital.
El Paso Coalition for the Homeless Strategic Plan	El Paso Coalition for the Homeless	The EPCH Homeless Strategic Plan is incorporated throughout the homeless sections of this Consolidated Plan.
El Paso Regional Housing Plan	The City of El Paso, HR&A Advisors, and The Housing Authority of the City of El Paso	The Housing Plan heavily informs sections of the Consolidated Plan related to affordable housing and barriers thereto.
2018 Community Needs Assessment for the County of El Paso	Project Bravo	This document informed SP-25 Priority Needs.

Table 3 – Other local / regional / federal planning efforts

Describe cooperation and coordination with other public entities, including the State and any adjacent units of general local government, in the implementation of the Consolidated Plan (91.215(I))

An area of strong intergovernmental coordination is in addressing affordable housing at a regional scale. Implementation of The El Paso Regional Housing Plan is critical to meeting affordable housing goals in this Plan. Implementation of the Housing Plan is being directed by Housing Task Force that includes in its membership the County of El Paso, four different school districts, the Housing Authority of the City of El Paso, The El Paso County Housing Authority, and the Public Service Board (a public landholder).

PR-15 Citizen Participation – 91.105, 91.115, 91.200(c) and 91.300(c)

1. Summary of citizen participation process/Efforts made to broaden citizen participation Summarize citizen participation process and how it impacted goal-setting

The City of El Paso encouraged its residents to provide input during the 2020-2025 Consolidated Plan and 2020-2021 Annual Action Plan process. Through its adopted Citizen Participation Plan, the City sets forth policies and procedures to engage with low-and moderate-income individuals and residents of predominantly low- and moderate-income neighborhoods. That engagement provides the City with vital feedback on housing, infrastructure, public facilities and public service needs that are then addressed in the Consolidated Plan and Annual Action Plan.

In order to ensure that the voice of those whom these funds are intended to serve were heard, a majority of the outreach events conducted by the City or attended by the City to take in survey responses were held in CDBG-eligible neighborhoods.

A survey of needs was distributed to non-profit agencies and governmental agencies across the city and 40 agencies of various types provided responses. Outreach was made to the community at large through distribution of surveys throughout the community in both Spanish and English, and publicizing open meetings at various locations. 507 El Pasoans responded to the survey and/or provided input.

Citizen Participation

Table 4 – Citizen Participation Outreach

Day of Event	Time	Name of Event	Purpose of Event
9/9/19		Advisory Committee; Pat O'Rourke Rec. Center	This event was held at Pat O'Rourke Recreation Center on 09/09/19 from 9:00 a.m. -3:00 p.m. The purpose of this event to engage the public to complete the 2020-2025 Con Plan + AI Survey
9/14/19	8-3pm	Neighborhood Summit Centennial Banquet at Fort Bliss	This event was held at Fort Bliss on 09/14/19 from 9:00 a.m. -3:00 p.m. The purpose of this event to engage the public to complete

			the 2020-2025 Con Plan + AI Survey
9/14/19	9-3pm	National Drive Electric Week Sunland Park Mall North Parking Lot 750 Sunland Park Dr El Paso, TX 79912	This event was held at Sunland Park Mall 750 Sunland Park Drive, El Paso, Texas 79912 on 09/14/19 from 9:00 a.m. -3:00 p.m. The purpose of this event to engage the public to complete the 2020-2025 Con Plan + AI Survey
9/17/19	4:30pm-7pm	Marty Robbins Park Survey Distribution 11600 Vista Del Sol Dr, El Paso, TX 79936	This event was held at Fort Bliss on 09/17/19 from 4:00 pm. -700 p.m. The purpose of this event to engage the public to complete the 2020-2025 Con Plan + AI Survey
9/17/19	9-1pm	FGP Training Environmental Services Building 7968 San Paulo Dr	This event was held at the Environmental Services Building 09/17/19 from 9:00am –1:00pm. The purpose of this event to engage the public to complete the 2020-2025 Con Plan + AI Survey
9/19/19	4:30pm-7pm	Marty Robbins Park Survey Distribution 11600 Vista Del Sol Dr, El Paso, TX 79936	This event was held at the Marty Robbins Park 09/1/19 from 4:30 pm – 7:00 pm. The purpose of this event to engage the public to complete

			the 2020-2025 Con Plan + AI Survey
9/20/19	9-1pm	FGP Training Pat O'Rourke Rec Center	<p>This event was held at the Pat O'Rourke Recreation Center on 09/20/19 from 9:00 am – 1:00 pm.</p> <p>The purpose of this event to engage the public to complete the 2020-2025 Con Plan + AI Survey</p>
9/28/19	9-1pm	Don Haskins Rec Center 7400 High Ridge Dr, El Paso, TX 79912 Mini Sports Game	<p>This event was held at the Don Haskins Rec Center on 09/28/19 from 9:00 am – 1:00 pm.</p> <p>The purpose of this event to engage the public to complete the 2020-2025 Con Plan + AI Survey</p>
10/7/19	2-4pm	Main Library, downtown	<p>This event was held at the Main Library, Downtown on 10/07/19 from 2:00 pm – 4:00 pm</p> <p>The purpose of this event to engage the public to complete the 2020-2025 Con Plan + AI Survey</p>
10/8/19	2-4pm	Main Library, downtown	<p>This event was held at the Main Library, Downtown on</p>

			<p>10/08/19 from 2:00 pm – 4:00 pm</p> <p>The purpose of this event to engage the public to complete the 2020-2025 Con Plan + AI Survey</p>
10/9/19	2-4pm	Main Library, downtown	<p>This event was held at the Main Library, Downtown on 10/09/19 from 2:00 pm – 4:00 pm</p> <p>The purpose of this event to engage the public to complete the 2020-2025 Con Plan + AI Survey</p>
10/12/19	1-5pm	Main Library, downtown - Chalk the Block Event	<p>This event was held at the Main Library, Downtown on 10/12/19 from 1:00 pm – 5:00 pm</p> <p>The purpose of this event to engage the public to complete the 2020-2025 Con Plan + AI Survey</p>
10/19/19	1-5pm	Literary Fiesta at Main Library, downtown https://www.facebook.com/epliteraryfiesta	<p>This event was held at the Main Library, Downtown on 10/19/19 from 1:00 pm – 5:00 pm</p> <p>The purpose of this event to engage the public to complete the 2020-2025 Con Plan + AI Survey</p>

Needs Assessment

NA-05 Overview

Needs Assessment Overview

The Needs Assessment for this Consolidated Plan uses several resources to predict the needs of the local population for the next 5-year period. These resources included detailed information (CHAS & ACS) provided by the U.S. Department of Housing and Urban Development, the Census Bureau, the Housing Authority of the City of El Paso, and the El Paso Coalition for the Homeless which coordinates the Continuum of Care. Furthermore, the city distributed the 2020-2025 Consolidated Plan + Analysis of Impediments Survey in both English and Spanish to obtain the input of the public, and distributed an Agency Feedback Survey to gather information from service providers.

The 2020-2025 Consolidated Plan + Analysis of Impediments Survey and Agency Feedback Survey identified the types of public facilities improvements and services that are needed across the city. These priority needs are mentioned in detail throughout the Consolidated Plan.

NA-10 Housing Needs Assessment - 24 CFR 91.205 (a,b,c)

Summary of Housing Needs

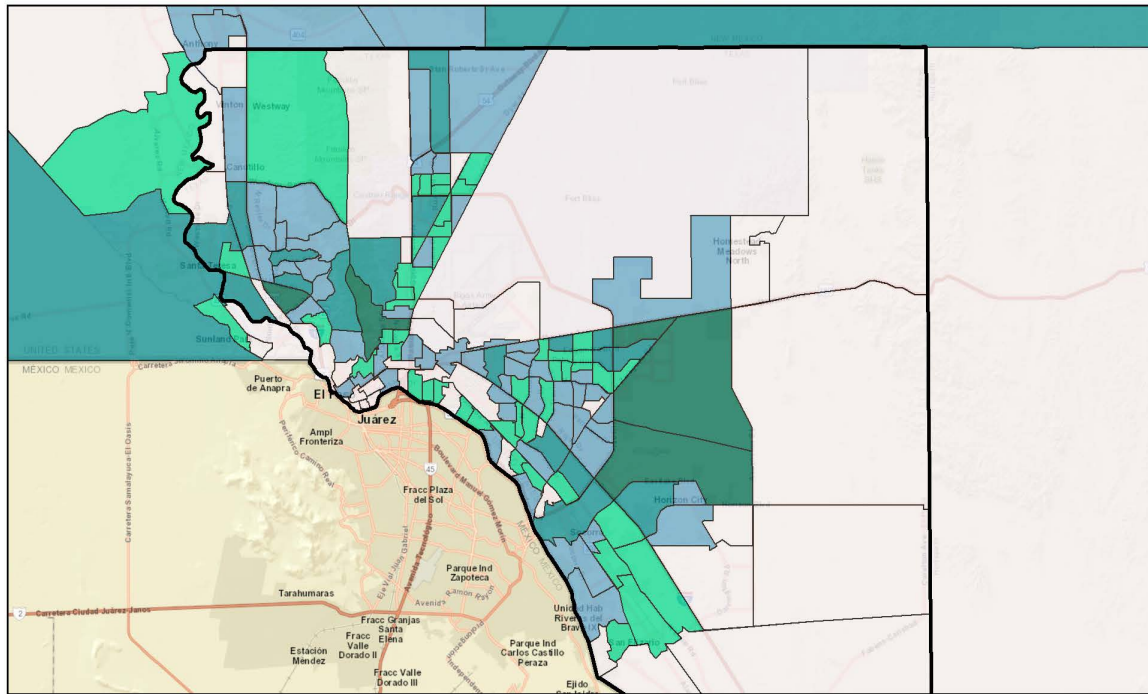
An analysis of the most recent CHAS data shows that a total of 43.9% of all households in El Paso are low to moderate income ($\leq 80\%$ Area Median Family Income); 13.59% of all households have incomes between 0 and 30% of the HUD Area Median Family Income (HAMFI); 13.11% of all households have incomes between 30% and 50% HAMFI; and 17.21% of all households have incomes between 50% and 80% HAMFI. There are 25.32% of all households in the City of El Paso who spend more than 30% of their gross income on rent/mortgage and utilities, which is considered a cost burden. For the extremely low income population (households earning between 0% and 30% HAMFI) the housing cost burden is particularly serious, as approximately 52% of these households spend more than 50% of their gross income on housing.

Demographics	Base Year: 2009	Most Recent Year: 2015	% Change
Population	649,121	676,330	4%
Households	202,225	220,680	9%
Median Income	\$36,147.00	\$42,772.00	18%

Table 4 - Housing Needs Assessment Demographics

Data Source: 2005-2009 ACS (Base Year), 2011-2015 ACS (Most Recent Year)

CPD Maps - Consolidated Plan and Continuum of Care Planning Tool



February 3, 2020

Override 1 **TotalHouseholds**
B11005EST1
 0-1,089 Households
 1,089-1,641 Households
 1,641-2,256 Households
 >3,182 Households

1:396,655
 0 3.25 6.5 13 mi
 0 5 10 20 km
 Sources: Esri, HERE, Garmin, USGS, Intermap, INCREMENT P, NRCan, Esri Japan, METI, Esri China (Hong Kong), Esri Korea, Esri (Thailand), NGCC, (c) OpenStreetMap contributors, and the GIS User Community

Number of Households Table

	0-30% HAMFI	>30-50% HAMFI	>50-80% HAMFI	>80-100% HAMFI	>100% HAMFI
Total Households	29,979	28,930	37,975	22,960	100,830
Small Family Households	11,164	12,165	18,835	11,675	53,545
Large Family Households	3,145	3,680	5,420	3,615	13,225
Household contains at least one person 62-74 years of age	5,560	5,935	7,350	4,214	17,744
Household contains at least one person age 75 or older	4,935	4,870	4,900	2,249	8,505
Households with one or more children 6 years old or younger	7,069	6,425	9,050	5,285	13,579

Table 5 - Total Households Table

Data 2011-2015 CHAS

Source:

Housing Needs Summary Tables

1. Housing Problems (Households with one of the listed needs)

	Renter					Owner				
	0-30% AMI	>30- 50% AMI	>50- 80% AMI	>80- 100% AMI	Total	0- 30% AMI	>30- 50% AMI	>50- 80% AMI	>80- 100% AMI	Total
NUMBER OF HOUSEHOLDS										
Substandard Housing - Lacking complete plumbing or kitchen facilities	355	310	175	74	914	114	80	100	35	329
Severely Overcrowded - With >1.51 people per room (and complete kitchen and plumbing)	815	450	360	280	1,905	100	170	340	115	725
Overcrowded - With 1.01-1.5 people per room (and none of the above problems)	750	1,320	965	315	3,350	295	375	790	309	1,769
Housing cost burden greater than 50% of income (and none of the above problems)	9,335	4,585	1,010	80	15,010	4,700	3,635	1,700	345	10,380

	Renter					Owner				
	0-30% AMI	>30- 50% AMI	>50- 80% AMI	>80- 100% AMI	Total	0- 30% AMI	>30- 50% AMI	>50- 80% AMI	>80- 100% AMI	Total
Housing cost burden greater than 30% of income (and none of the above problems)	2,940	5,620	8,600	1,865	19,025	1,590	2,740	4,875	2,650	11,855
Zero/negative Income (and none of the above problems)	2,154	0	0	0	2,154	955	0	0	0	955

Table 6 – Housing Problems Table

Data 2011-2015 CHAS

Source:

2. Housing Problems 2 (Households with one or more Severe Housing Problems: Lacks kitchen or complete plumbing, severe overcrowding, severe cost burden)

	Renter					Owner				
	0-30% AMI	>30- 50% AMI	>50- 80% AMI	>80- 100% AMI	Total	0- 30% AMI	>30- 50% AMI	>50- 80% AMI	>80- 100% AMI	Total
NUMBER OF HOUSEHOLDS										
Having 1 or more of four housing problems	11,255	6,665	2,505	749	21,174	5,210	4,260	2,925	805	13,200
Having none of four housing problems	7,070	9,755	16,315	8,350	41,490	3,335	8,255	16,230	13,045	40,865

	Renter					Owner				
	0-30% AMI	>30-50% AMI	>50-80% AMI	>80-100% AMI	Total	0-30% AMI	>30-50% AMI	>50-80% AMI	>80-100% AMI	Total
Household has negative income, but none of the other housing problems	2,154	0	0	0	2,154	955	0	0	0	955

Table 7 – Housing Problems 2

Data 2011-2015 CHAS

Source:

3. Cost Burden > 30%

	Renter				Owner			
	0-30% AMI	>30-50% AMI	>50-80% AMI	Total	0-30% AMI	>30-50% AMI	>50-80% AMI	Total
NUMBER OF HOUSEHOLDS								
Small Related	5,760	5,740	5,440	16,940	2,250	2,865	3,730	8,845
Large Related	1,645	1,735	1,115	4,495	640	1,000	1,115	2,755
Elderly	3,065	1,929	940	5,934	2,684	2,060	1,245	5,989
Other	3,355	2,355	2,600	8,310	1,070	780	765	2,615
Total need by income	13,825	11,759	10,095	35,679	6,644	6,705	6,855	20,204

Table 8 – Cost Burden > 30%

Data 2011-2015 CHAS

Source:

4. Cost Burden > 50%

	Renter				Owner			
	0-30% AMI	>30-50% AMI	>50-80% AMI	Total	0-30% AMI	>30-50% AMI	>50-80% AMI	Total
NUMBER OF HOUSEHOLDS								
Small Related	4,675	2,440	585	7,700	1,915	1,690	1,055	4,660
Large Related	1,215	565	10	1,790	500	535	105	1,140
Elderly	1,940	890	220	3,050	1,640	995	280	2,915
Other	2,650	1,100	215	3,965	945	525	280	1,750

	Renter				Owner			
	0-30% AMI	>30-50% AMI	>50-80% AMI	Total	0-30% AMI	>30-50% AMI	>50-80% AMI	Total
Total need by income	10,480	4,995	1,030	16,505	5,000	3,745	1,720	10,465

Table 9 – Cost Burden > 50%

Data 2011-2015 CHAS

Source:

5. Crowding (More than one person per room)

	Renter					Owner				
	0-30% AMI	>30-50% AMI	>50-80% AMI	>80-100% AMI	Total	0-30% AMI	>30-50% AMI	>50-80% AMI	>80-100% AMI	Total
NUMBER OF HOUSEHOLDS										
Single family households	1,425	1,505	1,040	520	4,490	260	385	670	214	1,529
Multiple, unrelated family households	110	315	255	75	755	125	175	470	210	980
Other, non-family households	50	4	45	0	99	4	0	4	0	8
Total need by income	1,585	1,824	1,340	595	5,344	389	560	1,144	424	2,517

Table 10 – Crowding Information – 1/2

Data 2011-2015 CHAS

Source:

	Renter				Owner			
	0-30% AMI	>30-50% AMI	>50-80% AMI	Total	0-30% AMI	>30-50% AMI	>50-80% AMI	Total
Households with Children Present								

Table 11 – Crowding Information – 2/2

Describe the number and type of single person households in need of housing assistance.

In reviewing the need for housing assistance by single person households, approximately three-quarters of those requiring housing assistance are single person households. The extremely low income (0-30%AMI) single person renter households represent 18.1% of those requiring assistance, with the extremely low income and low income (>30-50% AMI) single person renter households representing 37% of the total.

Estimate the number and type of families in need of housing assistance who are disabled or victims of domestic violence, dating violence, sexual assault and stalking.

According to the 2017 American Community Survey Demographic and Housing Estimates , the total population for the County of El Paso was estimated at 834,825. Under the same time frame, the “People with Disabilities: A Texas Profile” report released by the Office of the Texas Governor stated that 102,232 individuals had disabilities which may affect their ability to earn a living wage or above, remain independent, or move into the housing they need. From the stated disabled population, approximately 56,021 had ambulatory disabilities, 20,089 had self-care disabilities, and 39,439 had independent living disabilities.

The Housing Authority of the City of El Paso serves 40,000 El Pasoans and is the largest public housing provider in the State of Texas. Its Annual Plan for Fiscal Year 2019 identifies that 199 families with disabilities within the authority’s jurisdiction had a need for housing. In addition, there was a total of 309 families in the waiting list for Section 8 - Housing Choice Vouchers.

Reports from the El Paso-based Center Against Sexual & Family Violence (CASFV) substantiated that dating violence, sexual assault, and stalking contribute to homelessness in the same way that domestic violence does. When looking at homelessness and its characteristics at a national level, statistics reported by the Family & Youth Services Bureau in 2016 stated that 38% of domestic violence victims become homeless at some point during their lives. Recent data revealed that CASFV provided emergency shelter to 916 individuals and provided assistance to 2,893 individuals in their Family Resource Center. Furthermore, several other non-profit agencies such as La Posada Home, YWCA El Paso Del Norte and Villa Maria, Inc. specifically provide transitional housing to women without children, many of them being survivors of domestic, sexual, and other types of violence. CASFV is the center of a network of agencies in the El Paso and West Texas region that work together to provide assistance and safe shelter and housing to families in need of housing assistance at a most critical time in their lives.

What are the most common housing problems?

HUD provides data for three major housing problems noted in Table 7 entitled Housing Problems Table, which are: (1) substandard housing; (2) overcrowding; and (3) housing cost burden. It is important to note that the substandard housing problem has two individual components, which are the lack of complete plumbing and the lack of kitchen facilities. The most significant housing problem in El Paso is the housing cost burden, with over 55,000 low to moderate income households paying more than 30% of their income for housing. In addition, approximately 64% of these households are renters. Based on data provided by HUD, approximately 7,750 of the total household stock are overcrowded and 1,240

households live in substandard conditions. The need for affordable housing and rental assistance is discussed further in additional sections of this document.

As we look at the age of El Paso's housing stock, the physical condition of the housing units – both rental and owner-occupied – are of great concern. Owner-occupied housing units built before 1980 are 64,480 (or 49%) and rental housing units represent 48,477 (or 54%) of the City's housing stock. Housing units built before 1978 are more likely to contain lead-based paint and are more likely in need of major repairs. However, these houses are occupied by families who are least likely to afford the needed repairs. The first health and safety concern for housing condition is the presence of lead-based paint. Secondly, the Housing Problems Table #7 shows that 1,243 households lack complete plumbing or kitchen facilities. This affects 914 renters and 329 owners. In addition, severe overcrowding is experienced by 2,630 households, which is comprised of 1,905 renters and 725 owners. By definition, severe overcrowding is experienced in a household with more than 1.51 people per bedroom.

Are any populations/household types more affected than others by these problems?

Very low income households (30-50% AMI) and extremely low income households (0-30% AMI) experience a severe cost burden as they represent 89.8% of the households whose housing cost is more than 50% of their income.

Describe the characteristics and needs of Low-income individuals and families with children (especially extremely low-income) who are currently housed but are at imminent risk of either residing in shelters or becoming unsheltered 91.205(c)/91.305(c)). Also discuss the needs of formerly homeless families and individuals who are receiving rapid re-housing assistance and are nearing the termination of that assistance

Not surprisingly, extremely low income households are the most severely cost burdened households in El Paso. When those households are families with children, the need for support is greatest. Extremely low income families with children are particularly at-risk of homelessness as their housing cost burden already forces them to make difficult decisions in terms of basic needs. These households are less likely to have access to childcare and medical services, and are often a single unexpected event away from becoming homeless.

When these families do become homeless, it is critically important to rapidly rehouse them and provide support services and case management to ensure long-term housing stabilization.

If a jurisdiction provides estimates of the at-risk population(s), it should also include a description of the operational definition of the at-risk group and the methodology used to generate the estimates:

An individual or family is defined as being at-risk of homelessness when meeting the following criteria:

1. Has an annual income below 30 percent of median family income for the area, as determined by HUD; AND

2. Does not have sufficient resources or support networks, *e.g.*, family, friends, faith-based or other social networks, immediately available to prevent them from moving to an emergency shelter or another place; AND
3. Meets one of the following conditions:
 - Has moved because of economic reasons two or more times during the 60 days immediately preceding the application for homelessness prevention assistance
 - Is living in the home of another because of economic hardship
 - Has been notified in writing that their right to occupy their current housing or living situation will be terminated within 21 days after the date of application for assistance
 - Lives in a hotel or motel and the cost of the hotel or motel stay is not paid by charitable organizations or by Federal, State, or local government programs for low-income individuals
 - Lives in a single-room occupancy or efficiency apartment unit in which there reside more than two persons or lives in a larger housing unit in which there reside more than 1.5 persons reside per room, as defined by the U.S. Census Bureau
 - Is exiting a publicly funded institution, or system of care (such as a health-care facility, a mental health facility, foster care or other youth facility, or correction program or institution)
 - Otherwise lives in housing that has characteristics associated with instability and an increased risk of homelessness, as identified in the recipient's approved consolidated plan
4. A child or youth who does not qualify as “homeless” under this section, but qualifies as “homeless” under section 387(3) of the Runaway and Homeless Youth Act (42 U.S.C. 5732a(3)), section 637(11) of the Head Start Act (42 U.S.C. 9832(11)), section 41403(6) of the Violence Against Women Act of 1994 (42 U.S.C. 14043e-2(6)), section 330(h)(5)(A) of the Public Health Service Act (42 U.S.C. 254b(h)(5)(A)), section 3(m) of the Food and Nutrition Act of 2008 (7 U.S.C. 2012(m)), or section 17(b)(15) of the Child Nutrition Act of 1966 (42 U.S.C. 1786(b)(15)) or
5. A child or youth who does not qualify as “homeless” under this section, but qualifies as “homeless” under section 725(2) of the McKinney-Vento Homeless Assistance Act (42 U.S.C. 11434a(2)), and the parent(s) or guardian(s) of that child or youth if living with her or him.

In El Paso, at least 57.4% of households who spend 50% of their income or more on housing are extremely low income (0-30% AMI). This puts them in a precarious position and at-risk of becoming homeless should life circumstances change.

Specify particular housing characteristics that have been linked with instability and an increased risk of homelessness

Instability and an increased risk of homelessness are linked to a lack of resources; low paying jobs, generational cycles of poverty and homelessness, lack of affordable housing, lack of adequate income, lack of affordable childcare, lack of education or job training, lack of communication skills and language proficiency, family dysfunction, unemployment, alcohol and substance abuse problems, mental and physical disabilities, frequent moving; living double up; imminent eviction; living in a hotel/motel; living in severely overcrowded housing; exiting an institution (jail or mental health facility) or foster care system; deteriorated housing; domestic violence; death of a family member; abandonment; no child support; medical expenses or other unexpected emergency costs. These may all contribute to a household's instability and increased risk of homelessness.

Discussion

For the purposes of this Consolidated Plan and Action Plan, the following definitions will be used by the City of El Paso for residential housing. "Standard condition" is defined as housing that is in accordance with the 42 International Residential Code, meets the Minimum Acceptable Standards as established by the City's Housing Programs and applicable federal standards for housing. "Substandard condition, but suitable for rehabilitation" is defined as a housing unit that is not in compliance with the above standards due to outdated building systems, but is functioning as intended, does not endanger health and safety of the occupants nor the public, and can be renovated to meet all federal and local codes and standards at a reasonable cost. "Reasonable cost" is defined as costs that do not exceed the City's limit for rehabilitation assistance (currently \$65,000, but subject to future change), or if the renovation investment would cause the total costs plus existing liens to exceed the HUD established guidelines of 95% of the average median purchase price for the area. The current \$65,000 renovation investment limit does not include accessibility work, lead abatement or historic renovations.

NA-15 Disproportionately Greater Need: Housing Problems – 91.205 (b)(2)

Assess the need of any racial or ethnic group that has disproportionately greater need in comparison to the needs of that category of need as a whole.

Introduction

As defined in 91.205(b)(2), disproportionately greater need exists when the percentage of persons in a category of need who are members of a particular racial or ethnic group in a category of need is at least 10 percentage points higher than the percentage of persons in the category as a whole.

Severe housing problems exist when there is the incidence of at least one of the following four housing problems: (1) lack of complete kitchen facilities; (2) lack of complete plumbing; (3) overcrowded households (more than 1.5 persons per room, not including bathrooms, porches, foyers, halls, or half-rooms); and (4) cost burden greater than 50% of a households income.

0%-30% of Area Median Income

Housing Problems	Has one or more of four housing problems	Has none of the four housing problems	Household has no/negative income, but none of the other housing problems
Jurisdiction as a whole	21,000	5,880	3,109
White	1,920	250	415
Black / African American	520	145	29
Asian	190	10	74
American Indian, Alaska Native	155	14	0
Pacific Islander	15	0	0
Hispanic	18,020	5,435	2,575

Table 12 - Disproportionally Greater Need 0 - 30% AMI

Data 2011-2015 CHAS

Source:

*The four housing problems are:

1. Lacks complete kitchen facilities, 2. Lacks complete plumbing facilities, 3. More than one person per room, 4. Cost Burden greater than 30%

30%-50% of Area Median Income

Housing Problems	Has one or more of four housing problems	Has none of the four housing problems	Household has no/negative income, but none of the other housing problems
Jurisdiction as a whole	19,295	9,645	0

Housing Problems	Has one or more of four housing problems	Has none of the four housing problems	Household has no/negative income, but none of the other housing problems
White	1,775	755	0
Black / African American	660	120	0
Asian	84	25	0
American Indian, Alaska Native	40	39	0
Pacific Islander	10	0	0
Hispanic	16,610	8,700	0

Table 13 - Disproportionally Greater Need 30 - 50% AMI

Data 2011-2015 CHAS

Source:

*The four housing problems are:

1. Lacks complete kitchen facilities, 2. Lacks complete plumbing facilities, 3. More than one person per room, 4. Cost Burden greater than 30%

50%-80% of Area Median Income

Housing Problems	Has one or more of four housing problems	Has none of the four housing problems	Household has no/negative income, but none of the other housing problems
Jurisdiction as a whole	18,915	19,070	0
White	3,049	2,545	0
Black / African American	1,200	210	0
Asian	255	154	0
American Indian, Alaska Native	105	19	0
Pacific Islander	0	65	0
Hispanic	14,095	16,035	0

Table 14 - Disproportionally Greater Need 50 - 80% AMI

Data 2011-2015 CHAS

Source:

*The four housing problems are:

1. Lacks complete kitchen facilities, 2. Lacks complete plumbing facilities, 3. More than one person per room, 4. Cost Burden greater than 30%

80%-100% of Area Median Income

Housing Problems	Has one or more of four housing problems	Has none of the four housing problems	Household has no/negative income, but none of the other housing problems
Jurisdiction as a whole	6,075	16,889	0
White	1,360	2,955	0
Black / African American	314	625	0
Asian	115	180	0
American Indian, Alaska Native	70	39	0
Pacific Islander	45	15	0
Hispanic	4,140	12,954	0

Table 15 - Disproportionally Greater Need 80 - 100% AMI

Data 2011-2015 CHAS

Source:

*The four housing problems are:

1. Lacks complete kitchen facilities, 2. Lacks complete plumbing facilities, 3. More than one person per room, 4. Cost Burden greater than 30%

Discussion

There are 65,285 households of the 265,724 households in the City of El Paso (as noted in the 2018: ACS 5-Year Estimates), or 24.6% with one or more of the four housing problems. Of that total, 21,000 have an extremely low income (0% - 30% AMI); 19,295 are low income households (30% - 50% AMI); and 18,915 are moderate income households (50% - 80% AMI). There are 6,075 households who have one of the four housing problems that earn above 80% Area Median Income. An analysis of the ethnic groups shows that Hispanics have the highest number of households with problems, followed by White households and Black/African American households. Furthermore, it is important to note that the American Indian/ Alaska Native, Asian, and Pacific Islander ethnic groups only represent a minor percentage of the overall population compared to other ethnicities present within the county.

In the 0% - 30% AMI income category, overall 70.03% of all households are impacted, compared to Hispanics at 69.23%; Whites at 74.27%; Black/African Americans at 74.93%; American Indians/Alaska Natives at 91.72%; Asian at 69.34%; and Pacific Islander at 100%. In this income category, American Indians/Alaska Natives and Pacific Islanders are disproportionately affected.

In the 30% - 50% AMI income category, overall 66.67% of the households are impacted, compared to Hispanics at 65.63%; Whites at 70.16%; Black/African Americans at 84.62%; Asian at 77.06%; American Indians/ Alaska Natives at 50.63%; and Pacific Islanders at 100%. In this income category, Black/African Americans, Asian, and Pacific Islanders are disproportionately affected by housing problems.

In the 50% - 80% AMI income category, overall 49.80% of all households are impacted, compared to Hispanics at 46.78%; Whites at 54.50%; Black/African Americans at 85.11%; Asian at 62.35%; American Indian/Alaska Native at 84.68%; and Pacific Islanders at 0%. In this income classification, Black/African Americans, Asian, and American Indian/Alaska Natives are disproportionately affected by housing problems..

Of the households earning above 80% AMI, overall 26.45% of all households are impacted, compared to Hispanics at 24.22%; Whites at 31.52%; Black/African Americans at 33.44%; Asian at 38.98%; American Indian/Alaska Natives at 64.22%; and Pacific Islanders at 75%. In this income category, American Indian/Alaska Natives and Pacific Islanders are disproportionately impacted by housing issues.

NA-20 Disproportionately Greater Need: Severe Housing Problems – 91.205 (b)(2)

Assess the need of any racial or ethnic group that has disproportionately greater need in comparison to the needs of that category of need as a whole.

Introduction

As defined in 91.205(b)(2), disproportionately greater need exists when the percentage of persons in a category of need who are members of a particular racial or ethnic group in a category of need is at least 10 percentage points higher than the percentage of persons in the category as a whole.

Severe housing problems exist when there is the incidence of at least one of the following four housing problems: (1) lack of complete kitchen facilities; (2) lack of complete plumbing; (3) overcrowded households (more than 1.5 persons per room, not including bathrooms, porches, foyers, halls, or half-rooms); and (4) cost burden greater than 50% of a households income.

0%-30% of Area Median Income

Severe Housing Problems*	Has one or more of four housing problems	Has none of the four housing problems	Household has no/negative income, but none of the other housing problems
Jurisdiction as a whole	16,465	10,405	3,109
White	1,765	400	415
Black / African American	480	185	29
Asian	185	15	74
American Indian, Alaska Native	90	75	0
Pacific Islander	15	0	0
Hispanic	13,755	9,695	2,575

Table 16 – Severe Housing Problems 0 - 30% AMI

Data 2011-2015 CHAS

Source:

*The four severe housing problems are:

1. Lacks complete kitchen facilities, 2. Lacks complete plumbing facilities, 3. More than 1.5 persons per room, 4. Cost Burden over 50%

30%-50% of Area Median Income

Severe Housing Problems*	Has one or more of four housing problems	Has none of the four housing problems	Household has no/negative income, but none of the other housing problems
Jurisdiction as a whole	10,925	18,010	0

Severe Housing Problems*	Has one or more of four housing problems	Has none of the four housing problems	Household has no/negative income, but none of the other housing problems
White	915	1,605	0
Black / African American	410	370	0
Asian	44	65	0
American Indian, Alaska Native	30	44	0
Pacific Islander	10	0	0
Hispanic	9,430	15,880	0

Table 17 – Severe Housing Problems 30 - 50% AMI

Data 2011-2015 CHAS

Source:

*The four severe housing problems are:

1. Lacks complete kitchen facilities, 2. Lacks complete plumbing facilities, 3. More than 1.5 persons per room, 4. Cost Burden over 50%

50%-80% of Area Median Income

Severe Housing Problems*	Has one or more of four housing problems	Has none of the four housing problems	Household has no/negative income, but none of the other housing problems
Jurisdiction as a whole	5,430	32,545	0
White	780	4,814	0
Black / African American	395	1,005	0
Asian	95	314	0
American Indian, Alaska Native	50	70	0
Pacific Islander	0	65	0
Hispanic	4,045	26,090	0

Table 18 – Severe Housing Problems 50 - 80% AMI

Data 2011-2015 CHAS

Source:

*The four severe housing problems are:

1. Lacks complete kitchen facilities, 2. Lacks complete plumbing facilities, 3. More than 1.5 persons per room, 4. Cost Burden over 50%

80%-100% of Area Median Income

Severe Housing Problems*	Has one or more of four housing problems	Has none of the four housing problems	Household has no/negative income, but none of the other housing problems
Jurisdiction as a whole	1,554	21,395	0
White	248	4,065	0
Black / African American	105	830	0
Asian	55	240	0
American Indian, Alaska Native	0	114	0
Pacific Islander	0	60	0
Hispanic	1,150	15,949	0

Table 19 – Severe Housing Problems 80 - 100% AMI

Data 2011-2015 CHAS

Source:

*The four severe housing problems are:

1. Lacks complete kitchen facilities, 2. Lacks complete plumbing facilities, 3. More than 1.5 persons per room, 4. Cost Burden over 50%

Discussion

Income level is strongly correlated with extent of housing problems experienced by El Paso residents. There are 34,374 households of the 245,993 households in the City of El Paso (as noted in the 2013-2017 American Community Survey 5-Year Estimates), or 13.97% that experience severe housing problems. Of that total, 16,465 have an extremely low income (0%-30% HAMFI); 10,925 are low income households (earning between 30%-50% HAMFI per year); and 5,430 are moderate income households (earning between 50%-80% HAMFI). There are 1,554 households that experience severe housing problems that are in the 80% - 100% HAMFI income range.

Hispanics make up the majority of the households with severe housing problems (with 28,380), followed by Whites (with 3,780), then Black/African Americans (with 1,390), Asian (with 379), American Indian/Alaska Native (with 170), and Pacific Islander (with 25). These figures are consistent with the overall racial and ethnic makeup of the City of El Paso.

In the 0%-30% HAMFI income category, overall 54.92% of the households experience severe housing problems compared to 52.85% of Hispanics; 68.41% of Whites; 69.16% of Black/African Americans; 54.54% American Indian/Alaska Natives; 67.52% Asian and 100% in the category of Pacific Islander. In this income category, White's, American Indian/Alaska Natives and Asian populations are disproportionately affected. Although the absolute numbers for American Indian/Alaska Native and Asian population are very low.

In the 30%-50% category, overall 37.76% of the households experience severe housing problems, compared to 37.26% of Hispanics; 36.31% of Whites; 52.56% of Black/African Americans; 40.54% American Indian/ Alaskan Native; 40.37% Asian and 100% in the Pacific Islander ethnic group. In this income category, the American Indian/Alaska Natives and Asian ethnic groups are disproportionately affected, although the absolute numbers represent a very small population.

In the 50%-80% income category, overall 14.30% households experience severe housing problems, compared to 13.42% of Hispanics; 13.94% of Whites; 28.21% of Black/African Americans; 23.23% of Asian; and 0% for the American Indian/ Alaska Native and Pacific Islander. There are no ethnic groups that are disproportionately affected.

Finally, in the 80%-100% HAMFI income category, overall 6.78% of the households experience severe housing problems, compared to 6.72% of Hispanics; 5.75% of Whites; 11.23% of Black/African Americans; 18.64% of Asian; and 0% for American Indian/Alaska Natives and Pacific Islanders. The Asian ethnic group is the only group that appears to be disproportionately affected; however, the overall population is very small.

NA-25 Disproportionately Greater Need: Housing Cost Burdens – 91.205 (b)(2)

Assess the need of any racial or ethnic group that has disproportionately greater need in comparison to the needs of that category of need as a whole.

Introduction:

As defined in 91.205(b)(2), disproportionately greater need exists when the percentage of persons in a category of need who are members of a particular racial or ethnic group in a category of need is at least 10 percentage points higher than the percentage of persons in the category as a whole. The table below displays disproportionately greater needs related to housing cost burden.

Housing Cost Burden

Housing Cost Burden	<=30%	30-50%	>50%	No / negative income (not computed)
Jurisdiction as a whole	150,794	38,650	27,965	3,259
White	32,675	6,120	3,640	415
Black / African American	5,515	1,520	1,160	29
Asian	1,809	390	379	74
American Indian, Alaska Native	375	250	110	0
Pacific Islander	220	45	15	0
Hispanic	108,895	30,090	22,365	2,725

Table 20 – Greater Need: Housing Cost Burdens AMI

Data 2011-2015 CHAS

Source:

Housing Cost Burden	<=30%	30-50%	>50%	No / negative income (not computed)
White	21.66%	15.83%	13.02%	12.73%
Black / African American	3.66%	3.93%	4.15%	0.89%
Asian	1.20%	1.00%	1.35%	2.27%
American Indian, Alaska Native	0.25%	0.65%	0.39%	0.00%
Pacific Islander	0.14%	0.12%	0.05%	0.00%
Hispanic	72.21%	77.85%	79.97%	83.61%

Total	100%	100%	100%	100%
--------------	------	------	------	------

Discussion:

In the City of El Paso, approximately two-thirds of all households (68.33%) spend less than 30% of their income on housing costs. Among this group, Pacific Islanders and American Indian, Alaska Natives are disproportionately under-represented as there are less than one percent of the total jurisdiction in each racial or ethnic group.

A little less than eighteen percent of all households (17.51%) spend between 30% and 50% of their income on housing.

Finally, 14.60% of all households in the City spend more than 50% of their income on housing.

Across all income categories, no ethnic group is disproportionately affected because the percentage of persons in a category of need who are members of a particular racial or ethnic group in a category of need, is not at least 10 percentage points higher than the percentage of persons in the category as a whole.

NA-30 Disproportionately Greater Need: Discussion – 91.205(b)(2)

Are there any income categories in which a racial or ethnic group has disproportionately greater need than the needs of that income category as a whole?U

.

If they have needs not identified above, what are those needs?

Besides the need for an increase in income and housing affordability, no other needs are able to be determined from CHAS data. However, the American Community Survey provides important data that can help identify additional needs in the community. According to the 2018: ACS 5-Year Estimates, the total unemployed individuals in El Paso were 24,709 or 3.9%, just below the 2018 national unemployment rate. The median household income in the county for 2018 was \$59,570, about \$3,600 less than the national median household income. It is also notable that 168,273 individuals or 20.7% of the overall population did not have health insurance in 2018. Approximately 114,276 El Pasoans over the age of 25 do not have a high school diploma, with 69,362 individuals having less than a 9th grade education.

The data provided by the American Community Survey suggests that there are many ongoing needs in the City of El Paso. It is deducible that there is a need for adult education services, an increase in fair wage jobs, and an expansion of affordable health and mental care.

Are any of those racial or ethnic groups located in specific areas or neighborhoods in your community?

This information is not easily identifiable from the CHAS data provided.

NA-35 Public Housing – 91.205(b)

Introduction

The Housing Authority of the City of El Paso (HACEP) is the local public housing organization that has become the largest public housing agency in the State of Texas and the 14th largest in the nation. It has provided services and aid to 40,000 individuals from the El Paso area, earning them “High Performer” status annually since 2003 by the U.S. Department of Housing and Urban Development.

HACEP runs and operates 6,500 housing units, 5,600 Housing Choice Vouchers, and 1,300 tax credit and non-subsidized units. The agency also provides 204 HUD-VASH Vouchers and 15 Shelter Plus Care units to prevent and end veteran homelessness. It also provides 22 Shelter Plus Care units for chronically homeless individuals who are disabled.

Furthermore, HACEP sponsors a variety of programs that promote financial sustainability and literacy. The HCV Homeownership Program has helped 150 families become homeowners and expand their opportunities. HACEP also offers the Family Self-Sufficiency Program which helps participants expand their assets, keep employment, increase earnings, and accomplish personal goals.

Totals in Use

	Program Type								
	Certificate	Mod-Rehab	Public Housing	Vouchers					
				Total	Project - based	Tenant - based	Special Purpose Voucher		
							Veterans Affairs Supportive Housing	Family Unification Program	Disabled *
# of units vouchers in use	0	0	5,687	5,110	35	4,893	64	0	56

Table 21 - Public Housing by Program Type

***includes Non-Elderly Disabled, Mainstream One-Year, Mainstream Five-year, and Nursing Home Transition**

Data Source: PIC (PIH Information Center)

Characteristics of Residents

	Program Type							
	Certificate	Mod-Rehab	Public Housing	Vouchers				
				Total	Project - based	Tenant - based	Special Purpose Voucher	
							Veterans Affairs Supportive Housing	Family Unification Program
Average Annual Income	0	0	9,692	9,782	5,564	9,675	9,215	0
Average length of stay	0	0	8	6	1	6	0	0
Average Household size	0	0	2	2	1	2	1	0
# Homeless at admission	0	0	2	39	7	3	29	0
# of Elderly Program Participants (>62)	0	0	1,559	1,230	2	1,194	8	0
# of Disabled Families	0	0	664	760	13	684	13	0
# of Families requesting accessibility features	0	0	5,687	5,110	35	4,893	64	0
# of HIV/AIDS program participants	0	0	0	0	0	0	0	0
# of DV victims	0	0	0	0	0	0	0	0

Table 22 – Characteristics of Public Housing Residents by Program Type

Data Source: PIC (PIH Information Center)

Race of Residents

Race	Certificate	Mod-Rehab	Public Housing	Program Type					
				Vouchers			Special Purpose Voucher		
				Total	Project - based	Tenant - based	Veterans Affairs Supportive Housing	Family Unification Program	Disabled *
White	0	0	5,629	4,949	31	4,755	48	0	54
Black/African American	0	0	48	144	3	123	16	0	1
Asian	0	0	4	4	0	4	0	0	0
American Indian/Alaska Native	0	0	5	12	1	10	0	0	1
Pacific Islander	0	0	1	1	0	1	0	0	0
Other	0	0	0	0	0	0	0	0	0
*includes Non-Elderly Disabled, Mainstream One-Year, Mainstream Five-year, and Nursing Home Transition									

Table 23 – Race of Public Housing Residents by Program Type

Data Source: PIC (PIH Information Center)

Ethnicity of Residents

Ethnicity	Certificate	Mod-Rehab	Public Housing	Program Type					
				Vouchers			Special Purpose Voucher		
				Total	Project - based	Tenant - based	Veterans Affairs Supportive Housing	Family Unification Program	Disabled *
Hispanic	0	0	5,583	4,828	14	4,676	30	0	48
Not Hispanic	0	0	104	282	21	217	34	0	8

***includes Non-Elderly Disabled, Mainstream One-Year, Mainstream Five-year, and Nursing Home Transition**

Table 24 – Ethnicity of Public Housing Residents by Program Type

Data Source: PIC (PIH Information Center)

Section 504 Needs Assessment: Describe the needs of public housing tenants and applicants on the waiting list for accessible units:

According to Housing Authority of the City of El Paso (HACEP), most Public Housing/Project-Based Rental Assistance tenants on the Disability Transfer Wait List require single-level units. This is reflected on the average 15-20 percent of tenants on the Disability Transfer Waiting Lists who require an ADA-compliant accessible unit, while the remaining 75-80 percent require a single-level unit. Due to the decentralization of all program waiting lists as part of the conversion from Public Housing to Project Based Rental Assistance under the Rental Assistance Demonstration Program, HACEP is no longer monitoring families with disabilities on the waiting lists but is instead processing families who require any disability-related accommodation during the eligibility process. Out of the 4,137 families on the Section 8 – Housing Choice Voucher Waiting List, 804 are families with disabilities.

Most immediate needs of residents of Public Housing and Housing Choice voucher holders

The most immediate need of Project-Based Rental Assistance/Public Housing residents and Housing Choice Voucher holders is housing stability which is provided by HACEP through equal opportunity access to safe, decent and affordable housing. Once stability is achieved, HACEP promotes a transitional housing environment that is designed to help families achieve economic independence by offering self-sufficiency programs, resident business ventures, resident employment, and homeownership opportunities. Self-sufficiency programs can include access to vocational/job training, literacy and social skills, high school education or GED, college education, day care services, transportation access, and job search assistance in order to eventually gain higher wage employment.

Over the years, the HACEP wait list for Project-Based Rental Assistance/Public Housing and Housing Choice Vouchers have demonstrated a steady demand and need for housing stability and assistance. Recent reports from HACEP indicated that Project-Based Rental Assistance/Public Housing average occupancy rate for the 2019-2020 program year was approximately 96%.

How do these needs compare to the housing needs of the population at large

It is estimated that the needs of individuals and families on the Project-Based Rental Assistance and housing voucher waiting lists are like the needs of the very-low-income population at large: childcare, stable employment, job training and education. The lower the income bracket to which an individual or family belongs, the greater the need for assistance.

Discussion

The aforementioned needs of HACEP residents and voucher holders and those on the wait lists are similar to the housing needs of the economically challenged strata of the El Paso population, certainly when you compare with segments such as those families living at or below poverty or between 30% and 50% and 50% and 80% of the median family income. Housing stability and opportunities for self- improvement, employment, education, job training, and other services that lead to self- sufficiency are essential.

NA-40 Homeless Needs Assessment – 91.205(c)

Introduction:

Population	Estimate the # of persons experiencing homelessness on a given night		Estimate the # experiencing homelessness each year	Estimate the # becoming homeless each year	Estimate the # exiting homelessness each year	Estimate the # of days persons experience homelessness
	Sheltered	Unsheltered				
Persons in Households with Adult(s) and Child(ren)	282	0	1,157	290	274	53
Persons in Households with Only Children	0	0	269	217	119	21
Person in Households with Only Adults	344	183	2,315	931	494	56
Chronically Homeless Individuals	74	37	229	21	112	65
Chronically Homeless Families	3	0	17	19	12	64

Veterans	53	14	279	214	262	60
Unaccompanied Child	42	7	458	269	236	21
Persons with HIV	4	2	41	3	21	51

If data is not available for the categories "number of persons becoming and exiting homelessness each year," and "number of days that persons experience homelessness," describe these categories for each homeless population type (including chronically homeless individuals and families, families with children, veterans and their families, and unaccompanied youth):

Population	Est. the # of persons experiencing homelessness on a given night (PIT)		Est. the # experiencing homelessness each yr.	Est. the # of persons becoming homeless each yr.	Est. the # of persons who EXIT homelessness each year	Est. the # of days persons experience homelessness
	Sheltered	Unsheltered				
<i>Persons in households with adults & Children</i>	282	0	1,157	290	274	53

<i>Persons in households with only children</i>	0	0	269	217	119	21
<i>Persons in households with only adults</i>	344	183	2,315	931	494	56
<i>Chronically homeless Individuals</i>	74	37	229	21	112	65
<i>Chronically Homeless Families</i>	3	0	17	19	12	64
<i>Veterans</i>	53	14	279	214	262	60
<i>Unaccompanied Child</i>	42	7	458	269	236	21
<i>Persons with HIV</i>	4	2	41	3	21	51

Source: PIT

Nature and Extent of Homelessness: (Optional)

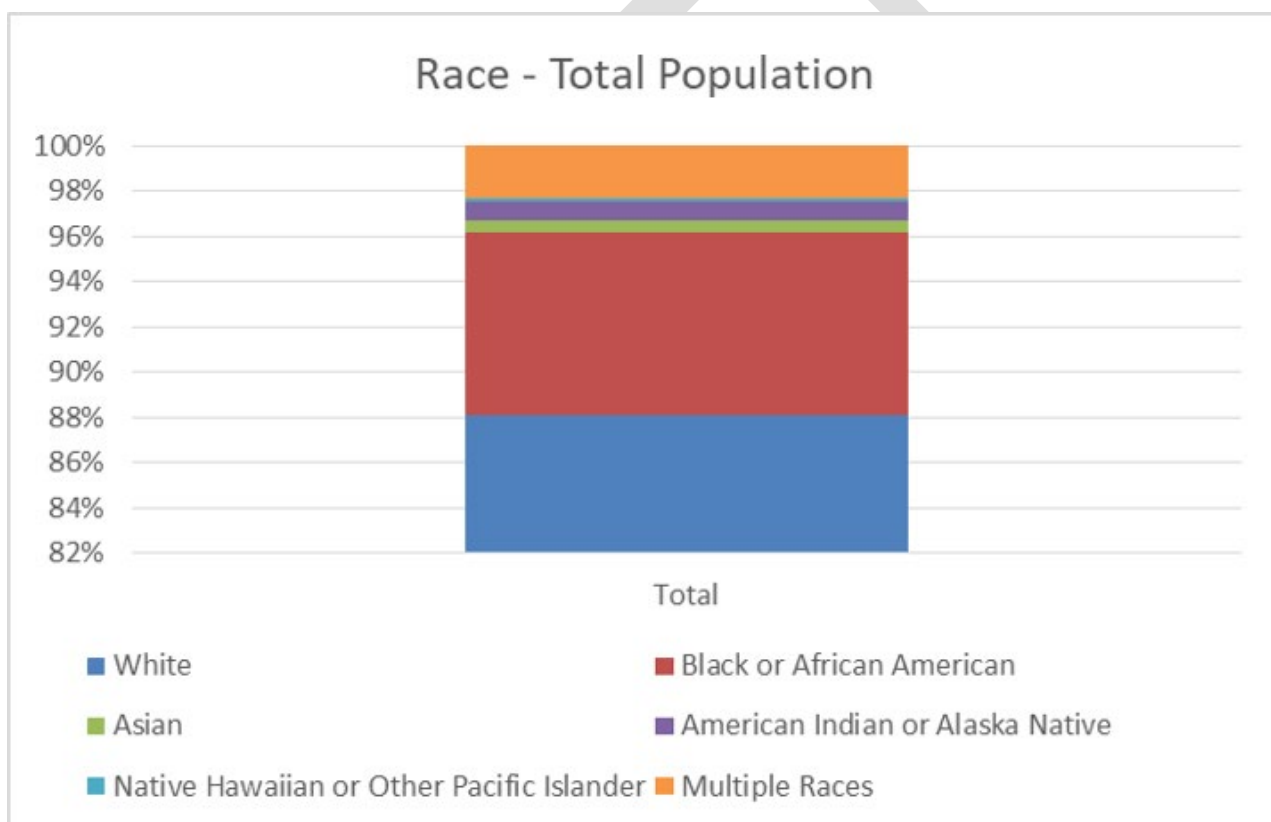
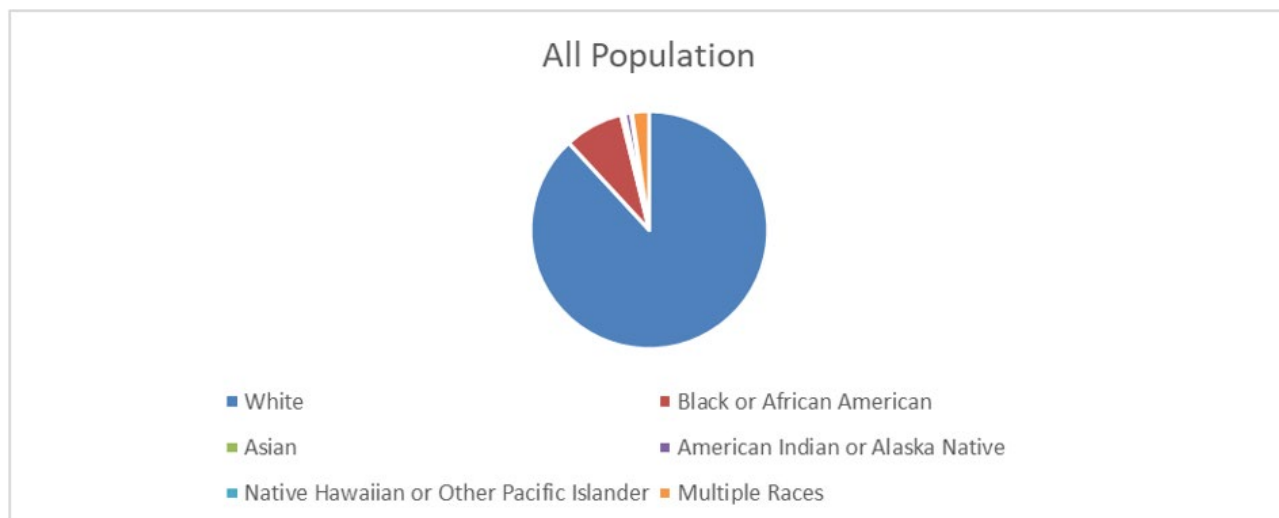
Race	Sheltered	Unsheltered (optional)
White	547	166
Black or African American	55	10
Asian	3	1
American Indian or Alaska	5	2
Native Hawaiian or Pacific Islander	1	0
Pacific Islander	15	4
Ethnicity	Sheltered	Unsheltered (optional)
Hispanic	451	119
Non-Hispanic	175	64

Estimate the number and type of families in need of housing assistance for families with children and the families of veterans.

The 2019 PIT showed a total of 809 persons experiencing homelessness. This includes 626 persons staying in emergency shelters and transitional housing, of which 282 were persons in families and 344 were individuals. Another 183 individuals were counted as unsheltered. Not included in the count were persons who have been evicted or forced to leave home, but who wind up doubling up with friends or relatives or in a motel, as HUD does not consider these persons to be “literally homeless”. Based on this information we are estimating that between 21% and 26% of families (includes veterans and their families) who have become homeless will need some type of housing assistance. Families with a veteran head of household is a very small percentage of our overall population.

Describe the Nature and Extent of Homelessness by Racial and Ethnic Group.

The nature and extent of homelessness by racial and ethnicity group is very similar for those residing in shelters, including both emergency shelters and transitional living centers. The majority of our community’s homeless are White, with Black or African-American reported as the second largest group followed by multiple races. The charts below describe the breakdown of race among the entire homeless population to include families and individuals.



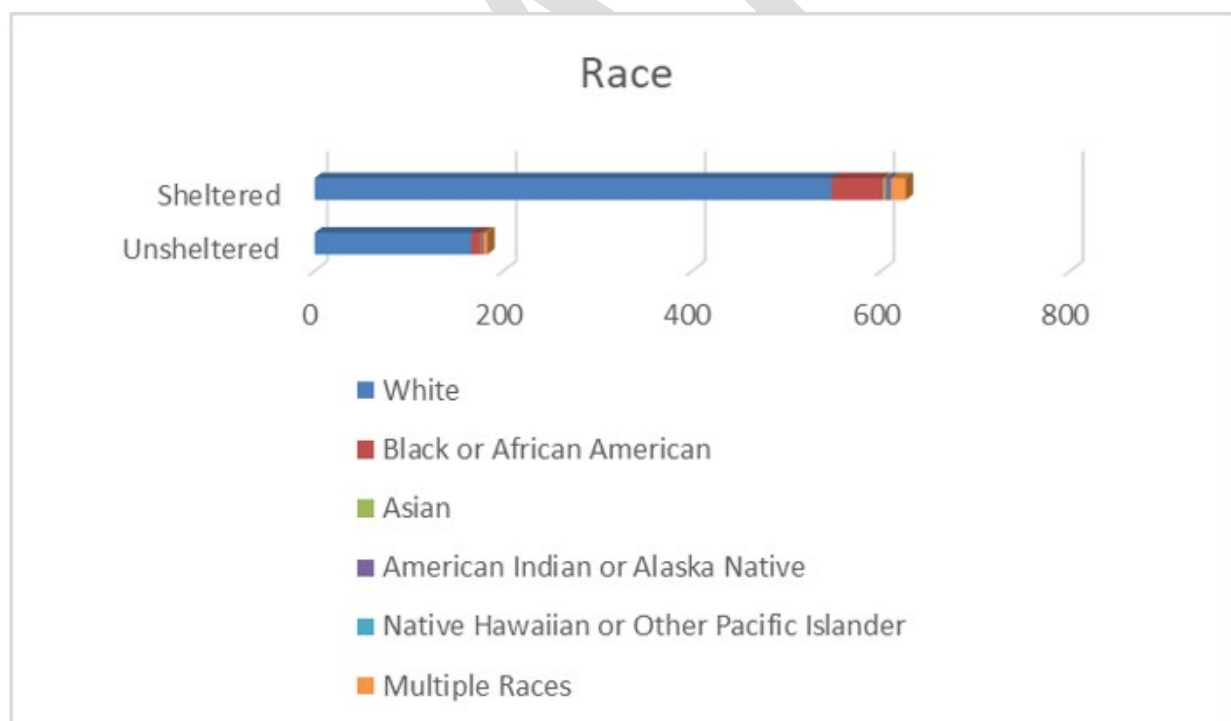
Most minority groups in the United States experience homelessness at higher rates than White, and therefore make up a disproportionate share of the homeless population. As illustrated in the above charts, our community reflects differently. Over 88% of our homeless population is White. Other comparisons are as follows:

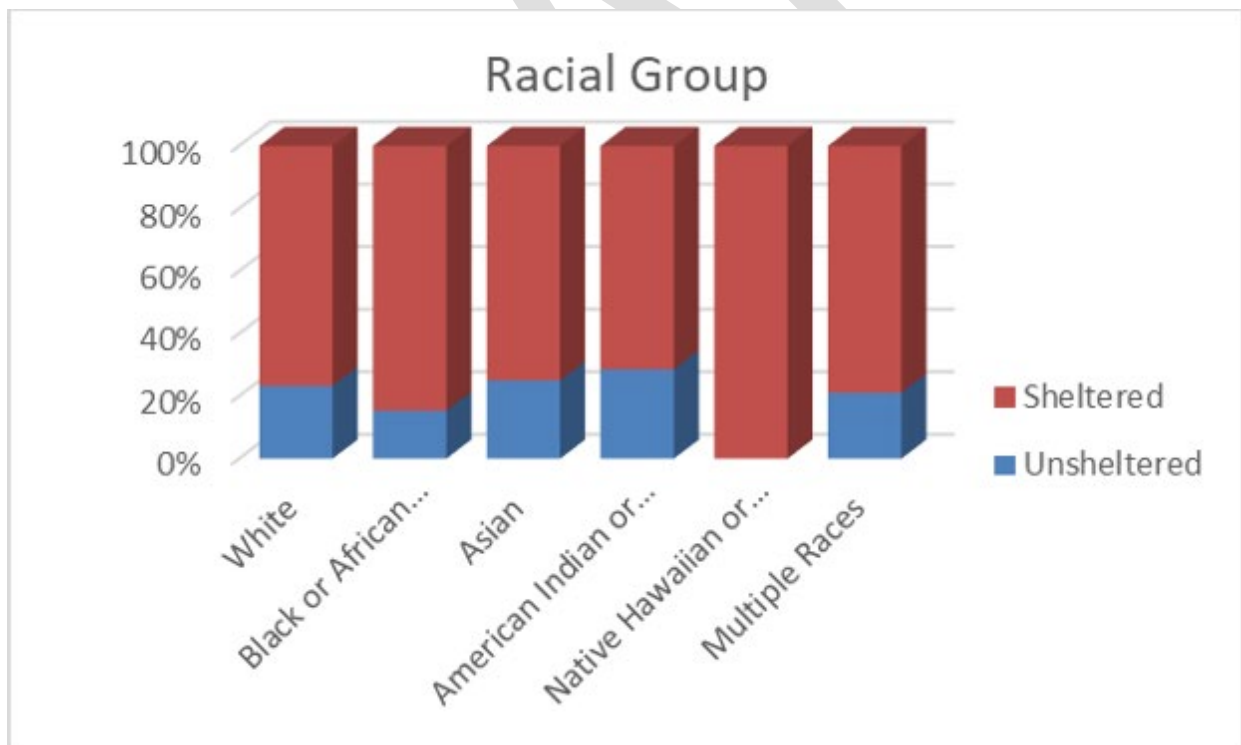
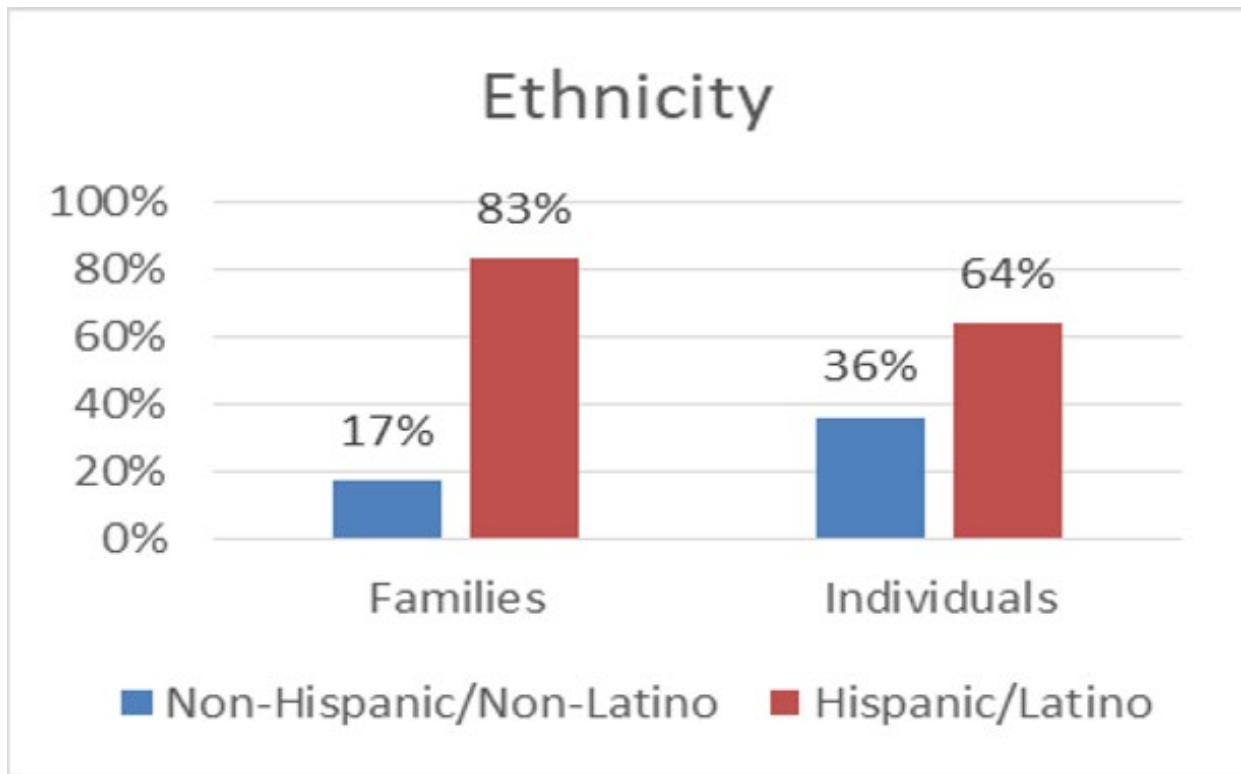
- Nationally African Americans make up more than 40% of the homeless population

- o El Paso County - according to the PIT 8% of persons experiencing homelessness in El Paso are African American
- Nationally American Indians/Alaska Natives, Native Hawaiians and Pacific Islanders, represent 1.3 percent
- o El Paso County – according to PIT less than 1% of homeless population are Native Hawaiian or other pacific islander
- Nationally, Asians are significantly underrepresented among the homeless population
- o El Paso County – according to PIT less than .5% identify as Asian

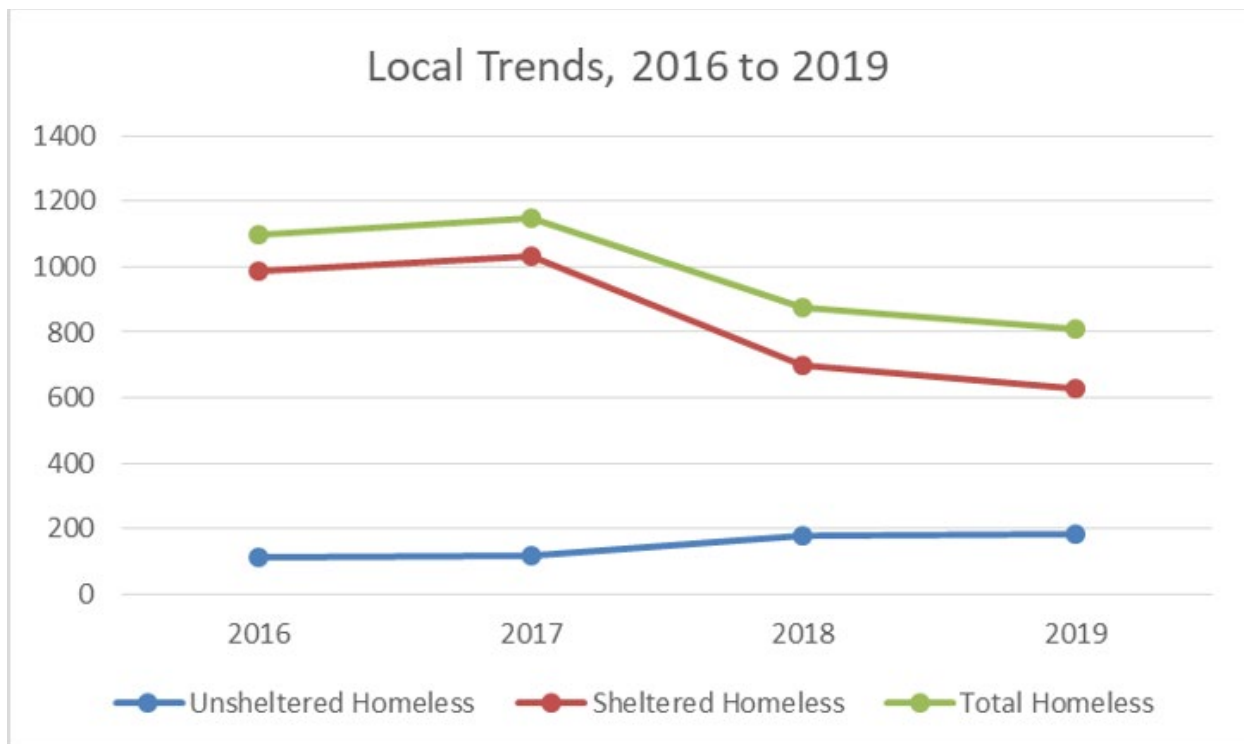
In addition, nationally, those who identify as Hispanic make up 21% of the homeless population. More than 70% in El Paso County identify as Hispanic/Latino.

As illustrated in the chart below, there are significant differences between the groups as to their racial/ethnic characteristics. El Paso County's unsheltered population is predominately White as compared to their sheltered counterparts. Furthermore, there is a greater percentage of non-Hispanics among individuals than in families.





Describe the Nature and Extent of Unsheltered and Sheltered Homelessness.



Contrary to how most people envision “the homeless,” the characteristics of homeless persons in El Paso demonstrate that they are very diverse. To describe “the homeless” in El Paso in any meaningful way, at least three sub-groups should be recognized, as follows: Families in shelter, Individuals in shelter, and Individuals living on the streets. Individuals in shelters or on the streets comprise 65% of the homeless population. In El Paso County, the “typical” homeless adult is a single, white male of Hispanic origin who is between the ages of 45 and 54. Despite the fact that most homeless adults in El Paso County are men, it is important to note that 91.1% population is female in families versus 20.3% individuals.

Over the 12-month period of October 1, 2018 through September 30, 2019

- 2,503 persons spent the night in emergency shelters, transitional housing
- 277 persons were in permanent supportive housing programs
- 1,028 persons in rapid rehousing programs.

The vast majority had their last permanent address in El Paso County. As noted in the previous section, there are similarities between the sheltered and unsheltered individual populations regarding race but there are more non-Hispanics that remain unsheltered than sheltered individuals. Over the last three years, our community has seen a 30% reduction in overall homelessness, but a slight increase of 3% in unsheltered individuals.

Families in shelters comprise 35% of persons who are homeless, and over 67% of those are children. In the 2019 Point-in-Time, almost 35% of the respondents have been unable to maintain their housing or

find affordable housing due to a recent loss of job or inability to find employment. Forty-two percent of adults accompanied by children report having at least a high school education, GED or higher and 25% of homeless parents are employed. Homeless parents differ from single adults in several respects: they are less likely to be veterans (1.2% vs. 12.7%), less likely to report having a long-term disability or problems with alcohol or substance abuse (23.7% vs. 51.2%) and also less likely to have spent time in jail or prison (9.18% vs. 31.7%). They are also more likely to have experienced first time homelessness (52.7% vs. 28.8%). Although we have not located unsheltered homeless families during the PIT count since 2014, our Street Outreach occasionally come across them and they are quickly linked to one of our communities family shelters.



Over 91% of our community's homeless are unemployed. For the 9% that are employed, 27% are Heads of Households of which 58% reported being homeless for the first time, and 73% indicated that they have been homeless for three months or less. Seventy-three percent of those employed are Individuals of which 53% indicated being homeless for the first time with 26% having been homeless three months or less.

Many of the homeless families are traditional families including two parents with children. A significant number, however, are led by single mothers, somewhat younger than sheltered homeless women unaccompanied by children. Domestic violence is a driving force behind their becoming homeless (49%). Prevention of their homelessness requires breaking generational cycles of abuse, gaining quick and fair access to the judicial system, enforcing protective orders effectively, and other strategies aimed

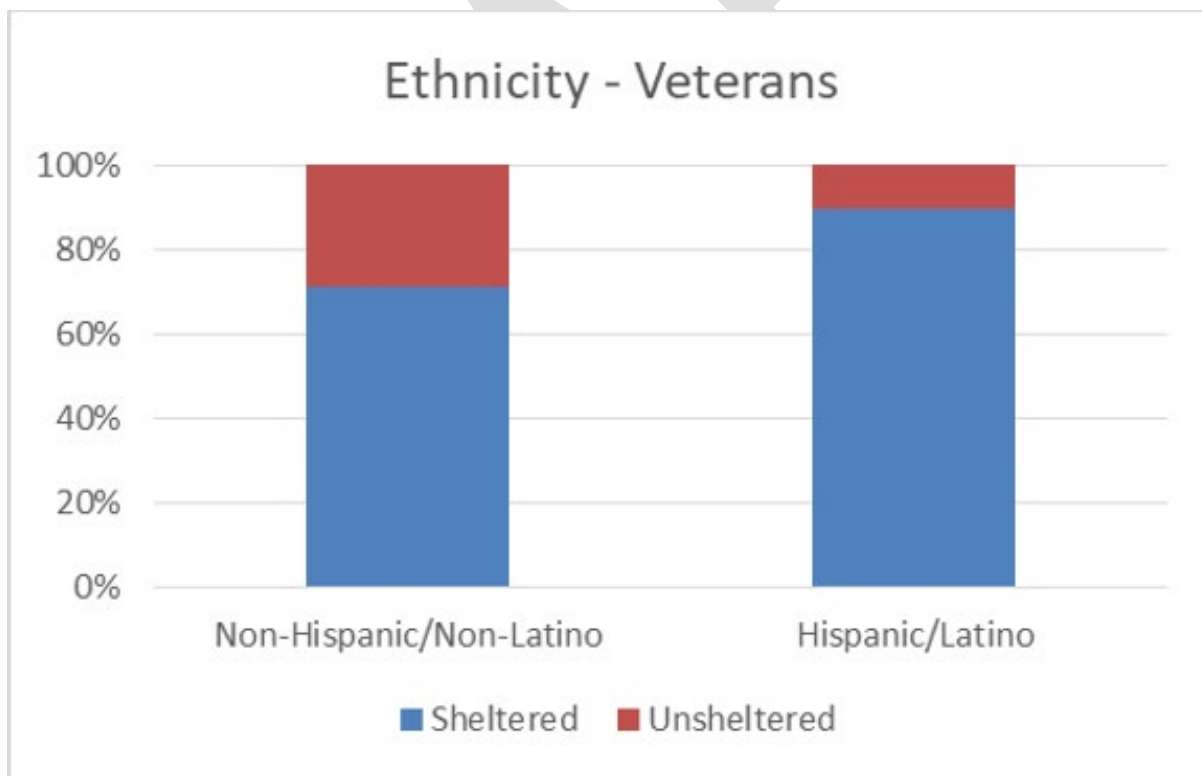
at reducing domestic violence. The challenges they face in returning to housing stability are the same daunting economic challenges that the poor in El Paso face, but complicated by domestic violence.

Veterans

On a single night in January 2019

- There were 67 homeless veterans, approximately 8 percent of our overall population
- The average age is 41.7 years old
- 31 percent reported having issues with substance abuse
- 36 percent have lived in El Paso County most or all of their life
- 43 percent reported having a mental health problem

As a result of extensive collaboration and focus on addressing Veteran homeless, we have seen a significant decrease in homelessness among Veterans. El Paso will likely see approximately 300 homeless veterans over a year's period.



Youth

According to national statistics, on a single night in 2019, 35,038 unaccompanied youth were counted as homeless. On a single night in El Paso County 49 youth, ages 14-24, were reported homeless. This represents 6% of our overall population as compared to national average of 7%.

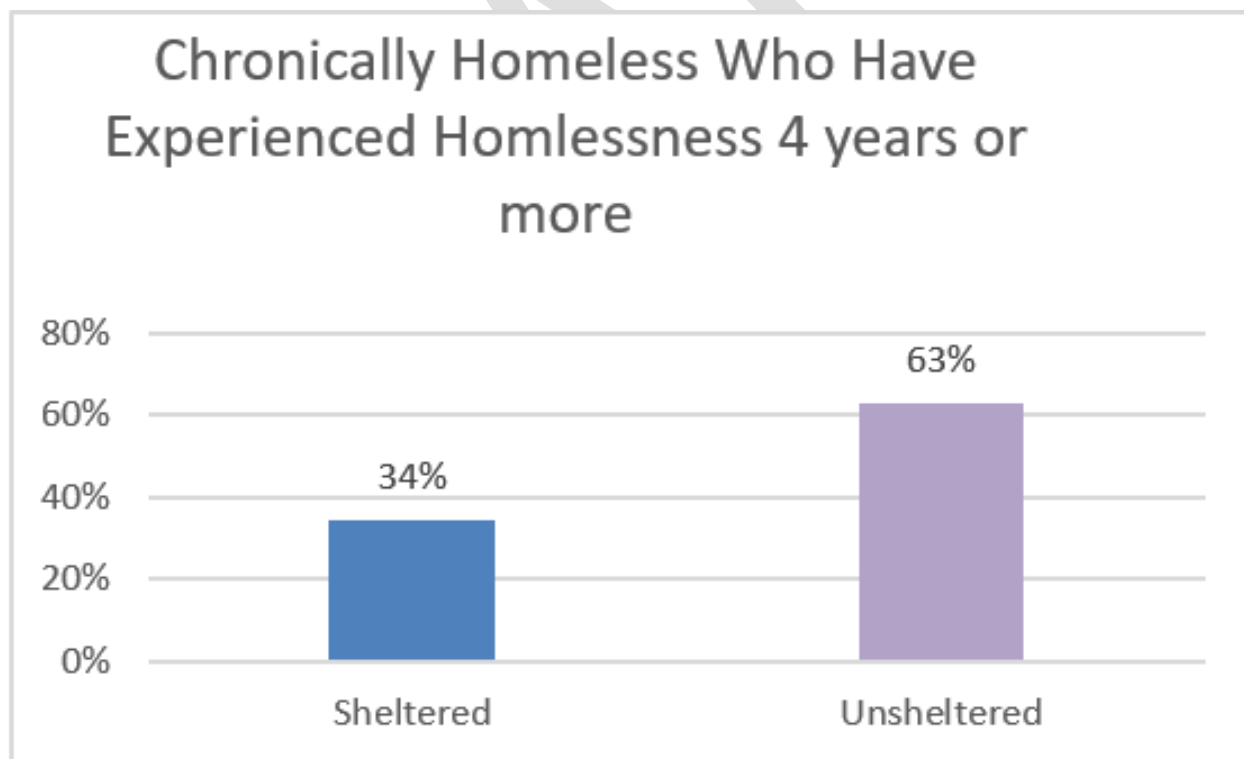
Fourteen percent of the youth are unsheltered – sleeping outside, in a car, or someplace not meant for human habitation. Contributing factors to youth homelessness are poverty and housing insecurity, and mental health and substance abuse disorders often rooted in family conflict. Youth who have had involvement with the child welfare and juvenile justice systems are also more likely to become homeless. When looking at our CH population, less than 7% indicated having been in foster care.

Chronically Homeless

Chronically Homeless is used to describe people who have experienced homelessness for at least a year or repeatedly, while struggling with a disabling condition such as a serious mental illness, substance use disorder or physical disability.

On a single night in January 2019

- There were 123 homeless individuals with chronic patterns of homelessness
- 27 percent of chronically homeless individuals were living on the street, in a car, park or other location not meant for human habitation
- 63 percent of individuals who are living on the street, have been homeless 4 years or longer



Discussion:

See above.

NA-45 Non-Homeless Special Needs Assessment - 91.205 (b,d)

Introduction:

Persons with special needs are commonly categorized under several different demographic groups: the elderly and/or frail elderly, persons with disabilities adults and/or children (physical, mental and/or developmental needs), persons living with HIV/AIDS, and persons with drug or alcohol addictions. The City of El Paso partners with many non-profit agencies that help address the needs of special population groups.

HOPWA

Current HOPWA formula use:	
Cumulative cases of AIDS reported	2,179
Area incidence of AIDS	42
Rate per population	5.0
Number of new cases prior year (3 years of data)	(137-2018), (120-2017), (94-2016) = 351
Rate per population (3 years of data)	13.9
Current HIV surveillance data:	
Number of Persons living with HIV (PLWH)	2179
Area Prevalence (PLWH per population)	267.5
Number of new HIV cases reported last year	113

Table 25 – HOPWA Data

Data Source: CDC HIV Surveillance

HIV Housing Need (HOPWA Grantees Only)

Type of HOPWA Assistance	Estimates of Unmet Need
Tenant based rental assistance	50
Short-term Rent, Mortgage, and Utility	0
Facility Based Housing (Permanent, short-term or transitional)	0

Table 26 – HIV Housing Need

Data Source: HOPWA CAPER and HOPWA Beneficiary Verification Worksheet

Describe the characteristics of special needs populations in your community:

As previously mentioned, persons with special needs are commonly categorized under several different demographic groups: the elderly and/or frail elderly; those with disabilities adults and/or children with physical, mental and/or developmental needs and those with diagnosed behavioral conditions or certain medical conditions which justify a disability status, and persons with alcohol or drug addictions. The

American Community Survey reports that El Paso's population of persons over 60 years of age will increase from 108,705 in 2010 to 136,598 in 2018. Therefore, there will be a continuing need to provide both housing and medical services to this population. Through partnerships with agencies such as the County of El Paso and non-profit medical clinics we are able to provide the increased needs for services such as home delivered nutritious meals, food pantries, mental, medical and dental health services, as well as housing assistance. Person with either physical, mental or developmental disabilities will also require a broad range of services such as housing, medical treatment, case management, and employment training.

What are the housing and supportive service needs of these populations and how are these needs determined?

The housing and supportive service needs of these special populations in El Paso vary according to their specific characteristic and circumstances. The elderly or frail elderly which is defined as a person who requires assistance with three or more activities of daily living, such as bathing, walking, and performing light housework; their needs relate to their health, their economic status and their frequent isolation. Generally, this population prefers to remain independent, but in order to reside in their own housing choice, they often need specialized services. Examples of funded projects include home delivery meals, a representative payee program, in home supportive care, and minor home repair. In addition to housing and supportive services for persons with AIDS funded through HOPWA, Community and Human Development has historically funded a case management and food pantry program.

According to recent American Community Survey 5 year estimates 2013-2018, out of the total civilian non-institutionalized population estimate of 837,654 in the city of El Paso, 100,643 persons age 18 to 64, and age 65 and over have a disability which may affect their ability to earn a living wage or above, and remain independent, or move into housing they need. Of these aforementioned persons, approximately 55,000 have some kind of ambulatory difficulty; 38,000 have an independent living difficulty; 23,000 have a self-care difficulty; and over 32,000 have a cognitive difficulty.

Discuss the size and characteristics of the population with HIV/AIDS and their families within the Eligible Metropolitan Statistical Area:

There are 2,179 individuals that are currently living with HIV/AIDS in the El Paso Metropolitan area according to the 2017 CDC HIV Surveillance. The HOPWA program provides assistance to persons who are HIV positive and their families. Some of the needs of this special population are housing and utility assistance, mental health, substance abuse, and case management.

Discussion:

El Paso's special needs populations are faced with many challenges every day and the number of people requiring assistance will only increase. Addressing housing and medical needs for the elderly, persons with disabilities, and persons and their families living with HIV/AIDS are key in preventing these individuals from becoming homeless and not receiving the medical care they require.

NA-50 Non-Housing Community Development Needs – 91.215 (f)

Describe the jurisdiction's need for Public Facilities:

The top 7 high priority public facility needs identified through the community survey were:

1. Mental Health Centers
2. Food Pantries
3. Counseling Centers for Abused/Neglected Children
4. Healthcare Centers and Clinics
5. Youth Centers
6. Parks
7. Walkability and Accessibility Improvements

The top 5 facility needs identified by agencies were:

1. Counseling Centers for Abused/Neglected Children
2. Mental Health Centers
3. Food Pantries
4. Childcare Centers
5. Walkability and Accessibility Improvements

How were these needs determined?

A survey of needs was distributed to non-profit agencies and governmental agencies across the city and 40 agencies of various types provided responses. Outreach was made to the community at large through distribution of surveys throughout the community in both Spanish and English, and publicizing open meetings at various locations. 507 El Pasoans responded to the survey and/or provided input.

Describe the jurisdiction's need for Public Improvements:

Many needed improvements are the same as those listed above. Parks and Streets infrastructure are also typically high in demand amongst El Paso residents.

How were these needs determined?

A survey of needs was distributed to non-profit agencies and governmental agencies across the city and 40 agencies of various types provided responses. Outreach was made to the community at large through distribution of surveys throughout the community in both Spanish and English, and publicizing open meetings at various locations. 507 El Pasoans responded to the survey and/or provided input.

Describe the jurisdiction's need for Public Services:

The top 7 high priority public service needs identified through the community survey were:

1. Mental Health Services
2. Health Services and Clinics

3. Youth Programs
4. Financial Education
5. Transportation Services
6. Job Training
7. Childcare Services

The top 5 service needs identified by agencies were:

1. Mental Health Services
2. Childcare Services
3. Healthcare Services and Clinics
4. Domestic Violence Prevention and Assistance
5. Youth Programs

How were these needs determined?

A survey of needs was distributed to non-profit agencies and governmental agencies across the city and 40 agencies of various types provided responses. Outreach was made to the community at large through distribution of surveys throughout the community in both Spanish and English, and publicizing open meetings at various locations. 507 El Pasoans responded to the survey and/or provided input.

Housing Market Analysis

MA-05 Overview

Housing Market Analysis Overview:

The Housing Market Analysis provides an overview of the City of El Paso's:

- housing supply,
- cost of housing,
- condition of housing,
- public and assisted housing,
- homeless facilities & services,
- special needs facilities & services,
- barriers to affordable housing, and
- non-housing community assets.

MA-10 Number of Housing Units – 91.210(a)&(b)(2)

Introduction

This section provides an overview of the housing supply within the City of El Paso. As reflected in the following data, there are 240,153 housing units within the City of El Paso, made up of about 130,885 owner units and 89,793 rental units. The age of the housing stock in a community can influence many factors including affordability and housing condition. Additionally, it can help identify a city's growth rate. Household size and composition are influential factors that affect the demand for different housing units. An analysis of El Paso's housing stock shows that 48.81% of housing units were built in 1980 and after, while 51.19% were built prior to 1980. A housing unit typically starts to require crucial maintenance and reparations after 30 years from when it was built.

The demand for new rental and owner units for low income individuals seems largely consistent with the need listed in the 2015 – 2020 Consolidated Plan. According to CHAS data, there are 10,820 owner units built prior to 1950 that may be in need of major reparations or improvements. There are approximately 93,877 owner and rental units that were built between 1950 and 1979, all of them in probable needs of repairs to remain sustainable and meet housing quality standards.

All residential properties by number of units

Property Type	Number	%
1-unit detached structure	162,475	68%
1-unit, attached structure	6,845	3%
2-4 units	20,130	8%
5-19 units	30,104	13%
20 or more units	14,130	6%
Mobile Home, boat, RV, van, etc	6,469	3%
Total	240,153	100%

Table 27 – Residential Properties by Unit Number

Data 2011-2015 ACS

Source:

Unit Size by Tenure

	Owners		Renters	
	Number	%	Number	%
No bedroom	1,725	1%	5,245	6%
1 bedroom	1,155	1%	19,035	21%
2 bedrooms	12,285	9%	31,279	35%
3 or more bedrooms	115,720	88%	34,234	38%
Total	130,885	99%	89,793	100%

Table 28 – Unit Size by Tenure

Data 2011-2015 ACS
Source:

Describe the number and targeting (income level/type of family served) of units assisted with federal, state, and local programs.

The Housing Authority of the City of El Paso currently operates 6,500 public housing units, 5,600 Housing Choice Vouchers, and 1,300 tax cred and non-subsidized units. The majority of these units are specifically made available to low income individuals; however, anyone who doesn't earn more than 80% of the Area Median Income is eligible for HACEP's housing programs. In addition to the housing units managed by HACEP discussed throughout the document, there are various organizations that provide housing as well. The Opportunity Center for the Homeless, Emergence Health Network, and Department of Veterans Affairs provide permanent supportive housing for eligible individuals. The City of El Paso will continue to use federal, state and local programs to assist and provide housing for extremely low and low-to- moderate-income families with both single family and multi-family housing.

Provide an assessment of units expected to be lost from the affordable housing inventory for any reason, such as expiration of Section 8 contracts.

The City is projecting to lose a minimal number of units (approximately 20) from its affordable housing inventory, as these units complete their affordability period. DCHD continues to issue Requests for Proposals to investors and Community Housing Development Organizations (CHDO's) to increase the stock of affordable rental units. However, unlike in the past, the City is now focused on leveraging LITHCs, partnerships and potentially a housing trust fund to fill the capital gap that currently prevents larger-scale development of affordable units.

As aforementioned, in compliance with the Department of Housing and Urban Development (HUD) directive, the Housing Authority of the City of El Paso continues to progress in its conversion to the Rental Assistance Demonstration (RAD) Program, which involves the conversion of its Public Housing stock to Project-Based Rental Assistance through the use of Low-Income Housing Tax Credits and other funding mechanisms. The continued demolition and reconstruction of these converted properties and creation of new properties has not diminished HACEP's affordable housing inventory, but rather increased its offerings.

Does the availability of housing units meet the needs of the population?

The availability of housing units is not consistent with the City's growing population. The City of El Paso has a growing population trend, according to the 2014 - 2018 American Community Survey (ACS) 5-Year Estimates, the current county population is 837, 654 and there are 265,724 total households. The 2011 – 2015 ACS identified the population at 676,330 and the housing units at 240,153, which indicates a 25,571 household difference and a 161,324 population difference.

Development of housing units, primarily on the edge of the city, has outpaced population increase in households by 10,000 units between 2011 and 2017. This suggests ample housing for the overall population, however, those units are generally not affordable at lower income levels. Rental need for low-income El Pasoans is greater than supply, and the gap is likely to grow dramatically by 2025. El Paso has a housing gap of over 3,000 units affordable to households earning less than \$30,000 a year. This gap is projected to increase to approximately 15,600 units by 2025. Consequently, those with the lowest incomes are most acutely affected by El Paso's affordability challenges.

El Paso's current level of affordable housing production is insufficient to meet growing need. 9% Low-Income Housing Tax Credits, the primary funding source for affordable rental housing, produce about 200 units in El Paso per year, 60 of which are affordable to households earning below \$30,000 per year.

To truly meet the needs of all residents, El Paso must dedicate additional local funding towards affordable housing, and target additional HOME and CDBG funds as well. With the current housing programs, which include down payment assistance for new homeowners, funding for new construction or renovation, and an owner-occupied housing renovation program, the City is currently supporting the production of about 60 affordable units annually. While El Paso can significantly increase the impact of its housing programs by restructuring its current programs and leveraging additional funding sources, additional local funding is required to effectively address the region's affordable housing gap.

Describe the need for specific types of housing:

Along with the need for targeted development of rental units for households earning less than \$30,000 discussed above, respondents to the 2020-2025 Consolidated Plan + Analysis of Impediments Survey identified affordable rental units for low-income families and the elderly as priority needs in the city. Respondents also indicated affordable single-family homes for first-time buyers as a top housing need. As we review the City of El Paso's cost burden data, the most significant housing problem is housing cost burden, with 26,970 citizens paying more than 50% of their income towards housing. Extremely low income households (0% - 30% AMI) experience disproportionate severe cost burden, as they represent 57.40% of all households whose housing costs exceeds 50% of household income. In addition, 5,119 households are overcrowded and 1,243 households live in substandard physical conditions, based on data provided by the U.S. Department of Housing and Urban Development.

An analysis of El Paso's housing stock and the physical condition of the housing units for both owner-occupied and rental units indicated there is reason for great concern. Owner-occupied housing built before 1979 represents 51.19% of the city's entire housing stock. Housing units built before 1978 are more likely to contain lead-based paint and are more likely in need of major repairs. However, many of these houses are occupied by families and individuals who do not have the financial means to pay for repairs.

Discussion

See above.

MA-15 Housing Market Analysis: Cost of Housing - 91.210(a)

Introduction

This section details housing costs in the City of El Paso for both rental units and owner-occupied units. It describes the general characteristics of the cost of housing comparing the supply of rental housing at various income levels to the number of renters who can afford such rents. It also examines how housing costs have changed relative to income growth of El Paso households. These findings are based on comparison information using the 2005-2009 ACS, and 2011-2015 ACS data. As indicated in the following Table, the cost of housing in the City of El Paso has increased significantly since 2009 with home values increasing by 19%. The findings are also based on data gathered for the El Paso Regional Housing Plan.

Cost of Housing

	Base Year: 2009	Most Recent Year: 2015	% Change
Median Home Value	99,600	118,400	19%
Median Contract Rent	499	649	30%

Table 29 – Cost of Housing

Data 2005-2009 ACS (Base Year), 2011-2015 ACS (Most Recent Year)
Source:

Rent Paid	Number	%
Less than \$500	29,054	32.4%
\$500-999	49,068	54.7%
\$1,000-1,499	9,825	11.0%
\$1,500-1,999	1,245	1.4%
\$2,000 or more	605	0.7%
Total	89,797	100.0%

Table 30 - Rent Paid

Data 2011-2015 ACS
Source:

Housing Affordability

% Units affordable to Households earning	Renter	Owner
30% HAMFI	8,100	No Data
50% HAMFI	22,465	12,020
80% HAMFI	55,099	36,000
100% HAMFI	No Data	52,155
Total	85,664	100,175

Table 31 – Housing Affordability**Data** 2011-2015 CHAS**Source:****Monthly Rent**

Monthly Rent (\$)	Efficiency (no bedroom)	1 Bedroom	2 Bedroom	3 Bedroom	4 Bedroom
Fair Market Rent	534	678	831	1,189	1,416
High HOME Rent	534	678	831	974	1,066
Low HOME Rent	513	550	661	763	851

Table 32 – Monthly Rent**Data** HUD FMR and HOME Rents**Source:****Is there sufficient housing for households at all income levels?**

There is not sufficient housing for households at all income levels. The most significant housing problem in the City of El Paso is housing cost burden, with 52,184 low and moderate income households paying more than 50% of their income for housing. Very low income households (30%-50% AMI) and extremely low income households (0%-30% AMI) experience a severe cost burden, as they represent 49.55% of the households whose housing cost is more than 50% of their income. In addition, approximately 63% of these households are renters.

Development of housing units, primarily on the edge of the city, has outpaced population increase in households by 10,000 units between 2011 and 2017. This suggests ample housing for the overall population, however, those units are generally not affordable at lower income levels. Rental need for low-income El Pasoans is greater than supply, and the gap is likely to grow dramatically by 2025. El Paso has a housing gap of over 3,000 units affordable to households earning less than \$30,000 a year. This gap is projected to increase to approximately 15,600 units by 2025. Consequently, those with the lowest incomes are most acutely affected by El Paso's affordability challenges.

How is affordability of housing likely to change considering changes to home values and/or rents?

While housing prices have risen, the City of El Paso's single-family homebuyer housing has remained relatively affordable. The City's First Time Homebuyer Program maximum sales price has remained at \$121,000 for the past three years, which is based on 95% of the average median purchase price for the area.

The demand for decent and affordable rental housing in the City of El Paso continues to be high. Housing costs, occupancy rates and mobility are a reflection of supply and demand of housing. It, therefore, appears that new construction of affordable rental units has not kept pace with the demand for such units. Households in the extremely low income (0%-30% AMI) and the low income (30%-50%

AMI) range represent 87.25% of households whose housing cost is more than 50% of their income. As noted above, approximately 63% of these households are renters.

How do HOME rents / Fair Market Rent compare to Area Median Rent? How might this impact your strategy to produce or preserve affordable housing?

As noted in the Cost of Housing Table at the beginning of this section, the median gross rent in the City of El Paso in 2009 was \$499 and in 2015, the median rent was \$649. This represents a 30% increase in rents over an 11-year period that could be considered as a relatively normal increase – averaging approximately 3% per year. The HOME/Fair Market Monthly Rents shown in Table 36 (effective June 1, 2019) indicate that the Fair Market Rent for a two-bedroom unit was \$831 and the High HOME rent was \$831 as well. These rents, of course, do not include any deductions for utilities paid by the tenants. When determining the rent that the tenants pay in HOME-funded multi-family developments, the rent charged is the lesser of the Fair Market Rent and the High HOME rent, which assists in ensuring the units are affordable. The preservation and expansion of affordable HOME-rent units remains crucial for the availability of affordable rental units for low-income households.

Discussion

One of the City of El Paso's housing goals is to increase the availability of affordable housing, the consistent price in High Home Rents helps towards attaining this goal. The City will continue its focus on implementing strategies within the Regional Housing Plan to significantly increase the number of affordable units.

MA-20 Housing Market Analysis: Condition of Housing – 91.210(a)

Introduction

This section provides an overview of the condition of housing for the City of El Paso housing market. Households that experience severe housing problems in El Paso total 31,905 owner-occupied households (or 14.46% of all households), and 42,609 renter-occupied units (or 19.30% of all units). The four conditions of housing problems include: (1) lack of complete kitchen facilities; (2) lack of complete plumbing facilities; (3) more than one person per room; and (4) cost burden greater than 30% (paying more than 30% of household income on housing expenses).

Definitions

For the purposes of this Consolidated Plan and Action Plan, the following definitions will be used by the City of El Paso for residential housing. “Standard condition” is defined as housing that is in accordance with the International Residential Code and meets the Minimum Acceptable Standards as established by the City’s Housing Programs and applicable federal standards for housing. “Substandard condition, but suitable for rehabilitation” is defined as housing that is not in compliance with the above standards due to outdated building systems, but is functioning as intended; and does not endanger health and safety of the occupants nor the public, but can be renovated to meet all federal and local codes and standards for a reasonable amount. “Reasonable amount” for housing rehabilitation is defined as costs that do not exceed the local rehabilitation program limit (currently \$65,000, but subject to future change), or if the renovation investment would cause the total costs plus existing liens to exceed the HUD established guidelines of 95% of the average median purchase price for the area. The current \$65,000 renovation investment limit does not include accessibility work (up to \$20,000), lead abatement (up to \$20,000), or historic renovation.

A “condition”, as noted in the table below, indicates an item that may require repair, be it plumbing, electrical, HVAC, etc.

Condition of Units

Condition of Units	Owner-Occupied		Renter-Occupied	
	Number	%	Number	%
With one selected Condition	30,660	23%	38,630	43%
With two selected Conditions	1,165	1%	3,794	4%
With three selected Conditions	80	0%	135	0%
With four selected Conditions	0	0%	50	0%
No selected Conditions	98,980	76%	47,185	53%
Total	130,885	100%	89,794	100%

Table 33 - Condition of Units

Data 2011-2015 ACS

Source:

Year Unit Built

Year Unit Built	Owner-Occupied		Renter-Occupied	
	Number	%	Number	%
2000 or later	29,045	22%	17,469	19%
1980-1999	37,360	29%	23,845	27%
1950-1979	53,660	41%	40,217	45%
Before 1950	10,820	8%	8,260	9%
Total	130,885	100%	89,791	100%

Table 34 – Year Unit Built

Data 2011-2015 CHAS

Source:

Risk of Lead-Based Paint Hazard

Risk of Lead-Based Paint Hazard	Owner-Occupied		Renter-Occupied	
	Number	%	Number	%
Total Number of Units Built Before 1980	64,480	49%	48,477	54%
Housing Units build before 1980 with children present	25,914	20%	14,000	16%

Table 35 – Risk of Lead-Based Paint

Data 2011-2015 ACS (Total Units) 2011-2015 CHAS (Units with Children present)

Source:

Vacant Units

	Suitable for Rehabilitation	Not Suitable for Rehabilitation	Total
Vacant Units			
Abandoned Vacant Units			
REO Properties			
Abandoned REO Properties			

Table 36 - Vacant Units

Need for Owner and Rental Rehabilitation

Assessment of the above data shows that 24% of owner units have reportable conditions and may need repairs, while 47% of renter units had conditions reported on the American Community Survey (HUD's data source for this document). The owner demographics also show that those households who are low-income and extremely low-income may live in housing units that have housing problems, which the owner cannot afford to repair due to financial burden. If these housing problems are not addressed, they can affect the health and safety of more vulnerable individuals such as elderly residents and children. The City of El Paso has numerous programs, utilizing HOME and CDBG funds to provide for major rehabilitation assistance, minor repair assistance, lead-based paint removal, residential sewer connections and the installation of ramps for the disabled/physically challenged. The City is also in the midst of researching the feasibility of an emergency repair grant program to address critical, time-sensitive repairs for issues that present a potential health risk for residents.

Estimated Number of Housing Units Occupied by Low or Moderate Income Families with LBP Hazards

The “Year Unit Built” Table 38 indicates the number of housing units built before 1950 and the number of housing units built before 1979. The table also illustrates the number and percentage of housing units that are rental and owner occupied. The Risk of Lead Based Paint Hazards in Table 39 shows the number of housing units built before 1980, both owner occupied and renter-occupied, which totals 112,957. Of these units, approximately 39,914 have children present, which poses a serious problem to low or moderate income families living in these units, as they may not have the financial means to pay for lead abatement, which can be very costly. Children that digest lead-based paint can be poisoned and suffer serious threats to their health and safety.

After reviewing the housing stock in the City of El Paso, 43% were built before 1979 and 9% were built before 1950. It is estimated that there could be as many as 112,957 housing units that may have some interior or exterior lead paint present. Approximately 30% of the City’s households are composed of very low and low-income families (<60% of the area median income). Low-income families are likely to occupy older housing units and may lack the financial means to mitigate a lead hazard. The existence of lead-based paint in older homes poses a serious problem for low-income families with children. The City is currently coordinating with the Department of Public Health and the University of Texas at El Paso to explore lower-cost remediation strategies and pursue funding to implement a pilot program.

Discussion

See above.

MA-25 Public and Assisted Housing – 91.210(b)

Introduction

The Housing Authority of the City of El Paso (HACEP) is the local public housing organization that has become the largest public housing agency in the State of Texas and the 14th largest in the nation. It has provided services and aid to 40,000 individuals from the El Paso area, earning them “High Performer” status annually since 2003 by the U.S. Department of Housing and Urban Development.

HACEP runs and operates 6,500 housing units, 5,600 Housing Choice Vouchers, and 1,300 tax credit and non-subsidized units. The agency also provides 204 HUD-VASH Vouchers and 15 Shelter Plus Care units to prevent and end veteran homelessness. It also provides 22 Shelter Plus Care units for chronically homeless individuals who are disabled.

Totals Number of Units

	Program Type								
	Certificate	Mod-Rehab	Public Housing	Vouchers					
				Total	Project - based	Tenant - based	Special Purpose Voucher		
							Veterans Affairs Supportive Housing	Family Unification Program	Disabled *
# of units vouchers available			5,923	5,436			412	0	340
# of accessible units									

*includes Non-Elderly Disabled, Mainstream One-Year, Mainstream Five-year, and Nursing Home Transition

Table 37 – Total Number of Units by Program Type

Data PIC (PIH Information Center)

Source:

Describe the supply of public housing developments:

The Housing Authority of the City of El Paso undertook the revitalization of 6,300 housing units by 2020 through the Rental Assistance Demonstration (RAD). The RAD initiative that HACEP adopted set a strict timeline for the housing authority to modernize and renovate several public housing units that were in need of crucial reparations.

DRAFT

Describe the number and physical condition of public housing units in the jurisdiction, including those that are participating in an approved Public Housing Agency Plan:

As stated throughout the document, HACEP manages 6,500 public housing and new construction units. The RAD initiative has an established timeline that is divided into two phases with certain schedules for properties that will be reconstructed. Public housing units that have not undergone restoration have aged structures and designs. The Machuca public housing community is partially not in use due to the presence asbestos, HACEP is currently pursuing its demolition to create new affordable housing through RAD. According to HACEP, before seeking the RAD initiative certain units in Tays public housing community had structural damage and asbestos, Kathy White had crumbling walls, and Eisenhower had rotting ductwork.

Public Housing Condition

Public Housing Development	Average Inspection Score	
DEVELOPMENT_NAME	INSPECTION_SCORE	INSPECTION_DATE
Machuca/Robinson/Williams/ Rubin Heights	99	10/8/2014
Dewetter/Valle Verde/Cramer/ Rio Grande	92	1/20/2015
Marmolejo/Alvarez/Truman/Anderson	99	1/26/2015
Eisenhower/Scattered Sites/Hart/ Baird	91	2/26/2015
Kennedy/Kennedy Estates/ Scattered Sites	89	2/25/2015
Eastside Crossings	99	6/10/2015
Chelsea/Pooley/Guillen/Fr. Pinto/	95	6/8/2015

Table 38 - Public Housing Condition

Describe the restoration and revitalization needs of public housing units in the jurisdiction:

HACEP has been successful in revitalizing and restoring substandard communities in the past, such as the Eastside Crossing development project that took place from 2013 – 2015. The Rental Assistance Demonstration (RAD) Initiative allows HACEP to collaborate with other funding sources to sustainably improve and restore housing units in its jurisdiction. HACEP embarked in the Third Tranche of its RAD timeline from 2017 – 2019, in which it sought to improve quality of housing and meet the following restoration and revitalization needs:

- Permanently remove asbestos
- Kitchen and bathroom upgrades
- Replace decaying ventilation shafts and ducts behind walls
- Replace outdated electrical appliance, plumbing and lighting systems
- Replace appliances with new Energy Star certified appliances
- Install more energy efficient insulation, windows, and doors
- New landscaping and playgrounds
- Install new property signs
- Resurface parking lots
- Improve common area lighting

Describe the public housing agency's strategy for improving the living environment of low- and moderate-income families residing in public housing:

HACEP adopted a Rental Assistance Demonstration timeline with two detailed and specific phases that outline which communities will undergo renovation:

- **RAD Phase I Communities (2015 – 2016):**
 - Eisenhower, Kennedy Brothers, Marmolejo, Ochoa, Alvarez, Johnson, Woodrow Bean, Kennedy Estates, Truman, Webber, Hart, Baird, Telles, Anderson, Tays, Krupp.
- **RAD Phase II Communities (2016 – 2020)**
 - Rio Grande, Father Pinto, Graham, Williams, Robinson, Valle Verde, Chelsea, DeWetter, Sun Plaza, Martin Luther King, Sandoval, Salazar, Cramer, Guillen, Pooley, Sherman, Baines, Westfall, Roosevelt, and Kathy White.

Discussion:

See above.

MA-30 Homeless Facilities and Services – 91.210(c)

Introduction

This section provides a summary of the shelters, transitional living housing, and services available to homeless individuals in the City of El Paso; specifically, families with children, veterans and their families, chronically homeless individuals and unaccompanied youth. According to the El Paso Coalition for the Homeless, Continuum of Care (CoC) lead entity for the City of El Paso, the Point-in-Time survey conducted on January 24, 2019, revealed that an estimated 809 persons were homeless in El Paso.

Facilities and Housing Targeted to Homeless Household

	Emergency Shelter Beds		Transitional Housing Beds	Permanent Supportive Housing Beds	
	Year Round Beds (Current & New)	Voucher / Seasonal / Overflow Beds	Current & New	Current & New	Under Development
Households with Adult(s) and Child(ren)	279	6	147	32	8
Households with Only Adults	514	36	60	35	8
Chronically Homeless Households	0	0	0	53	20
Veterans	23	0	20	15	0
Unaccompanied Youth	13	0	0	0	0

Table 39 - Facilities and Housing Targeted to Homeless Households

Describe mainstream services, such as health, mental health, and employment services to the extent those services are used to complement services targeted to homeless persons

Mainstream service agencies that offer medical and mental health services, child care, transportation, benefit assistance, case management, disability assistance, employment, counseling, food, clothing, education, and housing services for the homeless are below:

- **Aliviane, Inc:** Aliviane, Inc. provides the West Texas area with comprehensive, high-quality behavioral health services. We are committed to preventing alcohol, tobacco, and other drug use by raising awareness on the importance of being drug-free and resilient.
- **Centro San Vicente:** Centro San Vicente offers medical and mental healthcare services for homeless individuals. They also provide transportation to their clinic from any homeless shelter. The clinic encourages long term self-sustainability and a suitable living environment by offering their medical services and financial leveraging.
- **City of El Paso Health Department:** The El Paso Health Department has many outreach programs that offer primary care, lab testing, STD prevention, HIV treatment, immunizations, and dental care.
- **Department of Veteran Affairs:** The VA Healthcare System in El Paso has an outreach program that connects veterans that are homeless or at risk of homelessness to health care, housing assistance, employment services, and legal assessment.
- **El Paso Center for Children:** The center provides rapid rehousing, transitional housing, emergency shelter, case management, street outreach, and family support services to homeless and at risk of homelessness individuals. The center mainly focuses on the youth and young adults (17 – 24) to combat youth homelessness and prevent family disconnection. The center also offers a Youth Drop-In Center to serve survivors of trafficking, youth victims of other crimes, and youth who are at high risk of exploitation. In addition to meeting basic needs, visitors can access individualized crisis intervention, advocacy and case management, counseling, support groups, harm reduction, education, community and relationship building, assistance with applying for crime victim compensation, and enrollment assistance in educational and housing opportunities.
- **Emergence Health Network El Paso:** The Emergence Health Network bases its homeless outreach and aid on mental health. They administer a Housing and Urban Development Unit and their Siesta Gardens rental assistance program and services for homeless individuals with mental illnesses.
- **La Familia del Paso:** La Familia Del Paso is a non-profit organization that has tasked itself with homeless prevention. They provide psychosocial rehabilitation for individuals who are mentally ill. In addition, it provides clinical services, rehabilitative services, intensive care treatment, an IDD program, and an adult day program.
- **Ministerio en Victoria:** The ministry is a faith-based organization that operates a residential rehabilitation shelter for men struggling with addiction.
- **Project Vida:** Project Vida supports our homeless population in a variety of ways including street outreach initiatives, a mobile health unit, the provision of permanent supportive housing and

rapid rehousing coupled with case management, as well as numerous health clinics addressing substance use disorder, mental health, and infectious diseases with the primary purpose of addressing the needs of underserved areas of El Paso.

- **Recovery Alliance:** Punto de Partida – This program offers Street Outreach, a Walk-In Center and resource connections focusing on advocacy and support for anyone struggling with any form of substance abuse disorders.
- **Region XIX Homeless Education Project:** The Education Service Center – Region 19 manages a program that provides educational services for homeless students throughout El Paso County. The program ensures that these students have the opportunity to enroll, attend, and succeed in school.
- **Workforce Borderplex Solutions:** Workforce Solutions is a non-profit organization that helps employers find quality candidates, train individuals with crucial skills, and it helps address local workforce issues. In 2019, the organization helped 344 homeless individuals attain jobs.
- **Volar Center for Independent Living:** The center provides outreach, transportation, support, and advocacy services that are specifically aimed at individuals with disabilities.
- **University Medical Center – El Paso County Hospital District:** The University Medical Center is a community-owned hospital that provides discounted healthcare services to El Paso County citizens who meet certain eligibility guideline concerning income.

List and describe services and facilities that meet the needs of homeless persons, particularly chronically homeless individuals and families, families with children, veterans and their families, and unaccompanied youth. If the services and facilities are listed on screen SP-40 Institutional Delivery Structure or screen MA-35 Special Needs Facilities and Services, describe how these facilities and services specifically address the needs of these populations.

The El Paso Continuum of Care continues to address the immediate needs of the homeless with the following 13 emergency shelters:

- Sin Fronteras – Agriculture Migrant Workers (individuals only)
- Rescue Mission of El Paso – Individuals and Families
- Opportunity Center – Single Men
- Salvation Army – Families in Crisis, Single Women, Single Men
- Opportunity Center Women's Shelter – Women Without Children
- Dame La Mano – Pregnant Women and Women With Children
- Center Against Sexual and Family Violence – Victims of Domestic Violence
- Oregon Family Shelter - Homeless Families
- Center For Children (Runaway Center) - Emergency Foster Care and Runaways
- Annunciation House – Homeless Immigrants, Refugees, and Undocumented
- El Paso Human Service Winchester House – Male Youth Age 18 – 24
- Reynolds House – Homeless Families
- CoreCivic – VA - Veterans

In addition to providing emergency shelters, services, food, and clothing to families, women, men, veterans, survivors and youth, these organizations also offer counseling, case management, advocacy, healthcare, job search, job training, transportation, and educational services.

The following 9 transitional shelters provide aid to homeless individuals and encourage their recovery:

- YWCA Transitional Living Center – Women and Women With Children
- Villa Maria – Women Without Children
- Veterans Transitional Living Center – Veteran Individuals (Men and Women)
- La Posada Home – Women and Children
- Rescue Mission of El Paso – Men and Women in Recovery
- Center Against Sexual and Family Violence Transitional Living Center – Victims of Domestic Violence
- Casa Vides – Homeless Immigrants, Refugees, and Undocumented
- El Paso Center for Children – homeless females and persons who identify as LGBTQ ages 18-22
- El Paso Human Services – Aging out of Foster Youth coming out of criminal justice system

Furthermore, the El Paso Continuum of Care supports various other programs and services for the homeless population of El Paso. These initiatives include homeless prevention, permanent supportive housing, outreach, legal aid and counseling, food banks, medical care, mental care, and alcohol/drug rehabilitation.

Mainstream services that also compliment services above are Medicaid, CHIP, SSI, Social Security Disability Insurance (SSDI), Temporary Aid for Needy Families (TANF), SNAP (Food Stamps), Veterans Health Care, Medicare, State subsidized Mental Health Services, Subsidized Day Care, Substance Abuse Treatment and VA Disability Pension. Case Managers assess the needs of clients when they enter a program, and when appropriate, are referred to appropriate program(s) or provided assistance with applying for benefits on-line. Case Managers are also trained to assist clients in completing mainstream service applications when required.

MA-35 Special Needs Facilities and Services – 91.210(d)

Introduction

The homeless population of El Paso represents a small percentage of the overall population; the same can be said for individuals with special needs that require specific social services and possibly special supportive housing. These individuals may belong to the following groups: elderly, frail elderly, individuals (children and adults) with disabilities (mental, cognitive, physical, and developmental), individuals with alcohol and other drug substance abuse, individuals with HIV/AIDS and their families and public housing residents.

HOPWA Assistance Baseline Table

Type of HOWA Assistance	Number of Units Designated or Available for People with HIV/AIDS and their families
TBRA	58
PH in facilities	0
STRMU	0
ST or TH facilities	0
PH placement	0

Table 40– HOPWA Assistance Baseline

Data HOPWA CAPER and HOPWA Beneficiary Verification Worksheet

Source:

Including the elderly, frail elderly, persons with disabilities (mental, physical, developmental), persons with alcohol or other drug addictions, persons with HIV/AIDS and their families, public housing residents and any other categories the jurisdiction may specify and describe their supportive housing needs

Supportive housing is a cost effective solution to keeping vulnerable individuals from becoming homeless or being at risk of becoming homeless. Supportive housing ensures that people with mental disabilities, addictions, past homelessness, elderly, former foster care individuals, former incarcerated individuals, and people living with HIV/AIDS are stable in their housing situation.

A range of service programs, advocacy groups, non-profit agencies, for-profit and governmental entities such as the Housing Authority of the City of El Paso (HACEP) are committed to providing aid to individuals with special supportive housing needs and are funded by private, federal, and state sources.

Describe programs for ensuring that persons returning from mental and physical health institutions receive appropriate supportive housing

- **Project Punto de Partida:** The project branches from the Recovery Alliance of El Paso, offering advocacy and support for individuals that are currently struggling with substance abuse and addiction. It also provides resource connections for individuals to primary health care, dental

care, mental health care, supportive living, child care, community resources, and STI testing & treatment.

- **Partial Hospitalization Program:** The Emergence Health Network offers care through the PHP to individuals dealing with mental health and substance addiction issues. It is a residential program, but allows patients to spend their nights at home.
- **Coordinated Specialty Care Program:** This CSC Program is offered by the Emergence Health Network, providing psychotherapy, family support, education, medication assistance, supported employment, and housing. The program has proven to reduce symptoms, expand life quality, and increase school and employment participation.
- **Office Based Opioid Treatment:** The Emergence Health Network (EHN) manages OBOT who serves individuals who have Opiate Use Disorder. The program makes use of therapeutic medications and group therapy to help patients cope with addiction and encourage recovery.
- **Substance Use Disorder Treatment Program:** The Substance Use Disorder Treatment Program is a program managed by the EHN, targeting individuals with addiction issues. This program provides individualized treatment by a Licensed Chemical Dependency Counselor.
- **Medicated – Assisted Treatment Program:** The MAT Program utilizes therapy, behavioral strategies, and medication to provide treatment to individuals with substance abuse including alcohol.
- **Texas Home Living Program:** The EHN manages the Texas Home Living Program and provides services and aid to individuals with developmental disabilities who live in their own home or with family.
- **Pre-Exposure Prophylaxis:** The City of El Paso provides free HIV prevention and PrEP administration for the community, clinics, and health providers. Education is also provided for individuals who are at risk of contracting HIV. In addition, there is also local support groups recognized by the city that provide group therapy for HIV positive individuals.
- **Alcoholics Anonymous:** A.A. is a voluntary program that encourages individuals to aspire and sustainably maintain sobriety.
- **Commodity Supplemental Food Program:** The El Pasoans Fighting Hunger Food Bank manages the CSF Program, which provides nutritious food to approximately 2,000 low income seniors monthly. The program targets senior citizens that often have to choose between paying for housing, medication, and food.

Specify the activities that the jurisdiction plans to undertake during the next year to address the housing and supportive services needs identified in accordance with 91.215(e) with respect to persons who are not homeless but have other special needs. Link to one-year goals. 91.315(e)

The City will deploy \$483,533 in the coming year to provide rental assistance, in the form of TBRA, for persons with HIV/AIDS through the HOPWA grant. An additional \$82,159 will be allocated for case management and supportive services. These activities are carried out through a subaward to the Department of Public Health. 63 persons are projected to be served through these activities.

MA-40 Barriers to Affordable Housing – 91.210(e)

Negative Effects of Public Policies on Affordable Housing and Residential Investment

Regional housing development patterns are not fiscally sustainable. Housing development is primarily at the edge of the region where land is cheaper, and the City and County subsidize the higher infrastructure and service costs. The pace of housing development has exceeded population growth leading to a shift in the region's population from existing neighborhoods to the region's edge. This development pattern is leading to higher infrastructure and service costs for the City, County, and the school districts with a relatively stagnant tax base to support those costs.

Current housing development patterns undermine El Pasoans quality of life and contribute to neighborhood disinvestment. As housing development concentrates at the edges of the city it contributes to greater traffic and separates residents from public amenities such as parks, transit and infrastructure. The supply of subsidized housing at the edge of the region also competes with investments in housing in existing neighborhoods contributing to blight and lower property values.

MA-45 Non-Housing Community Development Assets – 91.215 (f)

Introduction

The City of El Paso's Strategic Plan 2020 will coordinate with the City's 2020-2025 Consolidated Plan in the jurisdiction's efforts to create a suitable living environment conducive to strong, sustainable economic development; a community with safe and beautiful neighborhoods; a vibrant regional economy; and exceptional recreational, cultural and educational opportunities. The key focus areas of the Strategic Plan 2015 are Economic Development, Public Safety, Customer Service, Fiscal Responsibility & Sound Governance, Quality of Life, Workforce Focus and Communications. In addition, major work force development will continue under the initiatives of Workforce Solutions Borderplex, the state workforce agency, and many other vocational and educational entities such as El Paso Community College and the University of Texas at El Paso.

Economic Development Market Analysis

Business Activity

Business by Sector	Number of Workers	Number of Jobs	Share of Workers %	Share of Jobs %	Jobs less workers %
Agriculture, Mining, Oil & Gas Extraction	2,833	335	1	0	-1
Arts, Entertainment, Accommodations	30,476	34,151	15	15	0
Construction	10,856	11,679	5	5	0
Education and Health Care Services	35,325	39,168	18	18	0
Finance, Insurance, and Real Estate	10,850	12,020	5	5	0
Information	4,956	5,881	2	3	0
Manufacturing	13,214	14,752	7	7	0
Other Services	5,895	6,333	3	3	0
Professional, Scientific, Management Services	10,524	11,220	5	5	0
Public Administration	0	0	0	0	0
Retail Trade	33,450	39,434	17	18	1
Transportation and Warehousing	10,939	12,239	5	6	0
Wholesale Trade	9,772	10,999	5	5	0
Total	179,090	198,211	--	--	--

Table 41 - Business Activity

Data 2011-2015 ACS (Workers), 2015 Longitudinal Employer-Household Dynamics (Jobs)
Source:

DRAFT

Labor Force

Total Population in the Civilian Labor Force	299,221
Civilian Employed Population 16 years and over	275,095
Unemployment Rate	8.06
Unemployment Rate for Ages 16-24	20.60
Unemployment Rate for Ages 25-65	4.49

Table 42 - Labor Force

Data 2011-2015 ACS

Source:

Occupations by Sector	Number of People
Management, business and financial	56,608
Farming, fisheries and forestry occupations	15,514
Service	34,185
Sales and office	75,265
Construction, extraction, maintenance and repair	21,950
Production, transportation and material moving	16,445

Table 43 – Occupations by Sector

Data 2011-2015 ACS

Source:

Travel Time

Travel Time	Number	Percentage
< 30 Minutes	195,695	72%
30-59 Minutes	68,158	25%
60 or More Minutes	9,280	3%
Total	273,133	100%

Table 44 - Travel Time

Data 2011-2015 ACS

Source:

Education:**Educational Attainment by Employment Status (Population 16 and Older)**

Educational Attainment	In Labor Force		Not in Labor Force
	Civilian Employed	Unemployed	
Less than high school graduate	28,335	3,095	23,970
High school graduate (includes equivalency)	51,930	4,210	24,245
Some college or Associate's degree	77,575	4,765	23,950
Bachelor's degree or higher	66,125	2,870	11,950

Table 45 - Educational Attainment by Employment Status**Data** 2011-2015 ACS**Source:****Educational Attainment by Age**

	Age				
	18–24 yrs	25–34 yrs	35–44 yrs	45–65 yrs	65+ yrs
Less than 9th grade	635	2,745	5,105	20,470	27,530
9th to 12th grade, no diploma	10,360	6,605	7,635	12,865	7,700
High school graduate, GED, or alternative	21,370	23,020	19,661	39,105	17,820
Some college, no degree	34,650	30,185	21,370	32,514	12,205
Associate's degree	3,870	8,553	8,005	10,690	3,095
Bachelor's degree	4,625	18,750	15,935	23,780	7,430
Graduate or professional degree	260	5,435	7,450	12,750	4,420

Table 46 - Educational Attainment by Age**Data** 2011-2015 ACS**Source:****Educational Attainment – Median Earnings in the Past 12 Months**

Educational Attainment	Median Earnings in the Past 12 Months
Less than high school graduate	55,952
High school graduate (includes equivalency)	110,823
Some college or Associate's degree	142,896
Bachelor's degree	200,716
Graduate or professional degree	232,799

Table 47 – Median Earnings in the Past 12 Months**Data** 2011-2015 ACS**Source:**

Based on the Business Activity table above, what are the major employment sectors within your jurisdiction?

The major employment sectors within the jurisdiction are Sales and Office, Management, Business and Financial Service, Construction, Extraction, Maintenance and Repair, and Production, transportation and material moving.

Describe the workforce and infrastructure needs of the business community:

Education and vocational training continue to be emphasized for upgrading the workforce and addressing the potential for attracting higher wage jobs to the El Paso workforce region. Workforce Solutions Borderplex, the state workforce board for the 97 West Texas region, which includes the counties of Brewster, Culberson, El Paso, Hudspeth, Jeff Davis, and Presidio, has identified that science, technology, engineering, and math skills are major priorities for attracting high skill, high wage jobs to the region. Thus, it intends to promote these disciplines among students in the community through partnerships and uniquely designed programs.

Describe any major changes that may have an economic impact, such as planned local or regional public or private sector investments or initiatives that have affected or may affect job and business growth opportunities during the planning period. Describe any needs for workforce development, business support or infrastructure these changes may create.

Several opportunities have materialized in the El Paso jurisdiction that bode well for the future in terms of job and business growth. Fort Bliss has increased the number of military personnel and civilian jobs as a result of Base Realignment and Closure (BRAC) and is building a major hospital for active duty and their families. The City has continued to focus development on Downtown El Paso and continues to develop its public transportation system to better serve residents in all major planning areas of the community. Workforce Solutions Borderplex will continue its efforts to design programs to train and/or educate the workforce according to the needs of potential employers, and the City of El Paso has adopted its Strategic Plan 2020, which will support community wide efforts to cultivate business infrastructure and a higher skilled workforce.

How do the skills and education of the current workforce correspond to employment opportunities in the jurisdiction?

The availability of higher wage job opportunities in the jurisdiction is vulnerable to the lower wage atmosphere reality of a border community. Although the younger segments of the population are furthering their education, a large part of the labor force still have less than a high school education, and an even larger segment has only a high school education. These labor force educational attainment conditions attribute to the very large number of workers employed in both the Service Industries and the Retail Trade. Conversely, large segments of the population (142,896) have some college or an

Associate's degree or a Bachelor's degree or higher (200,716), according to recent census data, and many of these are employed in professional occupations.

Describe any current workforce training initiatives, including those supported by Workforce Investment Boards, community colleges and other organizations. Describe how these efforts will support the jurisdiction's Consolidated Plan.

Workforce Solutions Borderplex has several key initiatives that partner with potential employers and organizations, such as El Paso Community College, and target youth and veterans and prepare them for entry into the workforce after goals have been met.

Does your jurisdiction participate in a Comprehensive Economic Development Strategy (CEDS)?

The City adopted an El Paso Regional Housing Plan in 2019. It builds on findings of the 2018 El Paso Housing Needs Assessment to recommend policies and programs to address El Paso's housing needs to create economic benefit for the region as a whole. Additionally, the Financial Empowerment Blueprint aims to increase opportunities for affordable homeownership and to build the financial capacity of El Pasoans to be able to qualify for mortgage loans.

If so, what economic development initiatives are you undertaking that may be coordinated with the Consolidated Plan? If not, describe other local/regional plans or initiatives that impact economic growth.

The City supports fiscally sustainable development throughout the region. The development of incentives to encourage development where significant existing infrastructure can support housing and where significant public investments will attract the private market. Joint planning between the City, County and school districts on where to prioritize housing development and to ensure that new development covers the full cost of infrastructure and services.

Discussion

As stated in the introduction, the City of El Paso 2020 Strategic Plan will coordinate with the 2020-2025 Consolidated Plan to create a suitable living environment conducive to strong, sustainable economic development. Specific to economic development, according to the 2020 Strategic Plan, the purpose of Goal 1 is to: Create an Environment Conducive to Strong, Sustainable Economic Development. Under Goal 1 the following strategies will be implemented: 1.1 Stabilize and expand El Paso's tax base; 1.2 Enhance visitor revenue opportunities; 1.3 Maximize venue efficiencies through revenue growth and control; 1.4 Grow the core business of air transportation; 1.5 Stimulate economic growth through transit integration; and 1.6 Streamline processes to provide a solid foundation for development.

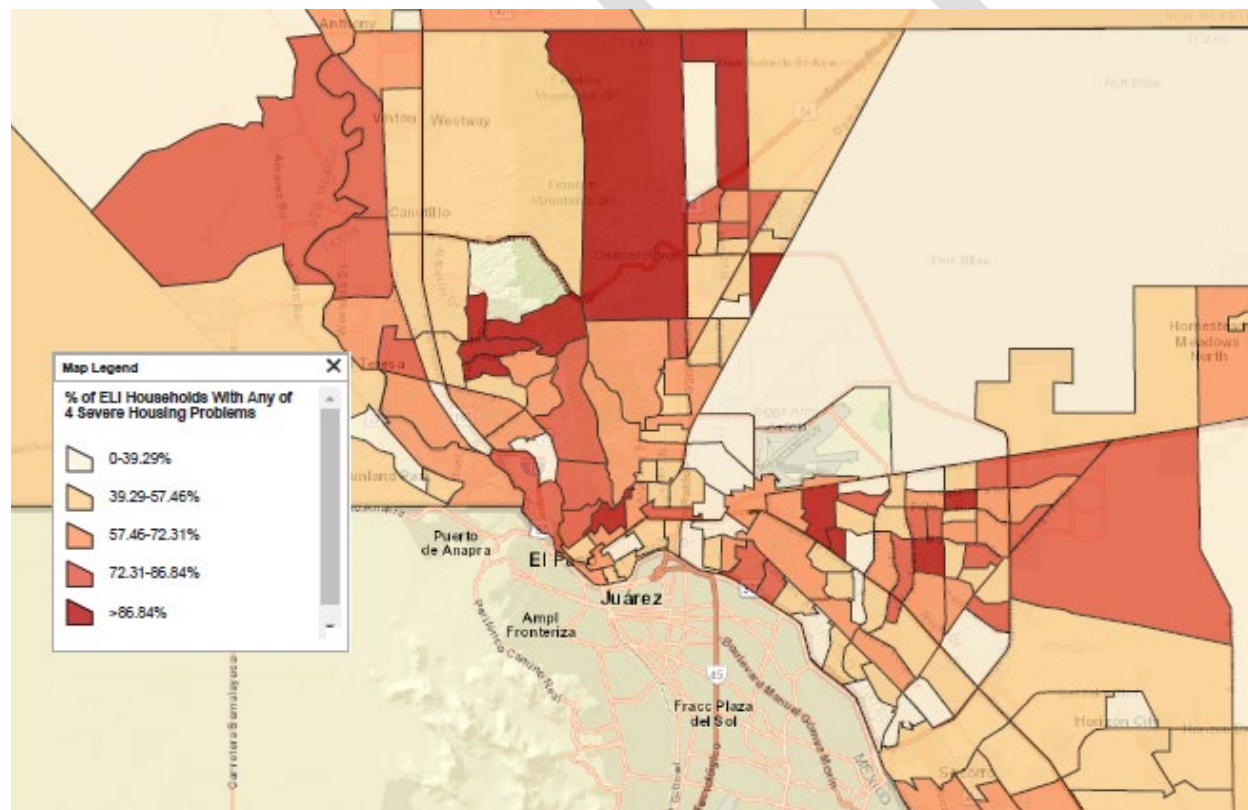
MA-50 Needs and Market Analysis Discussion

Are there areas where households with multiple housing problems are concentrated? (include a definition of "concentration")

To determine areas of the City of El Paso where multiple housing problems are concentrated, a geographic analysis was performed utilizing HUD CPD Maps. HUD has defined housing problems to include any one of the following four problems: (1) lacks complete kitchen facilities; (2) lacks complete plumbing facilities; (3) more than one person per room; or (4) cost (paying more than 30% of gross household income on housing expenses thus creating a housing "cost burden").

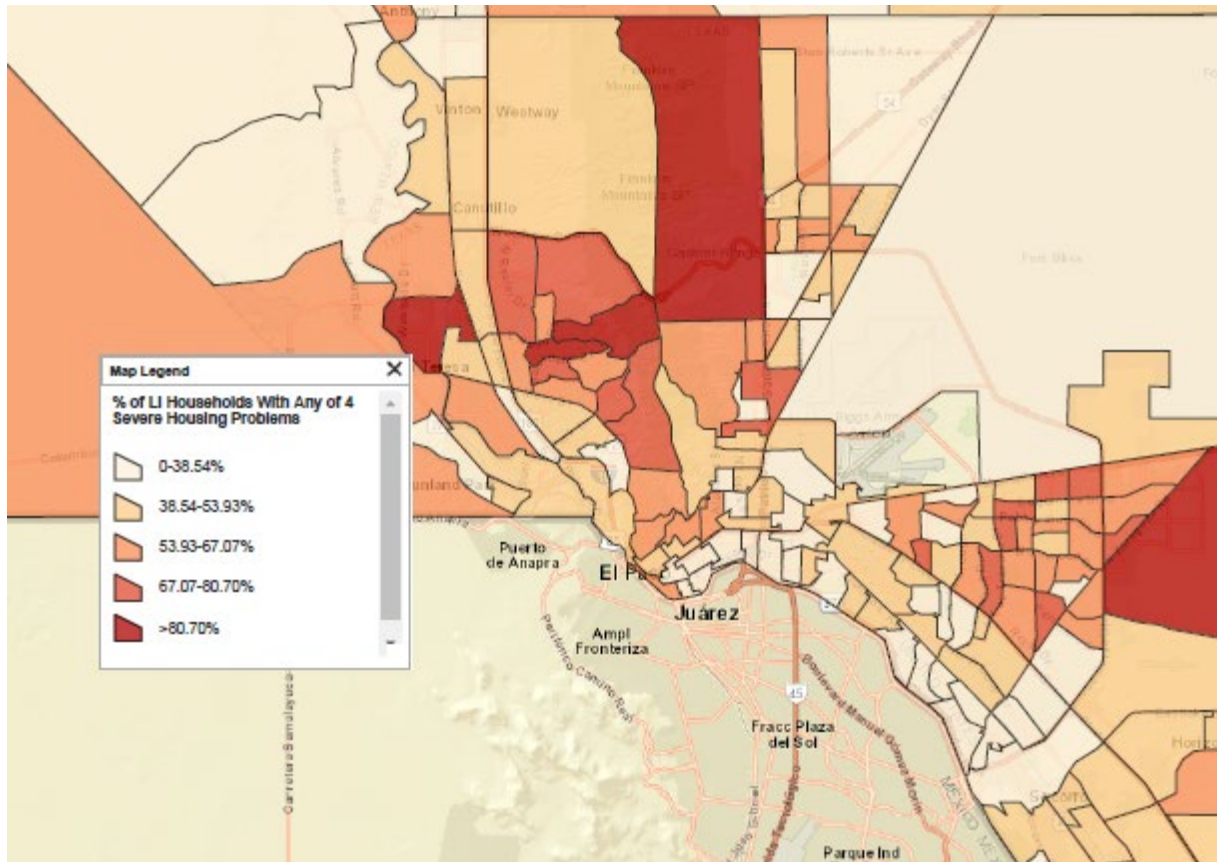
Concentration is defined as 70% of households in any census tract, with extreme low, low and moderate income, having at least one of the housing problems listed above. Three concentrated census tracts are located in far West El Paso and three in Far East El Paso.

Map 1. Extremely Low Income and at least 1 severe housing problem



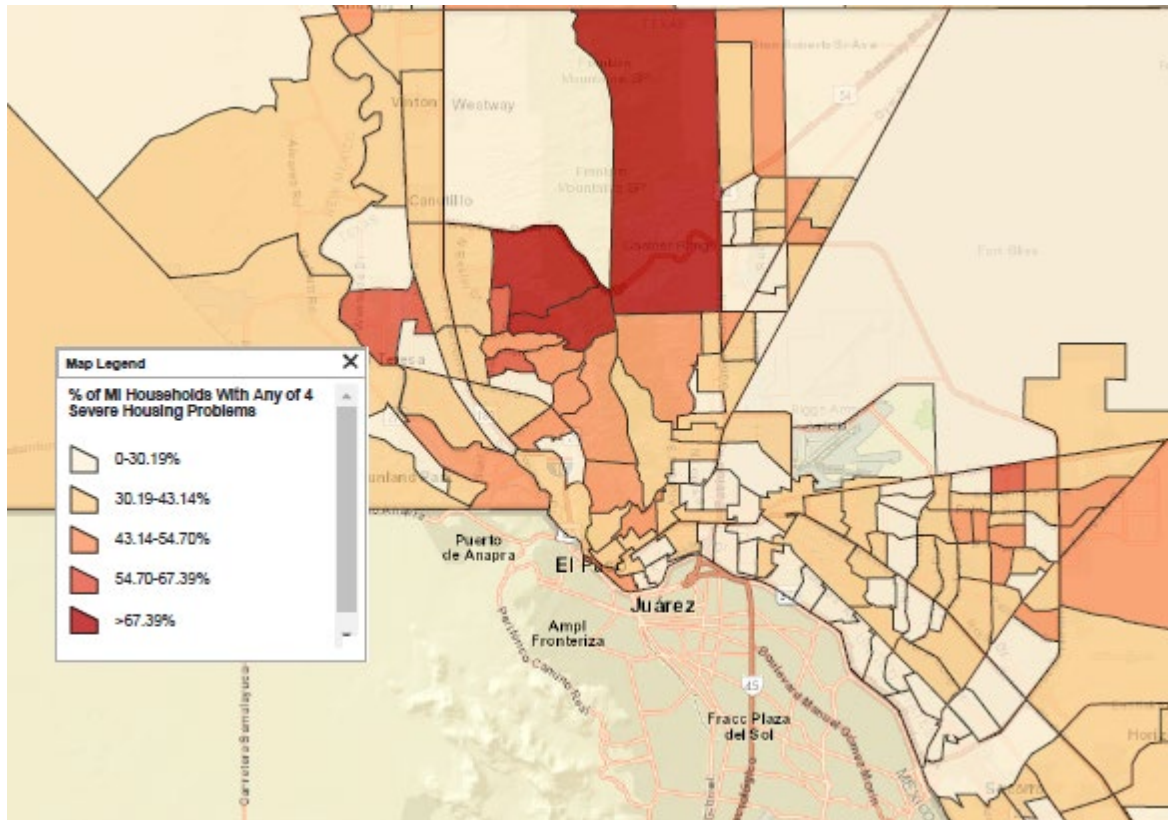
Map 1, above, shows areas where extremely low-income households experience at least one severe housing problem. The areas where more than 70% of the extremely low-income population is experiencing housing problems are shaded in the darkest two colors. From the map, it is evident that throughout El Paso, our extremely low-income households are challenged with cost burden, overcrowding, and a lack of basic facilities.

Map 2. Low Income and at least 1 severe housing problem



Map 2, above, shows areas where low-income households experience at least one severe housing problem. The areas where more than 70% of the low-income population is experiencing housing problems are shaded in the darkest two colors. This map is very similar to Map 1 and shows that throughout El Paso, though to a lesser degree than extremely low-income households, our low-income households are also challenged with cost burden, overcrowding, and a lack of basic facilities.

Map 3. Moderate Income and at least 1 severe housing problem



Map 3, above, shows areas where moderate-income households experience at least one severe housing problem. The areas where more than 70% of the moderate-income population is experiencing housing problems are shaded in the darkest color. Here, we see that there are very few moderate-income households experiencing severe housing problems. Only a small area in the “Northeast” area of town that is relatively uninhabited, except for a portion of the North Hills subdivision, shows a concentration of moderate-income households experiencing housing problems. This is surprising as the North Hills subdivision is perceived as one of the more affluent areas of the Northeast. It is likely that there is a smaller population of moderate-income households in that subdivision, but that smaller population is housing cost burdened.

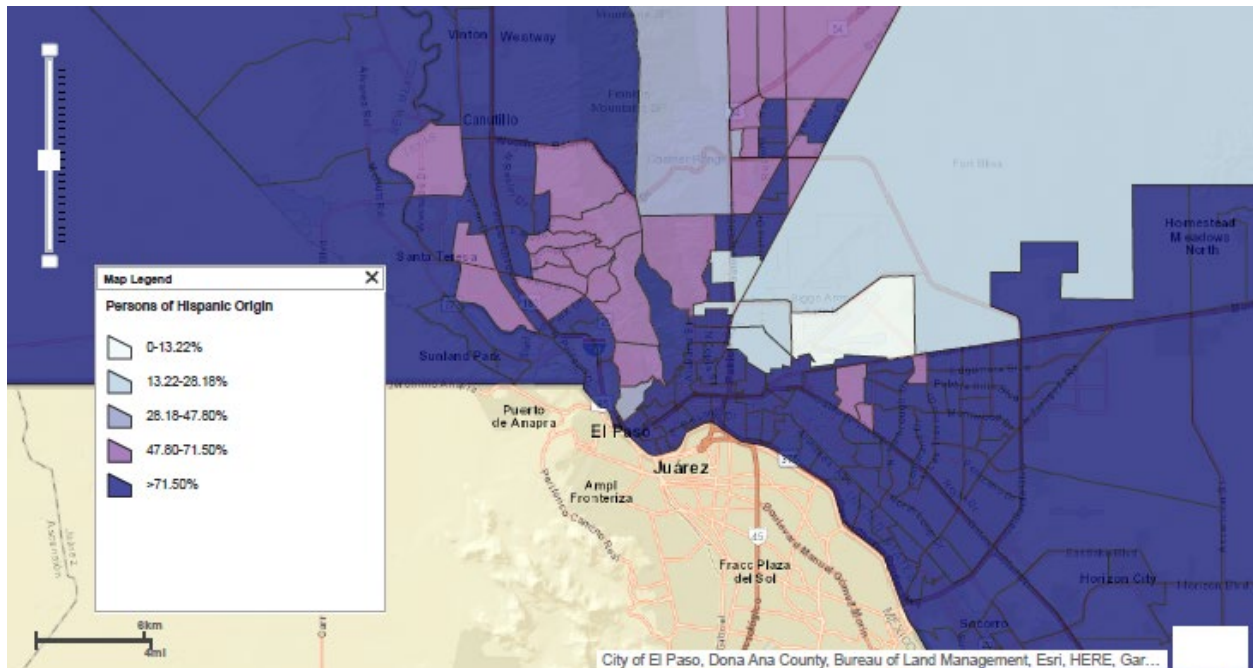
There is a very similar situation in an area of the Westside of town, where moderate-income households are experiencing severe housing problems. This area abuts the Franklin Mountain State Park and is mostly new development. Because of the more recent development in this area, it is unlikely that there are issues with basic facilities. Instead housing cost burden for moderate-income households is likely high in this area.

Are there any areas in the jurisdiction where racial or ethnic minorities or low-income families are concentrated? (include a definition of "concentration")

Concentration, for the purposes of this section of the plan means an area with more than 50% ethnic minority population, or 50% low-moderate income.

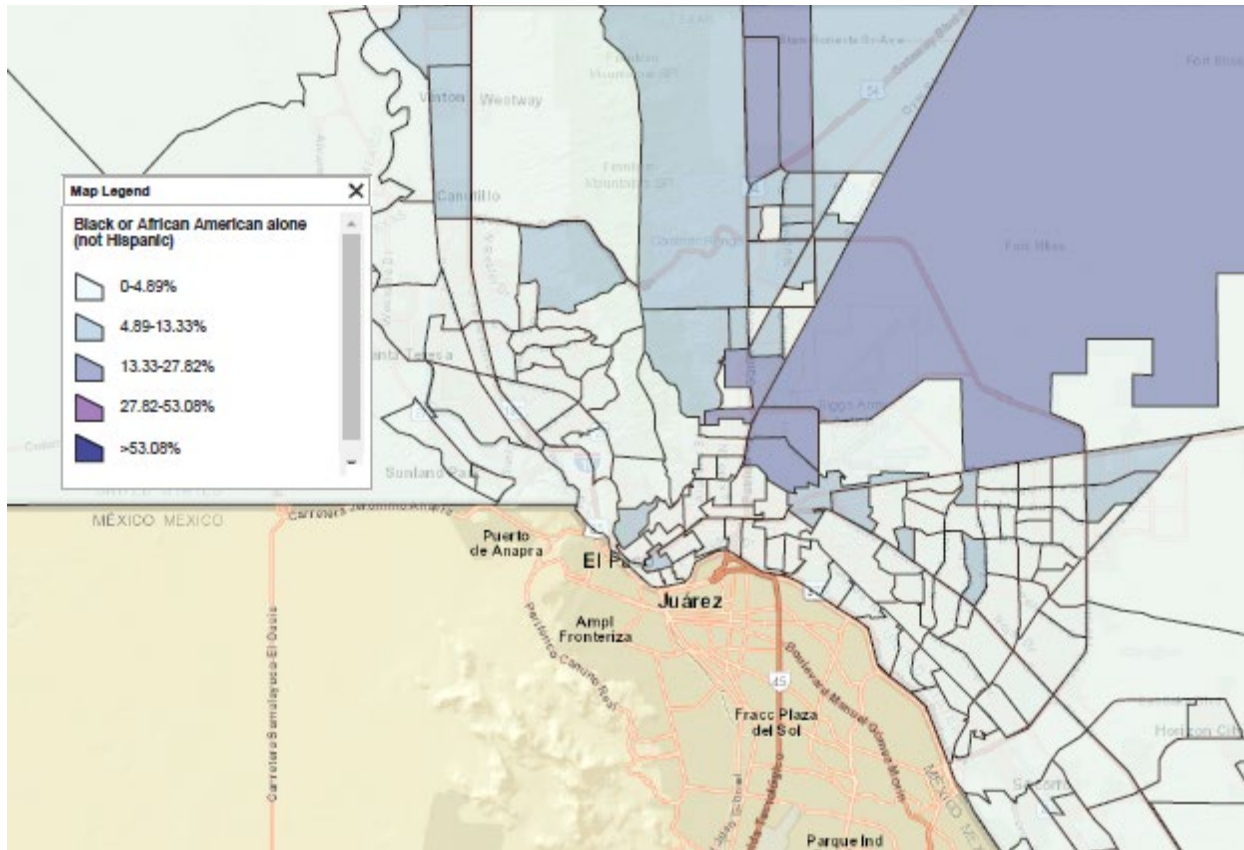
El Paso is a majority-minority population City with over 80% of the population being Hispanic. This explains the very high concentrations of Hispanic households throughout the community. The only light area, containing less than 13% Hispanic persons, is close to the airport in an industrial area with very little residential land use.

Map 4. Concentration of Hispanic Population



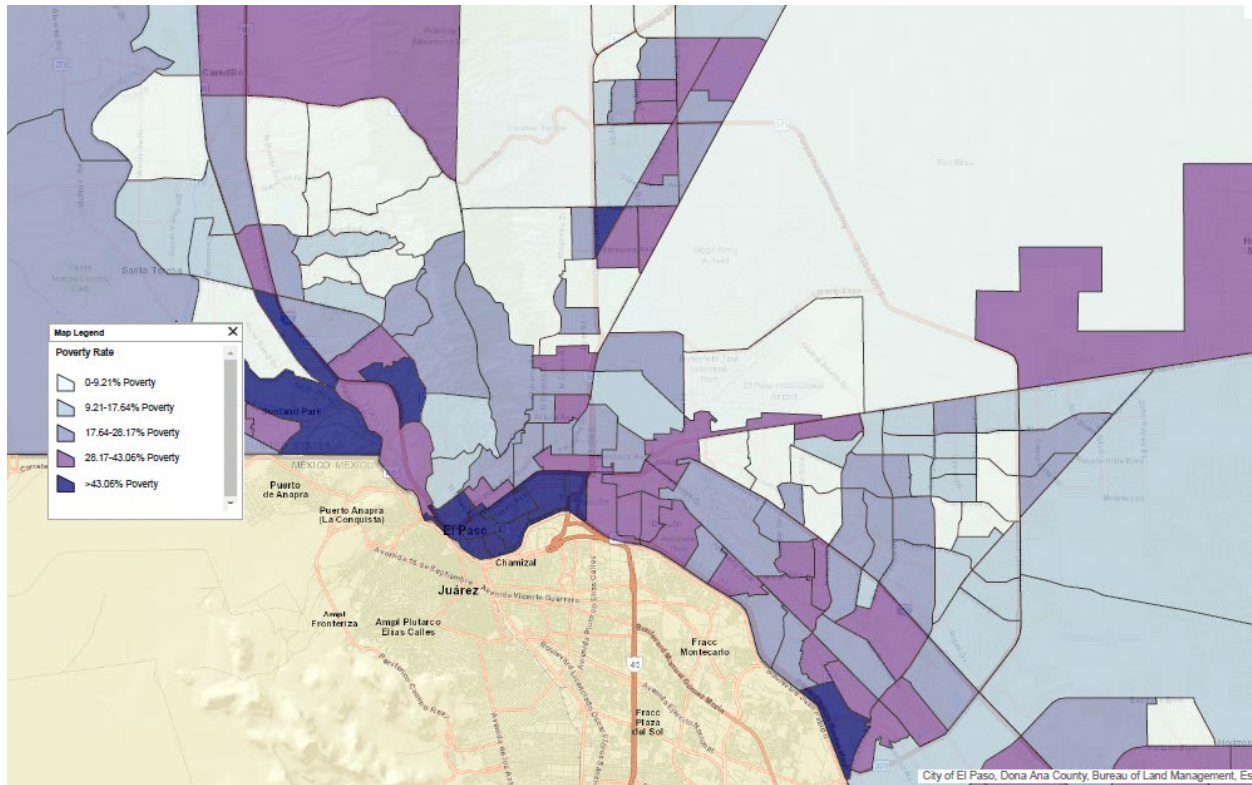
Map 4 indicates the concentration, greater than 70%, of extremely low, low and moderate income households. Concentrations are Census Tracts in excess of 70% low income households being primarily in Central El Paso and along the Texas and Mexico border. There are also 70% concentrated Census Tracts in far West El Paso and in far East El Paso.

Map 5. Concentration of African American Population



Map 5 shows that there are no areas of the city with a high concentration of African Americans, as defined in this section. No area has an African American population concentration greater than 28%.

Map 6. Concentration of Poverty



Map 6 shows the concentration of poverty in El Paso. The darkest areas have the highest concentrations of poverty, above 43%. The next lighter shade shows areas with poverty concentration between 28% and 43%. This shows that poverty is widespread across El Paso, with several exceptions for areas in the Eastside and Westside of the city. The areas of highest concentrations of poverty are in the south-central area of town, the far Mission Valley, and a couple of areas in the Westside and Northeast.

What are the characteristics of the market in these areas/neighborhoods?

The area on the Westside of town with high poverty concentration is in the midst of significant economic and housing investment. A large, upscale multifamily residential/commercial mixed use development, Montecillo, opened several years ago along with the city's first and only Alamo Draft House movie theater, an i-Fly simulated skydiving facility, and a Top Golf are also recent additions to this area. These amenities have made this area a very desirable place to live, which will likely increased valuations and further cost burden households living in poverty because of increased property tax bills.

The neighborhood in the Northeast known as the Angel's Triangle or the Devil's Triangle, depending on who you ask, has a poverty rate of 59.65%, with a median household income of \$19,554, and unemployment rate of 16.28% (prior to COVID-19), and 47.55% of households that are housing cost burdened. The Housing Authority is exploring financing options to rehabilitate several public housing complexes in the area and recent commercial expansion includes new restaurants and a Walmart Market. Project Vida, a registered CHDO with the City, recently opened a new multi-family affordable housing development in the area as well.

The area in the Mission Valley with high poverty concentration lies along the U.S.-Mexico Border and is home to the Zaragosa International Bridge. This area has a poverty rate of 59.25%, median household income of \$18,767, a pre-COVID unemployment rate of 19.83%, and 35.71% of households are cost burdened.

The largest area of poverty concentration includes a number of census tracts ranging in poverty levels from 44% to 69%, median income is as low as \$12,637, and pre-COVID unemployment is as high as 15.41%. This area includes El Paso's Downtown, as well as the Chamizal Neighborhood, Segundo Barrio, and Uptown. All of these areas have housing cost burden in the range of 35%-40%.

All of this area is covered in the Priority Housing Areas adopted by City Council. Small Area Plans are being developed for different sections of this area to target housing investment that is sensitive to the unique characteristics of the various neighborhoods. There is an existing concentration of affordable housing in this area as well that is near numerous commercial stores, grocery stores, food establishments, a major transportation hub, government offices, various entertainment venues, libraries, schools, clinics, and churches as well as 2 major foot and/or vehicle bridges into Juarez, Mexico.

Are there any community assets in these areas/neighborhoods?

Each of the areas identified above have community assets that can be leveraged to improve the quality of life for residents. The Angel's/Devil's Triangle has several affordable housing developments, a City Recreation Center and a City Senior Center. The Westside area is seeing significant private investment. The Mission Valley Area has several public and private affordable housing developments and is very close to the Food Bank serving El Paso. The South Central area is primed for significant housing investment under the Regional Housing Plan and the upcoming, targeted housing investment in Priority Housing Areas.

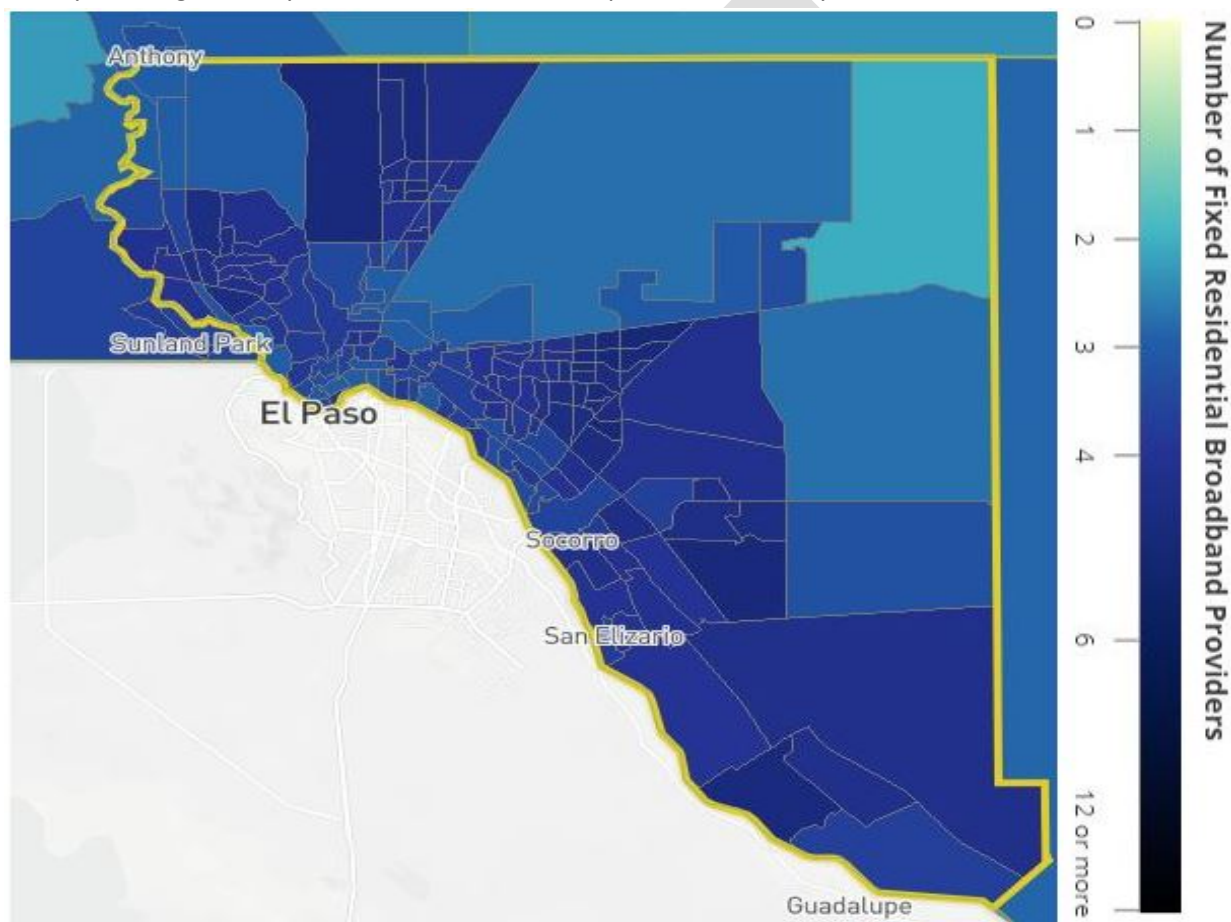
Are there other strategic opportunities in any of these areas?

See above

MA-60 Broadband Needs of Housing occupied by Low- and Moderate-Income Households - 91.210(a)(4), 91.310(a)(2)

Describe the need for broadband wiring and connections for households, including low- and moderate-income households and neighborhoods.

According to 2018 American Community Survey five-year estimates, a total of 67,619 or 25.4% of local households did not have a broadband subscription. In addition, the Department of Community and Human Development made a thorough analysis of the amount of internet providers that are available to the public in different areas of the county using broadband provider data published by the Federal Communications Commission. It was determined that individuals living in the Northeast area of the county have significantly less access to broadband providers than any other residents.

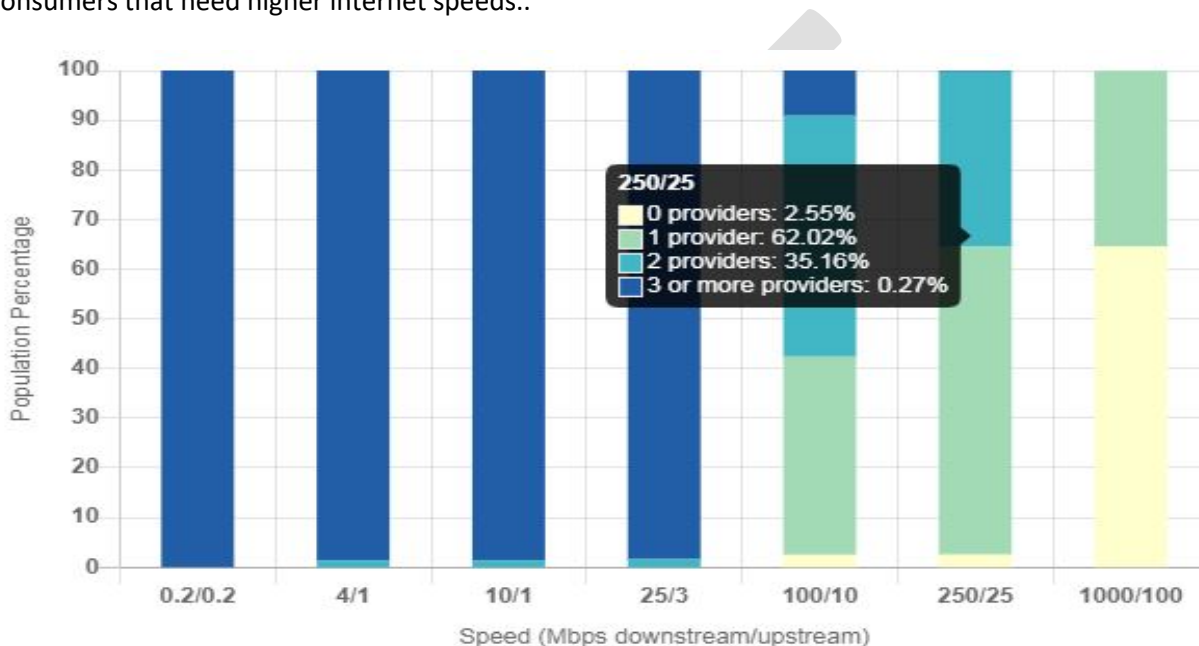


Data Source: Federal Communications Commission – Fixed Broadband Deployment

Interestingly, areas in the county with a substantial amount of low-income and moderate-income households have access to more than three broadband providers, unlike the Northeast part of the county that only has access to two broadband providers. However, there is a total of 38,933 low-income and moderate-income households that spend more than 30% of their income on housing. Therefore, it is much harder or simply not possible for these households to be able to carry the burden of broadband subscriptions.

Describe the need for increased competition by having more than one broadband Internet service provider serve the jurisdiction.

About 98.41% of the local population has access to three or more providers that provide the conventional internet speed of 25/3 Mbps. However, the margin extremely shifts when taking into account faster internet speeds such as 100/10 Mbps and 250/25 Mbps. About 0.27% of the population has access to three or more providers that offer 250/25Mbps, 35.16% to two providers, 62.02% to one provider, and 2.55% to no providers. The lack of competition between providers that offer higher internet speeds gives a price advantage to the few providers that do and a huge price disadvantage to consumers that need higher internet speeds..



Data Source: Federal Communications Commission – Fixed Broadband Deployment

MA-65 Hazard Mitigation - 91.210(a)(5), 91.310(a)(3)

Describe the jurisdiction's increased natural hazard risks associated with climate change.

The City of El Paso has identified three natural hazard risks in its El Paso Resilient Strategy, all of which are associated with climate change and pose a serious risk to the local population:

1. **Extreme heat:** El Paso is expected to presence an increase of triple digit temperatures days due to increasing greenhouse emissions and the progression of global warming.
2. **Drought:** Water scarcity is progressing to become a constant occurrence in the region, causing water levels in the Rio Grande (a major water source) to drop. This in turn pushes local water utilities to increase pumping from groundwater sources, deeming all water sources unreliable.
3. **Flash Flooding:** Flash flooding is usual in desert environments, especially in low elevation areas. However, an increase in prevalence and severity has resulted in serious flash floods in El Paso.

Within the last two decades, El Paso suffered from two of the most severe shocks in recent community memory. In 2006, the city received the equivalent of two years annual rainfall over the course of just a few days. The ensuing flood was more than city systems were designed to handle at that time. The damage to both public and private property was in excess of \$700 million, not to mention the cost of redesigning stormwater infrastructure for a city of 256 square miles in land area.

In 2011, just as the community was beginning to recover from the flooding, the city was hit by a severe freeze. Temperatures in our desert city plummeted in excess of 20° F below anticipated lows. The community was not sufficiently prepared for the impact of such an event. The freeze caused infrastructure failure at both the residential and city scale, leaving many residents without power or access to water for several days.

In both of these cases, our community was not as resilient as we had hoped to be. Infrastructure failures across the city caused widespread damage with an alarmingly disproportionate impact on our most vulnerable residents. When analyzing our resilience in retrospect, it becomes evident that the severity of these events was a direct function of the chronic stresses present in our community rather than a function of the actual severity of the climatic event. It is the significant number of chronic stresses that continue to decrease our capacity to be adequately responsive not only to crisis events, but also affects our capacity to flourish socially or economically.

To develop El Paso's climate risk profile, the City of El Paso reviewed the city's most recent hazard mitigation report and inputs from a perceptions exercise. Findings showed that El Paso faces relatively limited risk from climate related shocks due to minimal probability of extreme level events. When placed in the context of other cities which face the impacts of sea level rise, hurricanes, tornadoes and earthquakes, El Paso can be said to have a relatively stable climate. Risks posed by nature are frequently predictable and manageable under ideal circumstances. It is the previously identified chronic stresses that limit our capacity to respond to even medium level shocks that present the greatest risk to our community.

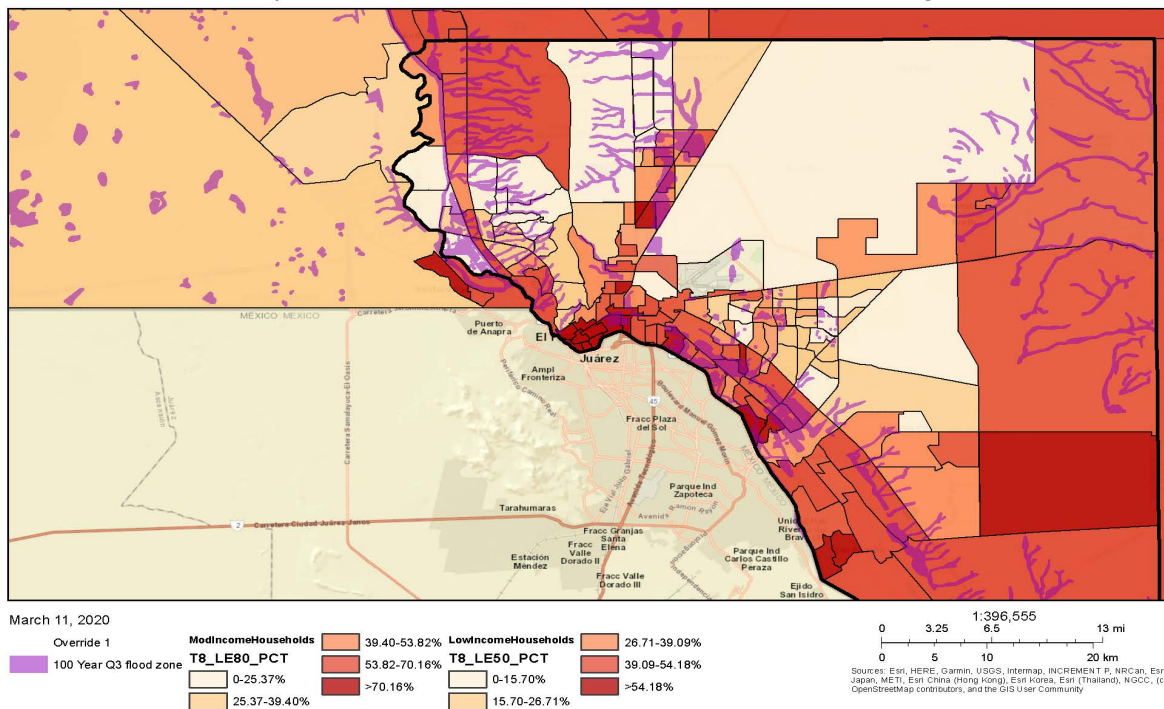
Extreme climatic conditions in El Paso are defined by rapid changes to environmental conditions often occurring with great force over a condensed time frame. Shocks most relevant in our city include extreme heat, flash flooding, drought and sudden freezing conditions - in short, the effects of living in a desert environment.

Describe the vulnerability to these risks of housing occupied by low- and moderate-income households based on an analysis of data, findings, and methods.

According to the FEMA Flood Zone Designations, a 100-Year Floodplain is an area “with a 1% or greater chance of shallow flooding each year, usually in the form of sheet flow, with an average depth ranging from 1 to 3 feet.” Local 100-Year Flood Zones are often located in areas with high concentrations of moderate-income and low-income households. As stated previously in the document, many moderate-income and low-income households do not have the financial means to afford flood insurance and provide repairs for their households.

The risk of extreme heat presents itself as a danger when HVAC systems break down. The City is actively working to create an emergency repair program for these types of issues that will allow for fast resolution for low and moderate income households.

CPD Maps - Consolidated Plan and Continuum of Care Planning Tool



Strategic Plan

SP-05 Overview

Strategic Plan Overview

The strategic plan of the City of El Paso's 2020-2025 Consolidated Plan must describe how the jurisdiction intends to provide new or improved availability, affordability, and sustainability of decent housing, a suitable living environment, and expanded economic opportunities, primarily for extremely low-, low-income, and moderate-income residents of El Paso. These three focus areas are the national objectives of the U.S. Department of Housing and Urban Development (HUD). The formula for allocating entitlement grants covered in this plan enable the funding of specific activities and projects to address the national objectives. The City will address these national objectives by focusing on three main issues: 1) Housing, 2) Homelessness, and 3) Financial Empowerment.

SP-10 Geographic Priorities – 91.215 (a)(1)

Geographic Area

Table 48 - Geographic Priority Areas

1	Area Name:	City Representative District 1
	Area Type:	Local Target area
	Other Target Area Description:	
	HUD Approval Date:	
	% of Low/ Mod:	
	Revital Type:	Other
	Other Revital Description:	
	Identify the neighborhood boundaries for this target area.	
	Include specific housing and commercial characteristics of this target area.	
	How did your consultation and citizen participation process help you to identify this neighborhood as a target area?	
	Identify the needs in this target area.	
	What are the opportunities for improvement in this target area?	
	Are there barriers to improvement in this target area?	

2	Area Name:	City Representative District 2
	Area Type:	Local Target area
	Other Target Area Description:	
	HUD Approval Date:	
	% of Low/ Mod:	
	Revital Type:	Other
	Other Revital Description:	
	Identify the neighborhood boundaries for this target area.	
	Include specific housing and commercial characteristics of this target area.	
	How did your consultation and citizen participation process help you to identify this neighborhood as a target area?	
	Identify the needs in this target area.	
	What are the opportunities for improvement in this target area?	
	Are there barriers to improvement in this target area?	
3	Area Name:	City Representative District 3
	Area Type:	Local Target area
	Other Target Area Description:	
	HUD Approval Date:	
	% of Low/ Mod:	
	Revital Type:	Other
	Other Revital Description:	
	Identify the neighborhood boundaries for this target area.	
	Include specific housing and commercial characteristics of this target area.	
	How did your consultation and citizen participation process help you to identify this neighborhood as a target area?	
	Identify the needs in this target area.	
	What are the opportunities for improvement in this target area?	
	Are there barriers to improvement in this target area?	

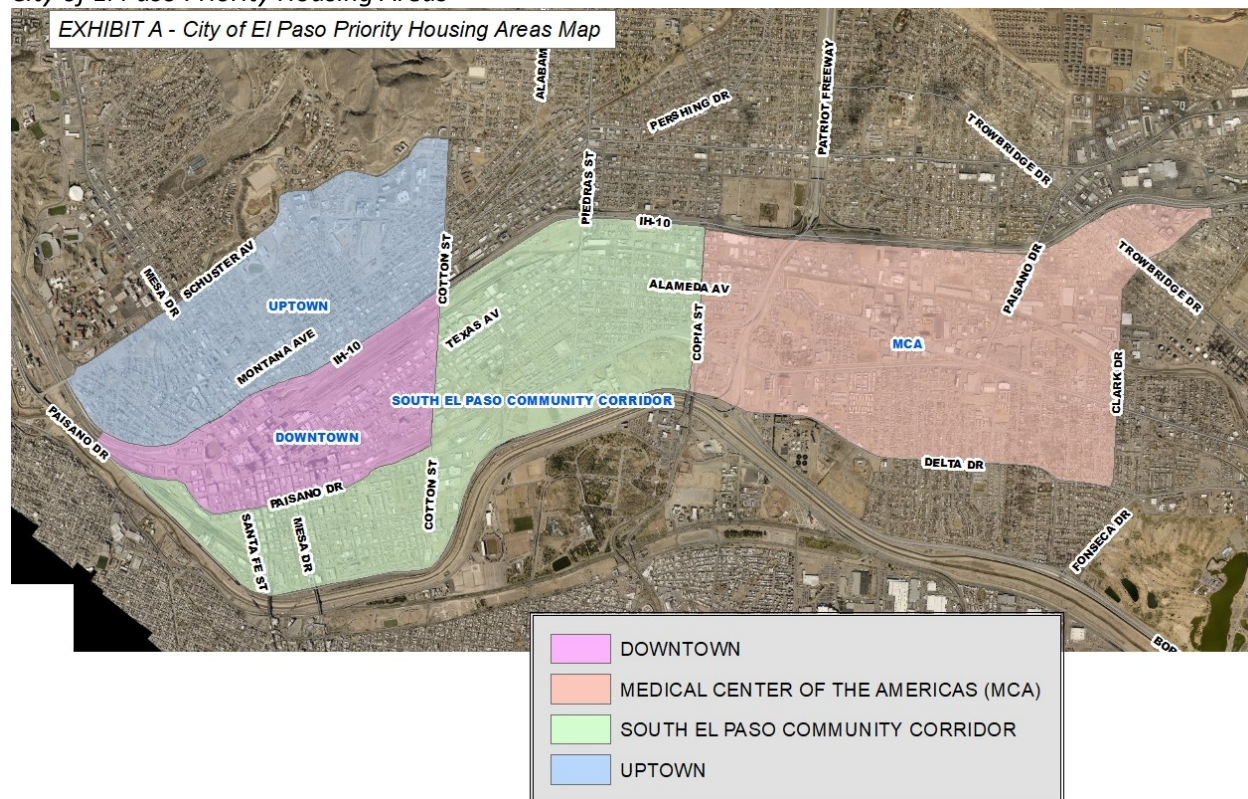
4	Area Name:	City Representative District 4
	Area Type:	Local Target area
	Other Target Area Description:	
	HUD Approval Date:	
	% of Low/ Mod:	
	Revital Type:	Other
	Other Revital Description:	
	Identify the neighborhood boundaries for this target area.	
	Include specific housing and commercial characteristics of this target area.	
	How did your consultation and citizen participation process help you to identify this neighborhood as a target area?	
	Identify the needs in this target area.	
	What are the opportunities for improvement in this target area?	
	Are there barriers to improvement in this target area?	
5	Area Name:	City Representative District 5
	Area Type:	Local Target area
	Other Target Area Description:	
	HUD Approval Date:	
	% of Low/ Mod:	
	Revital Type:	Other
	Other Revital Description:	
	Identify the neighborhood boundaries for this target area.	
	Include specific housing and commercial characteristics of this target area.	
	How did your consultation and citizen participation process help you to identify this neighborhood as a target area?	
	Identify the needs in this target area.	
	What are the opportunities for improvement in this target area?	
	Are there barriers to improvement in this target area?	

6	Area Name:	City Representative District 6
	Area Type:	Local Target area
	Other Target Area Description:	
	HUD Approval Date:	
	% of Low/ Mod:	
	Revital Type:	Other
	Other Revital Description:	
	Identify the neighborhood boundaries for this target area.	
	Include specific housing and commercial characteristics of this target area.	
	How did your consultation and citizen participation process help you to identify this neighborhood as a target area?	
	Identify the needs in this target area.	
	What are the opportunities for improvement in this target area?	
	Are there barriers to improvement in this target area?	
7	Area Name:	City Representative District 7
	Area Type:	Local Target area
	Other Target Area Description:	
	HUD Approval Date:	
	% of Low/ Mod:	
	Revital Type:	Other
	Other Revital Description:	
	Identify the neighborhood boundaries for this target area.	
	Include specific housing and commercial characteristics of this target area.	
	How did your consultation and citizen participation process help you to identify this neighborhood as a target area?	
	Identify the needs in this target area.	
	What are the opportunities for improvement in this target area?	
	Are there barriers to improvement in this target area?	

8	Area Name:	City Representative District 8
	Area Type:	Local Target area
	Other Target Area Description:	
	HUD Approval Date:	
	% of Low/ Mod:	
	Revital Type:	Other
	Other Revital Description:	
	Identify the neighborhood boundaries for this target area.	
	Include specific housing and commercial characteristics of this target area.	
	How did your consultation and citizen participation process help you to identify this neighborhood as a target area?	
	Identify the needs in this target area.	
	What are the opportunities for improvement in this target area?	
	Are there barriers to improvement in this target area?	
9	Area Name:	Citywide
	Area Type:	Local Target area
	Other Target Area Description:	
	HUD Approval Date:	
	% of Low/ Mod:	
	Revital Type:	Other
	Other Revital Description:	Public Services
	Identify the neighborhood boundaries for this target area.	
	Include specific housing and commercial characteristics of this target area.	
	How did your consultation and citizen participation process help you to identify this neighborhood as a target area?	
	Identify the needs in this target area.	
	What are the opportunities for improvement in this target area?	
	Are there barriers to improvement in this target area?	

10	Area Name:	Priority Housing Areas
	Area Type:	Local Target area
	Other Target Area Description:	
	HUD Approval Date:	
	% of Low/ Mod:	
	Revital Type:	Housing
	Other Revital Description:	
	Identify the neighborhood boundaries for this target area.	
	Include specific housing and commercial characteristics of this target area.	
	How did your consultation and citizen participation process help you to identify this neighborhood as a target area?	
	Identify the needs in this target area.	
	What are the opportunities for improvement in this target area?	
	Are there barriers to improvement in this target area?	

City of El Paso Priority Housing Areas



General Allocation Priorities

Describe the basis for allocating investments geographically within the jurisdiction (or within the EMSA for HOPWA)

The City of El Paso is the Responsible Entity and has limited the use of Federal funds to within its sphere of authority which is the city limits of the City of El Paso. At the request of the City Council, Federal funds have been and will continue to be targeted to specific areas within the City of El Paso. There are eight City Representative Districts established by the State of Texas. Since the final targeting year of two HUD-designated Neighborhood Revitalization Strategy Areas, two representative districts are targeted for each pertinent program year. A representative district with a high level of low- and moderate- income areas is paired with a representative district with fewer low- and moderate-income areas; i.e. neighborhoods with at least 51% of the population in the low- and moderate- income bracket. It is hoped that this targeting will have a greater impact than funding projects throughout the jurisdiction. The aforementioned targeting pattern began two years prior to the 2020-2025 Consolidated Plan in program year 2018 and three years henceforth this plan will follow the pattern. This targeting approach does not impact public services. HOPWA continues to provide services within the Extended Metropolitan Service Area, but concentrates its funding to residents of the City of El Paso.

SP-25 Priority Needs - 91.215(a)(2)**Priority Needs****Table 2 – Priority Needs Summary**

1	Priority Need Name	DH 3.1 Tenant Based Rental Assistance/ Homeless Prevention
	Priority Level	High
	Population	Extremely Low Low Moderate Individuals Families with Children veterans Unaccompanied Youth
	Geographic Areas Affected	Citywide
	Associated Goals	DH 3.1 Tenant Based Rental Assistance/ Homeless Prevention
	Description	Rental assistance for individuals and families at-risk of becoming homeless.
	Basis for Relative Priority	Census data shows housing cost burden to be a significant challenge in El Paso. A 2018 Regional Housing Assessment indicated a growing shortage of affordable rental housing for low/moderate income renters. Rental assistance when combined with financial empowerment services will reduce the risk of El Pasoans becoming homeless.
2	Priority Need Name	DH 3.2 Rapid Rehousing
	Priority Level	High
	Population	Extremely Low Low Individuals Families with Children veterans Persons with HIV/AIDS Victims of Domestic Violence Unaccompanied Youth

	Geographic Areas Affected	Citywide
	Associated Goals	DH 3.2 Rapid Rehousing
	Description	For El Pasoans experiencing homelessness rapid rehousing in conjunction with case management will ensure that the experience of homelessness is brief and non-recurring.
	Basis for Relative Priority	In light of the COVID-19 pandemic and the resulting economic crisis homelessness is expected to increase over the next several years. Rapid rehousing will ensure that the experience of homelessness is brief and non-recurring in El Paso.
3	Priority Need Name	DH 2.1 Housing Rehabilitation Assistance
	Priority Level	High
	Population	Extremely Low Low Moderate
	Geographic Areas Affected	Citywide Priority Housing Areas
	Associated Goals	DH 2.1 Housing Rehabilitation Assistance
	Description	Address the need for affordable decent housing through housing rehabilitation assistance for low/moderate income owner occupied households. Programs include: Single Family Owner Occupied Rehabilitation, Reconstruction, Minor Repair, Emergency Repair and Residential Sewer Connection.
	Basis for Relative Priority	El Paso's affordable single family housing stock is aging, particularly in the central area of town where City Council has identified several priority housing areas. Rehabilitation of these homes will provide a sustainable level of affordable housing choice in El Paso's core neighborhoods.
4	Priority Need Name	DH 2.2 Rental Housing by Developers
	Priority Level	High
	Population	Extremely Low Low Moderate Large Families

		Families with Children Elderly
	Geographic Areas Affected	Citywide Priority Housing Areas
	Associated Goals	DH 2.2 Rental Housing Rehab by Developers
	Description	Address the need for affordable rental housing by offering loan and loan/forgivable loan combinations for the acquisition with construction, rehabilitation or reconstruction of affordable rental housing units by non-profit and for-profit agencies.
	Basis for Relative Priority	The El Paso Regional Housing Plan identifies a growing gap in affordable rental units for individuals at 60% AMI and below. Additional affordable units are required in order to prevent a future housing affordability crisis in El Paso.
5	Priority Need Name	DH 2.3 Rental Housing by CHDOs
	Priority Level	High
	Population	Extremely Low Low Moderate
	Geographic Areas Affected	Citywide Priority Housing Areas
	Associated Goals	DH 2.3 New Housing Construction by CHDOs
	Description	Address the need for affordable decent rental housing units through the construction, rehabilitation or reconstruction of multi-family housing units by Community Housing Development Organizations (CHDOs).
	Basis for Relative Priority	The 2018 Regional Housing Assessment illustrated a need for increased affordable rental units particularly for households at 60% AMI or below.
6	Priority Need Name	DH 3.3 First Time Homebuyer Assistance
	Priority Level	Low

	Population	Low Moderate Large Families Families with Children Public Housing Residents Persons with Mental Disabilities Persons with Physical Disabilities Persons with Developmental Disabilities Persons with Alcohol or Other Addictions Persons with HIV/AIDS and their Families Victims of Domestic Violence
	Geographic Areas Affected	Citywide
	Associated Goals	DH 3.3 First Time Homebuyer Assistance
	Description	Leverage HOME funds to assist families with down payment assistance.
	Basis for Relative Priority	Expanding the city's stock of affordable rental housing includes transitioning moderate-income households into homeownership opportunities, once they are financially prepared to do so. Still, there is a challenge in El Paso for many low and moderate-income households in terms of household debt structure and their ability to qualify for a mortgage. Financial empowerment programs and services are a high priority in this Con Plan for that reason. While FTHB programs are a priority, until more El Pasoans are financially prepared to utilize a First Time Homebuyer Program, this will remain a lower priority than other housing programs.
7	Priority Need Name	DH 1.1 First Time Homebuyer Counseling & Education
	Priority Level	Low
	Population	Extremely Low Low Large Families Families with Children Public Housing Residents Persons with Mental Disabilities Persons with Developmental Disabilities Persons with HIV/AIDS and their Families Victims of Domestic Violence

	Geographic Areas Affected	Citywide
	Associated Goals	DH 1.1 First Time Homebuyer Counseling & Education
	Description	First Time Homebuyer Counseling is a homebuyer educational training program provided by a HUD-approved counseling agency for clients who desire to participate in the City's First Time Homebuyers Program, funded through the HOME Investment Partnership program, which assists low- and moderate-income individuals and families in achieving their goal of homeownership. Homebuyer education classes include preparing for homeownership, available financing, credit analysis, loan closing, homeownership responsibilities, home maintenance, and loan servicing.
	Basis for Relative Priority	This ongoing program directly ties in to client eligibility for the City's First Time Homebuyer Program. The El Paso Regional Housing Assessment showed a decrease in homeownership in El Paso, with lower income households representing the greatest decrease.
8	Priority Need Name	DH 1.2 Fair Housing Education
	Priority Level	Low
	Population	Extremely Low Low Moderate Individuals Families with Children Persons with HIV/AIDS Victims of Domestic Violence
	Geographic Areas Affected	Citywide
	Associated Goals	DH 1.2 Fair Housing Education
	Description	Assist fair Housing Officer and Fair Housing Task Force in researching and addressing impediments to fair housing choice; provide education and outreach presentations and materials to increase understanding of people's rights; provide counseling to individuals who believe they have been discriminated against; and assist individuals who want to file a complaint.

	Basis for Relative Priority	This ongoing effort is currently successful and will continue through the period covered under this Consolidated Plan.
9	Priority Need Name	DH 1.3 HOPWA Support Services
	Priority Level	Low
	Population	Persons with HIV/AIDS and their Families
	Geographic Areas Affected	Citywide
	Associated Goals	DH 1.3 HOPWA Support Services
	Description	To provide support services for persons living with HIV/AIDS in conjunction with tenant based rental assistance (TBRA).
	Basis for Relative Priority	Wraparound service, including case management are critical to the success of rental assistance programs, particularly for individuals living with HIV/AIDS, as accessing services can be a challenge for this population.
10	Priority Need Name	SL 1.1 Homeless, Emergency Shelter and Housing
	Priority Level	High
	Population	Extremely Low Low Chronic Homelessness Individuals Families with Children Mentally Ill Chronic Substance Abuse Victims of Domestic Violence
	Geographic Areas Affected	Citywide
	Associated Goals	SL 1.1 Homeless, Emergency Shelter and Housing
	Description	Service Category to provide safety services including emergency shelter, transitional housing, special needs housing and supportive services for basic needs such as food, transportation, health care and other needs that lead to self-sustainability.
	Basis for Relative Priority	El Paso is directing significant resources to reach functional zero homelessness for both its veteran and chronic homeless populations. Until that goal is achieved, ensuring that the most

		vulnerable El Pasoans are meeting their basic needs and transitioning to a permanent housing solution is our community's moral responsibility.
11	Priority Need Name	SL 1.2 Street Outreach
	Priority Level	High
	Population	Chronic Homelessness Children and Families Victims of Domestic Violence Mentally Ill Chronic Substance Abuse
	Geographic Areas Affected	Citywide
	Associated Goals	SL 1.2 Street Outreach
	Description	Providing essential services necessary to reach out to unsheltered homeless people, connect them with emergency shelter, housing, or critical services; and provide urgent, non-facility based care to unsheltered homeless people who are unwilling or unable to access emergency shelter, housing, or an appropriate health facility.
	Basis for Relative Priority	The current economic crisis resulting from the COVID-19 pandemic is likely to increase homelessness in the coming years. Serving El Paso's unsheltered homeless population is a public health priority for the City.
12	Priority Need Name	SL 1.3 Mental and Medical Health Services
	Priority Level	High
	Population	Extremely Low Low Large Families Families with Children Elderly

		<p>Individuals</p> <p>Mentally Ill</p> <p>Persons with Physical Disabilities</p> <p>Persons with Developmental Disabilities</p> <p>Persons with Alcohol or Other Addictions</p>
	Geographic Areas Affected	Citywide
	Associated Goals	SL 1.3 Mental and Medical Health Services
	Description	Public Services activities funded under the Mental and Medical Health Services Collaborative to provide improved access to a suitable living environment by the provision of a comprehensive range of mental and medical health services such as primary, preventive, acute, restorative, chronic and end of life services.
	Basis for Relative Priority	<p>The community has endured a number of significant crises in the past year that have increased the need for mental health services. The recent migrant influx, mass shooting and COVID-19 have all been significant mental/emotional shocks to the community. As such, there is now an expanded need for mental health services.</p> <p>Medical health services are also a high priority, as El Paso has a disproportionately large population of uninsured and underinsured households when compared with the rest of the Country.</p>
13	Priority Need Name	SL 1.4 Food Infrastructure and Access
	Priority Level	High
	Population	<p>Extremely Low</p> <p>Low</p> <p>Moderate</p> <p>Large Families</p> <p>Families with Children</p> <p>Elderly</p> <p>Public Housing Residents</p> <p>Persons with Mental Disabilities</p> <p>Persons with Physical Disabilities</p> <p>Persons with Developmental Disabilities</p>

	Geographic Areas Affected	Citywide
	Associated Goals	SL 1.4 Food Infrastructure and Access
	Description	<p>Operation and/or infrastructure of food banks, community kitchens and food pantries directly related to the provision of food to vulnerable populations.</p> <p>Meal delivery services for individuals who have limited access to food, such as homebound elderly, persons with disabilities or other populations requiring quarantine or isolation for public health purposes.</p>
	Basis for Relative Priority	The COVID-19 crisis has exposed critical gaps in the local food distribution system's capacity to meet basic nutritional needs of the community. Access to food was also a top issue expressed by the community in the 2020-2025 Consolidated Plan Survey.
14	Priority Need Name	SL 1.5 Children and Youth Services
	Priority Level	High
	Population	<p>Extremely Low</p> <p>Low</p> <p>Moderate</p> <p>Families with Children</p>
	Geographic Areas Affected	Citywide
	Associated Goals	SL 1.5 Children and Youth Services
	Description	Public Services activities funded under the Children and Youth Collaborative to provide improved access to a suitable living environment by providing a comprehensive range of services for children and youth such as after school programs, specialized services for foster children, court advocacy, and physical and mental health programs.
	Basis for Relative Priority	Services for children and youth have always been a high priority for the El Paso community. The large number of survey respondents indicating a high need for additional programming and support for lower-income households to access youth services supports this. In particular, the need for childcare services for essential workers during the COVID-19 crisis and

		potential future shocks of similar scale, require that high priority be placed on children and youth services.
15	Priority Need Name	SL 2.1 Public Facilities - Homeless Shelters
	Priority Level	High
	Population	Extremely Low Low Moderate Large Families Families with Children Individuals Families with Children veterans Victims of Domestic Violence
	Geographic Areas Affected	Citywide
	Associated Goals	SL 2.1 Public Facilities - Homeless Shelters
	Description	Public facilities improvement projects to provide improved availability/accessibility to a suitable living environment.
	Basis for Relative Priority	The recent migrant influx and COVID-19 pandemic have confirmed that the current facilities for sheltering persons experiencing homelessness are inadequate to absorb spikes in El Paso's homeless population. This poses a public health threat and requires high prioritization.
16	Priority Need Name	SL 2.2 Public Facilities -Mobility Infrastructure
	Priority Level	High
	Population	Extremely Low Low Moderate Large Families Families with Children Elderly Public Housing Residents Non-housing Community Development
	Geographic Areas Affected	Citywide

	Associated Goals	SL 2.2 Public Facilities- Mobility Infrastructure
	Description	Street and sidewalk improvements, including ADA curb cuts, APS, and streetscape shading projects to provide improved availability/accessibility to a suitable living environment.
	Basis for Relative Priority	Aging and absent mobility infrastructure is common in the older, typically lower-income areas of the city. Improving mobility and walkability reinforces the fabric of a neighborhood by connecting residents to each other and to essential goods and services. Streetscape infrastructure should prioritize landscaping elements that reduce pavement heat and provide a more conducive environment for walking, cycling, etc., achieving multiple benefits through thoughtful design.
17	Priority Need Name	SL 2.3 Public Facilities - Neighborhood
	Priority Level	High
	Population	Extremely Low Low Moderate Large Families Families with Children Individuals Families with Children Victims of Domestic Violence Unaccompanied Youth
	Geographic Areas Affected	Citywide
	Associated Goals	SL 2.3 Public Facilities - Neighborhood
	Description	Public facilities improvement projects to provide improved availability/accessibility to a suitable living environment.
	Basis for Relative Priority	The Strategic Plan for the City of El Paso emphasizes access to exceptional recreational, cultural and educational opportunities, both at a neighborhood and citywide scale. Projects under this category will ensure that low and moderate-income families have equal access to those opportunities.
18	Priority Need Name	SL 2.4 Public Facilities - Healthcare

	Priority Level	High
	Population	Extremely Low Low Moderate Large Families Families with Children Elderly Public Housing Residents
	Geographic Areas Affected	Citywide
	Associated Goals	SL 2.4 Public Facilities - Healthcare
	Description	Health facilities public facility improvement projects to provide improved availability/accessibility to a suitable living environment.
	Basis for Relative Priority	Medical health facilities for low and moderate-income populations are a high priority, as El Paso has a disproportionately large population of uninsured and underinsured households when compared with the rest of the Country. That disparity is evermore present in lower income households, and lack of healthcare can lead to decreased employment opportunities that can exacerbate negative health outcomes.
19	Priority Need Name	SL 1.6 Seniors & Person with Disabilities Services
	Priority Level	Low
	Population	Elderly Frail Elderly Persons with Disabilities Person with Developmental Disabilities
	Geographic Areas Affected	Citywide
	Associated Goals	SL 1.6 Seniors & Person with Disabilities Services
	Description	To provide improved access to a suitable living environment by providing a Continuum of Care that includes a comprehensive range of services such as meal programs, adult day care, social activities, and health care services.

	Basis for Relative Priority	While social activities are a priority need for El Paso's aging population, a higher priority is placed on meal programs, adult day care, and healthcare services under this category.
20	Priority Need Name	SL 2.5 Public Facilities - Mental Health
	Priority Level	Low
	Population	Extremely Low Low Moderate Persons with Mental Disabilities
	Geographic Areas Affected	Citywide
	Associated Goals	SL 2.5 Public Facilities - Mental Health
	Description	Mental health facilities public facility improvement projects to provide improved availability/accessibility to a suitable living environment.
	Basis for Relative Priority	The community has endured a number of significant crises in the past year that have increased the need for mental health services. The recent migrant influx, mass shooting and COVID-19 have all been significant mental/emotional shocks to the community. As such, there is now an expanded need for mental health facilities to serve those requiring mental health services.
21	Priority Need Name	SL 2.6 Public Facilities - Parks and Open Space
	Priority Level	Low
	Population	Extremely Low Low Moderate
	Geographic Areas Affected	Citywide
	Associated Goals	SL 2.6 Public Facilities - Parks and Open Space
	Description	Parks and recreational facilities improvement projects to provide improved availability/accessibility to a suitable living environment

	Basis for Relative Priority	The loss of revenues resulting from the economic crisis caused by COVID-19 has significantly decreased the City's ability to operate and maintain existing facilities. It may be 2-3 years into the timeframe covered under this plan before a full, local economic recovery can be expected. As such, new brick and mortar facilities and expansion of existing facilities for indoor recreation are not priorities. Rather, priority is placed on development and expansion of open space recreational areas, allowing for greater opportunities for outdoor recreational activities.
22	Priority Need Name	SL 2.7 Public Facilities for Abused/Neg Children
	Priority Level	High
	Population	Extremely Low Low Moderate Large Families Families with Children Elderly Public Housing Residents Victims of Domestic Violence Non-housing Community Development
	Geographic Areas Affected	Citywide
	Associated Goals	SL 2.7 Public Facilities for Abused/Neg Children
	Description	Abused/neglected children, domestic violence adults, public facility improvement projects to provide improved availability/accessibility to a suitable living environment.
	Basis for Relative Priority	Facilities for abused and neglected children ranked 2nd out of 12 categories in terms of importance in a community-wide service agency survey distributed by the City in preparation of this Consolidated Plan.
23	Priority Need Name	SL 2.8 Public Facilities - Senior Centers
	Priority Level	Low
	Population	Extremely Low Low Moderate Middle

		Elderly Elderly Frail Elderly
	Geographic Areas Affected	Citywide
	Associated Goals	SL 2.8 Public Facilities - Senior Centers
	Description	Senior center public facility improvement projects to provide improved availability/accessibility to a suitable living environment.
	Basis for Relative Priority	A priority is placed on new amenities and expanded access to existing amenities to improve quality of life for seniors. Deferred maintenance and upkeep of aging centers, while important, is not a priority for funding under Entitlement Grants.
24	Priority Need Name	EO 1.1 Financial Empowerment
	Priority Level	High
	Population	Low Moderate
	Geographic Areas Affected	Citywide
	Associated Goals	EO 1.1 Financial Empowerment
	Description	Household financial empowerment through educational services including financial literacy, bankability, credit counseling and credit repair. As well as increased availability and accessibility to economic opportunities through job training.
	Basis for Relative Priority	The recently adopted City of El Paso Financial Empowerment Blueprint emphasizes household economic empowerment. For many El Pasoans issues ranging from the burdens of housing cost and delinquent debt to credit and bankability present significant barriers to accessing opportunity. All of these have a significant impact on residents ability to pay basic costs of living including rent and utilities. Few families are prepared for unpredictable household emergencies or sudden income disruption. Access to credit and credit history are significant indicators of financial health across a community. Only 46% of El Pasoans are classified

		as having healthy credit. In addition, half of El Pasoans are also experiencing delinquent debt.
25	Priority Need Name	EO 1.2 Microenterprise Technical Assistance
	Priority Level	High
	Population	Extremely Low Low Moderate Large Families Families with Children
	Geographic Areas Affected	Citywide
	Associated Goals	EO 1.2 Microenterprise Technical Assistance
	Description	Economic development micro-enterprise funding to provide new or improved availability/accessibility to economic opportunities by providing outreach and technical assistance to new and existing small business owners and, when appropriate, referral of businesses to a partner agency for loan assistance
	Basis for Relative Priority	Local leadership is focused on creating an environment both attractive to business and full of opportunity for all El Pasoans. As Mayor, Dee Margo has placed high priority on innovative and collaborative economic development strategies. This high priority includes microenterprise assistance to develop and grow micro-businesses owned by El Pasoans.
26	Priority Need Name	CDBG Program Administration
	Priority Level	Low
	Population	Other
	Geographic Areas Affected	Citywide
	Associated Goals	CDBG Program Administration
	Description	Planning and management activities for entitlement grants.
	Basis for Relative Priority	

27	Priority Need Name	Continuum of Care Planning and Administration
	Priority Level	Low
	Population	Other
	Geographic Areas Affected	Citywide
	Associated Goals	
	Description	Planning and management activities for entitlement grants.
	Basis for Relative Priority	
28	Priority Need Name	ESG Program Administration
	Priority Level	Low
	Population	Other
	Geographic Areas Affected	
	Associated Goals	ESG Program Administration
	Description	Planning and management activities for entitlement grants.
	Basis for Relative Priority	
29	Priority Need Name	HOPWA Program Administration
	Priority Level	Low
	Population	Other
	Geographic Areas Affected	Citywide
	Associated Goals	
	Description	Planning and management activities for entitlement grants.
	Basis for Relative Priority	
30	Priority Need Name	HOPWA Sponsor Administration
	Priority Level	Low
	Population	Other

	Geographic Areas Affected	
	Associated Goals	HOPWA Sponsor Administration
	Description	Planning and management activities for entitlement grants.
	Basis for Relative Priority	
31	Priority Need Name	Housing Program Administration
	Priority Level	Low
	Population	Other
	Geographic Areas Affected	Citywide
	Associated Goals	Housing Program Administration
	Description	Planning and management activities for entitlement grants.
	Basis for Relative Priority	

Narrative (Optional)

SP-30 Influence of Market Conditions – 91.215 (b)**Influence of Market Conditions**

Affordable Housing Type	Market Characteristics that will influence the use of funds available for housing type
Tenant Based Rental Assistance (TBRA)	In light of the ongoing response and upcoming recovery efforts related to COVID-19, the need for TBRA is anticipated to increase significantly. As eviction moratoria expire along with rental assistance funds from the CARES ACT stimulus, a spike in the need for TBRA is expected. The City of El Paso is planning on implementing a TBRA program for veterans experiencing homelessness. Other populations are likely to require TBRA to prevent and respond to homelessness throughout the 5 years covered in this Plan.
TBRA for Non-Homeless Special Needs	In light of the ongoing response and upcoming recovery efforts related to COVID-19, the need for TBRA is anticipated to increase significantly. As eviction moratoria expire along with rental assistance funds from the CARES ACT stimulus, a spike in the need for TBRA is expected. The need to prevent homelessness through TBRA for Non-Homeless Special Needs individuals and families may be addressed through the creation of a new HOME TBRA program.
New Unit Production	The City of El Paso conducted a housing assessment and completed a Regional Housing Plan to identify and respond to present and future housing affordability issues. The assessment showed that El Paso is currently experiencing a 3,000 unit shortage affordable to households at 60% AMI. That shortage is projected to increase to 16,000 by 2025 if no interventions are implemented. The production of new affordable units will be critical over the term of this Plan to ensure that all El Pasoans have access to affordable housing units throughout the community.
Rehabilitation	Rehabilitation of affordable housing units will bolster the new construction of units described above and will maximize housing choice for households at and below 80% AMI. HOME and CDBG funds are expected to be used for rehabilitation of both owner-occupied and rental affordable housing units.
Acquisition, including preservation	The City continuously works with the local Public Housing Authority (PHA) and private affordable housing developers to locate properties appropriate for LIHTC developments in the City's designated Priority Housing Areas. There are several large properties owned by the PHA that, if preserved/ rehabilitated, may be utilized to increase availability of affordable housing units.

Table 49 – Influence of Market Conditions

SP-35 Anticipated Resources - 91.215(a)(4), 91.220(c)(1,2)**Introduction**

The City of El Paso is applying to receive the following four entitlements grants, which are administered by US Department of Housing and Urban Development – Community Development Block Grant (CDBG), Emergency Solutions Grant (ESG), HOME Partnerships Investment (HOME), and the Housing Opportunities for Persons Living with HIV/AIDS (HOPWA). These grants and the funds that they leverage are used throughout the City to support a variety of public service, homeless and housing programs, and public facilities improvements. The grants leverage a variety of funds from local, private, other federal and state grants that double or triple the funds available to serve low-to-moderate income families and neighborhoods.

Anticipated Resources

Program	Source of Funds	Uses of Funds	Expected Amount Available Year 1				Expected Amount Available Remainder of ConPlan \$	Narrative Description
			Annual Allocation: \$	Program Income: \$	Prior Year Resources: \$	Total: \$		
CDBG	public - federal	Acquisition Admin and Planning Economic Development Housing Public Improvements Public Services	6,387,177	500,000	0	6,887,177	27,440,911	The City projects to receive \$31,118,448 in CDBG Entitlement and \$3,209,640 in CDBG Revolving Loan Fund (RLF) for the 2020-2025 Consolidated Plan period. The 2020-2021 Program Year will be the first year for the 2020-2025 Consolidated Plan. For year 1, the City received a 1.74% increase in CDBG entitlement funding, and expects to receive \$500,000 in CDBG RLF.

Program	Source of Funds	Uses of Funds	Expected Amount Available Year 1				Expected Amount Available Remainder of ConPlan \$	Narrative Description
			Annual Allocation: \$	Program Income: \$	Prior Year Resources: \$	Total: \$		
HOME	public - federal	Acquisition Homebuyer assistance Homeowner rehab Multifamily rental new construction Multifamily rental rehab New construction for ownership TBRA	2,603,143	1,800,000	0	4,403,143	17,256,207	The City projects to receive \$11,593,824 in HOME Entitlement and \$10,065,526 in HOME Program Income (PI) for the 2020-2025 Consolidated Plan period. The 2020-2021 Program Year will be the first year for the 2020-2025 Consolidated Plan. For year 1, the City received an 9.77% increase in HOME entitlement funding, and expects to receive \$1,800,000 in program income.

Program	Source of Funds	Uses of Funds	Expected Amount Available Year 1				Expected Amount Available Remainder of ConPlan \$	Narrative Description
			Annual Allocation: \$	Program Income: \$	Prior Year Resources: \$	Total: \$		
HOPWA	public - federal	Permanent housing in facilities Permanent housing placement Short term or transitional housing facilities STRMU Supportive services TBRA	627,082	0	0	627,082	1,911,209	The City projects to receive \$2,538,291 in HOPWA Entitlement for the 2020-2025 Consolidated Plan period. The 2020-2021 Program Year will be the first year for the 2020-2025 Consolidated Plan. For year 1, the City received a 12.64% increase in HOPWA entitlement funding.

Program	Source of Funds	Uses of Funds	Expected Amount Available Year 1				Expected Amount Available Remainder of ConPlan \$	Narrative Description
			Annual Allocation: \$	Program Income: \$	Prior Year Resources: \$	Total: \$		
ESG	public - federal	Conversion and rehab for transitional housing Financial Assistance Overnight shelter Rapid re-housing (rental assistance) Rental Assistance Services Transitional housing	551,646	0	0	551,646	2,202,028	The City projects to receive \$2,753,674 in ESG Entitlement for the 2020-2025 Consolidated Plan period. The 2020-2021 Program Year will be the first year for the 2020-2025 Consolidated Plan. For year 1, the City received a 3.93% increase in ESG entitlement funding.
Other	public - federal	Public Services	16,436,638	0	0	16,436,638	43,256,898	This amount reflects the required project match and other leveraged funds that are bestowed through a variety of sources: other federal, state, local, private and in-kind.

Table 50 - Anticipated Resources

Explain how federal funds will leverage those additional resources (private, state and local funds), including a description of how matching requirements will be satisfied

- Additional resources come from many sources including local funds, private funds, other federal grants and state funds.
- ESG sub-recipients are required to match grant funds with an equal amount of cash and/or noncash contributions, which include donated items, fair market rate on buildings, staff hours, and volunteer services.
- HOME programs leverage private investment in new and rehabilitated rental properties. There is no match requirements for HOME funds in El Paso, Texas.

If appropriate, describe publicly owned land or property located within the jurisdiction that may be used to address the needs identified in the plan

For every year of the 2020-2025 Consolidated Plan, the City plans to accept applications from City departments, non-profit agencies and non-municipal government entities for public facilities improvements that benefit low-to-moderate income residents and/or individuals. Improvements to publicly owned land will occur when public facilities funding is awarded to either a City department or other government entity. These types of facilities improvements will be described in more detail through the corresponding Annual Action Plan(s) that are associated with the 2020-2025 Consolidated Plan.

For year 1 of the 2020-2025 Consolidated Plan, the City of El Paso will deploy \$3,450,592 of CDBG funding to address the need for access to suitable open space for recreational activities. Two of these projects will assist with developing portions of Playa Drain Trail, a 3.4-mile multi-use hike and bike trail, which encourages recreation and exercise activities and non-motorized transportation within the community. Pueblo Viejo Park Improvements will address the need to upgrade the playground equipment at a linear park located in the Mission Valley area, along with providing shade at the newly improved play area by the installation of a metal canopy.

Discussion

See above.

SP-40 Institutional Delivery Structure – 91.215(k)

Explain the institutional structure through which the jurisdiction will carry out its consolidated plan including private industry, non-profit organizations, and public institutions.

Responsible Entity	Responsible Entity Type	Role	Geographic Area Served
CITY OF EL PASO - COMMUNITY & HUMAN DEVELOPMENT	Government	Economic Development Homelessness Non-homeless special needs Ownership Planning	Jurisdiction

Table 51 - Institutional Delivery Structure

Assess of Strengths and Gaps in the Institutional Delivery System

Activities in the consolidated plan will be primarily carried out by the City of El Paso. Local non-profit organizations and service providers will be identified through an annual RFP process to conduct activities that meet goals identified in the plan, however organizations have not yet been identified and activities will be closely monitored by the City of El Paso.

Availability of services targeted to homeless persons and persons with HIV and mainstream services

Homelessness Prevention Services	Available in the Community	Targeted to Homeless	Targeted to People with HIV
Homelessness Prevention Services			
Counseling/Advocacy	X	X	X
Legal Assistance	X	X	
Mortgage Assistance	X		
Rental Assistance	X	X	X
Utilities Assistance	X	X	X
Street Outreach Services			
Law Enforcement			
Mobile Clinics			
Other Street Outreach Services	X	X	X
Supportive Services			
Alcohol & Drug Abuse	X	X	X
Child Care	X	X	X
Education	X	X	X

Supportive Services			
Employment and Employment Training	X	X	X
Healthcare	X	X	X
HIV/AIDS	X	X	X
Life Skills	X	X	X
Mental Health Counseling	X	X	X
Transportation	X	X	X
Other			

Table 52 - Homeless Prevention Services Summary

Describe how the service delivery system including, but not limited to, the services listed above meet the needs of homeless persons (particularly chronically homeless individuals and families, families with children, veterans and their families, and unaccompanied youth)

Over a quarter of El Pasoans live below the federal poverty line with certain neighborhoods exceeding 40% of households in poverty. Median Household Income, at 71% of the US average, is approximately \$42K annually. It is no coincidence that this statistic is often noted under both economic and social vulnerability. As many El Pasoans struggle to make ends meet their ability to bounce back when struck by shocks decreases as well. Individuals and families living below the poverty line are less able to take action when impacted by sudden flooding or soaring triple digit heat. In El Paso, high concentrations of poverty can be found clustered in the urban core. However, the number of low income neighborhoods are increasing toward the edges of the city particularly to the east. In many cases neighborhoods have been informally established and lack access to critical infrastructure.

The City works in partnership with the El Paso Coalition for the Homeless, and its multiple member agencies, to effectively plan and implement a wide range of services that (1) work to prevent at-risk populations from becoming homeless, (2) provide safety net services including emergency shelter, transitional housing, special needs housing, and supportive services for basic needs such as food, transportation, health care, and other needs that lead to self-sustainability, (3) offer job training, preparation, education, and support services to obtain and sustain employment for economic security, and (4) support homeless populations to obtain safe, affordable and sustainable housing opportunities.

Currently the City has in place emergency and transitional housing programs for homeless individuals, families with children, unaccompanied youth and veterans. Services are available either within each program or through partnering arrangements for all homeless persons including individuals, single women with their children and without their children, families with children, veterans and their families, unaccompanied youth and chronically homeless individuals and families. Services offered include shelter, food, clothing, medical care, case management,

transportation, life skills training, food pantry, job/career counseling, job placement, legal assistance, housing, education, mental health, health screening, HIV/AIDS management, computer lab access, bridge to vocational training, GED, ESL, computer skills, employment assistance, parenting skills, child care, positive developmental activities for youth, and in some cases, drug/alcohol rehabilitation, medical triage, hospice and respite care. Within the CoC there are also shelters and programs for survivors of domestic violence and sexual assault including a crisis hopeline and sexual assault hotline, advocacy/case management, support group, children's services, transportation, counseling, workforce development, legal and immigration advocacy.

The community has multiple street outreach programs that focus on engaging individuals/families living on the streets. Once someone has been engaged and has agreed to assistance, the homeless outreach teams assist them in navigating the system to obtain needed services.

Upon entering a housing program or through outreach initiatives, those experiencing homelessness are connected with a case manager who assesses their needs and assists them in obtaining needed mainstream benefits as well as necessary supportive services. For those persons identified as Veterans, an immediate linkage to Veterans Administration services is arranged if allowable based on the person's discharge. Individuals and families are placed in the best-fit or most appropriate program as possible.

Those requiring Homelessness Prevention services are accessed and referred to one of many programs offering rental and utility assistance. Programs offering Homelessness Prevention services offer Counseling/Advocacy in terms of completing a self-sufficiency plan for the clients needing assistance. For continued assistance, they are required to follow up every 30 days. Referrals for Legal Assistance are made if necessary to avoid eviction if applicable and occasionally, mortgage assistance is provided, but only for 1 month of Principal and Interest. Both rental and utility assistance is available through Homelessness Prevention Programs.

Describe the strengths and gaps of the service delivery system for special needs population and persons experiencing homelessness, including, but not limited to, the services listed above

Within the community, there is a wide range of services available for special needs populations and persons experiencing homelessness. In addition, there is multi-agency participation and cooperation working to develop a comprehensive community-wide strategy to prevent and end homelessness and to build and maintain an effective system. Having a military installation within the region, there are significant services directly targeted to veterans and veteran families for

housing, medical services, counseling, education and employment. For those Veterans not eligible for VA services, other agencies provide the needed support.

The community is fortunate to have a secured funding source for a Homeless Legal Clinic, Child Care program, Transportation program, multiple resources for Homelessness Prevention and Rapid Rehousing initiatives, as well as targeted Outreach programs for those living on the streets or in shelters. However, for many programs, there are restrictions regarding eligibility.

As an example, Homelessness Prevention programs provide rental assistance to those at risk; however, many services are specifically restricted to serving those who are literally homeless. Furthermore, there are programs designed for low-income and homeless that provide services to those experiencing homelessness but they are not targeted specifically to homeless populations and may have limited capacity to address all the needs of special populations. Within the community are a limited amount of services targeting unaccompanied youth. Our unaccompanied youth continue to have difficulty locating safe and decent shelter as well as services.

In addition, there are few services available after business hours and on the weekends and there is a need for additional behavioral and mental health services. A mobile clinic is available in the community but is not available to those in shelters and streets. There is always an unmet need for dental and vision care for the homeless. Limited funding prohibits the community from expanding these types of much needed services and making them available to all populations.

Due to the lack of extended services, law enforcement is typically called in to assist with issues of the unsheltered homeless population. There is a lack of education by law enforcement on dealing with many of the issues of those experiencing homelessness.

Provide a summary of the strategy for overcoming gaps in the institutional structure and service delivery system for carrying out a strategy to address priority needs

It is a City priority to support an effective and efficient program delivery system using federal funds through CDBG and ESG. Continued committed funding will be provided to shelter and service providers to improve the system and enhance program performance. As much as practicable, the City will assist in resource development to expand and extend services to meet the gaps identified above and provide support to the El Paso Coalition for the Homeless in its development of a Coordinated Access system and seamless service delivery system for all those experiencing homelessness. Increased funding for services and programs identified above, as well as new programs for Unaccompanied Youth, will fill many of the gaps created from lack of extended hours of provider operations and will streamline current operations to ensure effectiveness and efficiency. Additional funding will also assist in situations where federal dollars are restricted as to populations eligible to be served. The Coalition has built solid relationships with public institutions, private and nonprofit partners, to implement activities and projects to support initiatives to reduce new incidences of homelessness, reduce periods of homelessness, reduce recidivism rates, and increase diversion from homelessness.

DRAFT

SP-45 Goals Summary – 91.215(a)(4)

Goals Summary Information

Sort Order	Goal Name	Start Year	End Year	Category	Geographic Area	Needs Addressed	Funding	Goal Outcome Indicator
1	DH 3.1 Tenant Based Rental Assistance/ Homeless Prevention	2020	2024	Homeless	Citywide	DH 3.1 Tenant Based Rental Assistance/ Homeless Prevention	HOPWA: \$1,941,794 HOME: \$1,039,619 ESG: \$536,787	Tenant-based rental assistance / Rapid Rehousing: 500 Households Assisted
2	DH 3.2 Rapid Rehousing	2020	2024	Homeless	Citywide	DH 3.2 Rapid Rehousing	HOME: \$1,131,705 ESG: \$536,787	Tenant-based rental assistance / Rapid Rehousing: 125 Households Assisted
3	DH 2.1 Housing Rehabilitation Assistance	2020	2024	Affordable Housing	Citywide	DH 2.1 Housing Rehabilitation Assistance	CDBG: \$2,455,372 HOME: \$5,472,626	Homeowner Housing Rehabilitated: 250 Household Housing Unit
4	DH 2.2 Rental Housing by Developers	2020	2024	Affordable Housing	Citywide	DH 2.2 Rental Housing by Developers	HOME: \$7,510,097	Rental units constructed: 50 rehabilitated: 25
5	DH 2.3 Rental Housing by CHDOs	2020	2024	Affordable Housing	Citywide	DH 2.3 Rental Housing by CHDOs	HOME: \$2,084,778	Rental units constructed: 12 rehabilitated: 12

6	DH 3.3 First Time Homebuyer Assistance	2020	2024	Affordable Housing	Citywide	DH 3.3 First Time Homebuyer Assistance	CDBG: \$955,954 HOME: \$2,254,594	Direct Financial Assistance to Homebuyers: 70 Households Assisted
7	DH 1.1 First Time Homebuyer Counseling & Education	2020	2024	Affordable Housing	Citywide	DH 1.1 First Time Homebuyer Counseling & Education	CDBG: \$200,000	Public service activities other than Low/Moderate Income Housing Benefit: 600 Persons Assisted
8	DH 1.2 Fair Housing Education	2020	2024	Affordable Housing	Citywide	DH 1.2 Fair Housing Education	CDBG: \$125,000	Public service activities other than Low/Moderate Income Housing Benefit: 500 Persons Assisted
9	DH 1.3 HOPWA Support Services	2020	2024	Affordable Housing Public Housing Non-Homeless Special Needs	Citywide	DH 1.3 HOPWA Support Services	HOPWA: \$342,669	Public service activities other than Low/Moderate Income Housing Benefit: 600 Persons Assisted
10	SL 1.1 Homeless, Emergency	2020	2024	Homeless	Citywide	SL 1.1 Homeless, Emergency Shelter and Housing	CDBG: \$1,029,842 ESG: \$636,787	Homeless Person Overnight Shelter: 7500 Persons Assisted

	Shelter and Housing							
11	SL 1.2 Street Outreach	2020	2024	Homeless	Citywide	SL 1.2 Street Outreach	ESG: \$636,787	Public service activities other than Low/Moderate Income Housing Benefit: 1000 Persons Assisted
12	SL 1.3 Mental and Medical Health Services	2020	2024	Mental and Medical	Citywide	SL 1.3 Mental and Medical Health Services	CDBG: \$1,029,842	Public service activities other than Low/Moderate Income Housing Benefit: 6000 Persons Assisted
13	SL 1.4 Food Infrastructure and Access	2020	2024	Non-Housing Community Development	Citywide	SL 1.4 Food Infrastructure and Access	CDBG: \$1,029,842	Public Facility or Infrastructure Activities other than Low/Moderate Income Housing Benefit: 7500 Persons Assisted Public service activities other than Low/Moderate Income Housing

								Benefit: 2500 Persons Assisted
14	SL 1.5 Children and Youth Services	2020	2024	Children and Youth	Citywide	SL 1.5 Children and Youth Services	CDBG: \$1,029,842	Public service activities other than Low/Moderate Income Housing Benefit: 7500 Persons Assisted
15	SL 2.1 Public Facilities - Homeless Shelters	2020	2024	Homeless	Citywide	SL 2.1 Public Facilities - Homeless Shelters	CDBG: \$1,500,000	Public Facility or Infrastructure Activities other than Low/Moderate Income Housing Benefit: 500 Persons Assisted
16	SL 2.2 Public Facilities- Mobility Infrastructure	2020	2024	Mobility Infrastructure	Citywide	SL 2.2 Public Facilities -Mobility Infrastructure	CDBG: \$3,220,000	Public Facility or Infrastructure Activities other than Low/Moderate Income Housing Benefit: 10000 Persons Assisted
17	SL 2.3 Public Facilities - Neighborhood	2020	2024	Public Facilities	Citywide	SL 2.3 Public Facilities - Neighborhood	CDBG: \$4,555,549	Public Facility or Infrastructure Activities other than Low/Moderate

								Income Housing Benefit: 50000 Persons Assisted
18	SL 2.4 Public Facilities - Healthcare	2020	2024	Public Facilities	Citywide	SL 2.4 Public Facilities - Healthcare	CDBG: \$1,500,000	Public Facility or Infrastructure Activities other than Low/Moderate Income Housing Benefit: 5000 Persons Assisted
19	SL 1.6 Seniors & Person with Disabilities Services	2020	2024	Seniors and Disabled	Citywide	SL 1.6 Seniors & Person with Disabilities Services	CDBG: \$1,029,842	Public service activities other than Low/Moderate Income Housing Benefit: 2000 Persons Assisted
20	SL 2.5 Public Facilities - Mental Health	2020	2024	Public Facilities - Mental Health	Citywide	SL 2.5 Public Facilities - Mental Health	CDBG: \$1,500,000	Public service activities other than Low/Moderate Income Housing Benefit: 500 Persons Assisted
21	SL 2.6 Public Facilities -	2020	2024	Public Facilities – Parks and Open Space	Citywide	SL 2.6 Public Facilities - Parks and Open Space	CDBG: \$3,220,000	Public Facility or Infrastructure Activities other than Low/Moderate

	Parks and Open Space							Income Housing Benefit: 60000 Persons Assisted
22	SL 2.7 Public Facilities for Abused/Neg Children	2020	2024	Public Facilities for Abused and Neg Children	Citywide	SL 2.7 Public Facilities for Abused/Neg Children	CDBG: \$1,500,000	Public Facility or Infrastructure Activities other than Low/Moderate Income Housing Benefit: 100 Persons Assisted
23	SL 2.8 Public Facilities - Senior Centers	2020	2024	Public Facilities - Senior Centers	Citywide	SL 2.8 Public Facilities - Senior Centers	CDBG: \$1,500,000	Public Facility or Infrastructure Activities other than Low/Moderate Income Housing Benefit: 1000 Persons Assisted
24	EO 1.1 Financial Empowerment	2020	2024	Non-Housing Community Development Financial Empowerment	Citywide	EO 1.1 Financial Empowerment	CDBG: \$225,000	Public service activities other than Low/Moderate Income Housing Benefit: 500 Persons Assisted

25	EO 1.2 Microenterpris e Technical Assistance	2020	2024	Microenterprise Technical Assistance	Citywide	EO 1.2 Microenterprise Technical Assistance	CDBG: \$225,000	Businesses assisted: 500 Businesses Assisted
26	CDBG Program Administration	2020	2024	Administration	Citywide	CDBG Program Administration	CDBG: \$5,834,689	Other: 0 Other
27	Continuum Planning and Administration	2020	2024	Administration	Citywide	Continuum of Care Planning and Administration	CDBG: \$264,000 ESG: \$200,000	Other: 0 Other
28	ESG Program Administration	2020	2024	Administration	Citywide	ESG Program Administration	ESG: \$206,525	Other: 0 Other
29	HOPWA Program Administration	2020	2024	Administration	Citywide	HOPWA Program Administration	HOPWA: \$76,148	Other: 0 Other
30	HOPWA Sponsor Administration	2020	2024	Administration	Citywide	HOPWA Sponsor Administration	HOPWA: \$177,680	Other: 0 Other
31	Housing Program Administration	2020	2024	Administration	Citywide	Housing Program Administration	HOME: \$2,165,934 CDBG: \$398,314	Other: 0 Other

Goal Descriptions

1	Goal Name	DH 3.1 Tenant Based Rental Assistance/ Homeless Prevention
	Goal Description	Rental assistance for individuals and families at-risk of becoming homeless and rapidly re-housing individuals and families experiencing homelessness.
2	Goal Name	DH 3.2 Rapid Rehousing
	Goal Description	For El Pasoans experiencing homelessness rapid rehousing in conjunction with case management will ensure that the experience of homelessness is brief and non-recurring.
3	Goal Name	DH 2.1 Housing Rehabilitation Assistance
	Goal Description	Address the need for affordable housing by offering housing rehabilitation assistance for low-income single-family owner-occupied households.
4	Goal Name	DH 2.2 Rental Housing by Developers
	Goal Description	Address the need for affordable housing by providing loans or loan/forgivable deferred payment loans to for-profit and non-profit housing developers for the acquisition with construction, rehabilitation, reconstruction of affordable rental housing units for low-income tenants.
5	Goal Name	DH 2.3 Rental Housing by CHDOs
	Goal Description	Address the need for affordable housing by providing loans or loans/forgivable deferred payment loans to Community Housing Development Organizations (CHDO) for acquisition with construction, rehabilitation and reconstruction of affordable housing units for low-income tenants.
6	Goal Name	DH 3.3 First Time Homebuyer Assistance

	Goal Description	Address the need for affordable housing by offering down payment and closing cost assistance for low- and moderate- income First Time Homebuyers.
7	Goal Name	DH 1.1 First Time Homebuyer Counseling & Education
	Goal Description	Provide citywide comprehensive housing counseling and education services to low- and moderate income families who are potential homebuyers under the City's First Time Homebuyer Assistance Program or who are at-risk homeowners facing homelessness due to mortgage default and a possible home foreclosure.
8	Goal Name	DH 1.2 Fair Housing Education
	Goal Description	Assist the City of El Paso Fair Housing Officer and Fair Housing Task Force in researching and addressing impediments to fair housing choice under the Fair Housing Act; provide education/outreach presentations and materials to increase people's understanding of their rights under the Fair Housing Act; and provide counseling to individuals who believe they have been discriminated against under the Fair Housing Act and assistance should the individual want to file a complaint with the Department of Housing and Urban Development.
9	Goal Name	DH 1.3 HOPWA Support Services
	Goal Description	To provide support services for persons living with HIV/AIDS in conjunction with tenant-based rental assistance.
10	Goal Name	SL 1.1 Homeless, Emergency Shelter and Housing
	Goal Description	Service Category to provide safety services including emergency shelter, transitional housing, special needs housing and supportive services for basic needs such as food, transportation, health care and other needs that lead to self-sustainability.
11	Goal Name	SL 1.2 Street Outreach

	Goal Description	Providing essential services necessary to reach out to unsheltered homeless people, connect them with emergency shelter, housing, or critical services; and provide urgent, non-facility based care to unsheltered homeless people who are unwilling or unable to access emergency shelter, housing, or an appropriate health facility.
12	Goal Name	SL 1.3 Mental and Medical Health Services
	Goal Description	Public Services activities funded under the Mental and Medical Health Services Category to provide improved access to a suitable living environment by the provision of a comprehensive range of mental and medical health services.
13	Goal Name	SL 1.4 Food Infrastructure and Access
	Goal Description	Operation and/or infrastructure for food banks, community kitchens and food pantries related to the provision of food to vulnerable population. Meal delivery services for individuals with limited access to food, such as homebound elderly and persons with disabilities.
14	Goal Name	SL 1.5 Children and Youth Services
	Goal Description	Public Services activities funded under the Children and Youth Category to provide improved access to a suitable living environment by providing a comprehensive range of services for children and youth.
15	Goal Name	SL 2.1 Public Facilities - Homeless Shelters
	Goal Description	Public facilities improvement projects to provide improve availability/accessibility to a suitable living environment.
16	Goal Name	SL 2.2 Public Facilities- Mobility Infrastructure
	Goal Description	Street improvements, including curb cuts, infrastructure improvement projects to provide improved availability/accessibility to a suitable living environment.
17	Goal Name	SL 2.3 Public Facilities - Neighborhood

	Goal Description	Improve availability and accessibility to neighborhood facilities, including libraries, by renovating or expanding neighborhood facility.
18	Goal Name	SL 2.4 Public Facilities - Healthcare
	Goal Description	Improve accessibility and availability to medical health care by renovating or expanding health care center.
19	Goal Name	SL 1.6 Seniors & Person with Disabilities Services
	Goal Description	Public Services activities funded under the Seniors and Persons with Disabilities Services Category to provide improved access to a suitable living environment by providing a Continuum of Care that includes a comprehensive range of services.
20	Goal Name	SL 2.5 Public Facilities - Mental Health
	Goal Description	Mental health facility improvements to provide availability/accessibility of services for persons experiencing adverse mental health conditions. Note: All public facility projects utilizing HUD funds are required to meet or exceed ADA standards.
21	Goal Name	SL 2.6 Public Facilities - Parks and Open Space
	Goal Description	Improve availability and accessibility to a suitable living environment by renovating or expanding park facilities.
22	Goal Name	SL 2.7 Public Facilities for Abused/Neglected Children
	Goal Description	Abused/neglected children, domestic violence adults, public facility improvement projects to provide improved availability/accessibility to a suitable living environment.
23	Goal Name	SL 2.8 Public Facilities - Senior Centers
	Goal Description	Senior center public facility improvement projects to provide improved availability/accessibility to a suitable living environment.

24	Goal Name	EO 1.1 Financial Empowerment
	Goal Description	Household financial empowerment through educational services including financial literacy, bankability, credit counseling and credit repair. As well as increased availability and accessibility to economic opportunities through job training.
25	Goal Name	EO 1.2 Microenterprise Technical Assistance
	Goal Description	Economic development microenterprise funding to provide new or improved availability/accessibility to economic opportunities by providing outreach and technical assistance with economic literacy, accounting principles, bookkeeping skills, business plan development and assembling loan application, to new and existing small business owners and, when appropriate, referral of business to a partner agency for loan assistance.
26	Goal Name	CDBG Program Administration
	Goal Description	Planning and management activities for entitlement grants.
27	Goal Name	Continuum Planning and Administration
	Goal Description	Planning and management activities for entitlement grants.
28	Goal Name	ESG Program Administration
	Goal Description	Planning and management activities for entitlement grants.
29	Goal Name	HOPWA Program Administration
	Goal Description	Planning and management activities for entitlement grants.
30	Goal Name	HOPWA Sponsor Administration
	Goal Description	Planning and management activities for entitlement grants.
31	Goal Name	Housing Program Administration

	Goal Description	Planning and management activities for entitlement grants.
--	-------------------------	--

Estimate the number of extremely low-income, low-income, and moderate-income families to whom the jurisdiction will provide affordable housing as defined by HOME 91.315(b)(2)

DRAFT

SP-50 Public Housing Accessibility and Involvement – 91.215(c)

Need to Increase the Number of Accessible Units (if Required by a Section 504 Voluntary Compliance Agreement)

In its Section 504 Voluntary Compliance Agreement entered with the U.S. Department of Housing and Urban Development (HUD) in June 2009, the Housing Authority of the City of El Paso (HACEP) was not required to increase its 5% accessible unit inventory requirement. Subsequent analyses have indicated that there is no need to go beyond this required amount, as most residents who require a unit-specific accessibility accommodation are assisted via reasonable accommodations/modifications which allow HACEP to provide assistance that is specifically customized to meet the resident's disability-related need. With that in mind, HACEP describes in its HUD-approved *Annual and Five-Year Plan - FY 2020-2024* its goals and strategies to address the housing needs of all families at or below 80% of the median family income.

- Goal #6: Ensure equal opportunity and affirmatively further fair housing
- Objectives:
- Undertake affirmative measures to ensure access to assisted housing regardless of race, color, religion, national origin, sex, familial status, and disability.
- Undertake affirmative measures to provide a suitable living environment for families living in assisted housing, regardless of race, color, religion, national origin, sex, familial status, disability, sexual orientation, gender identity, or marital status.
- Undertake affirmative measures to ensure accessible housing to persons with all varieties of disabilities regardless of unit size required.
- Provide Fair Housing information to applicants and residents.
- Strategy #5: Target available assistance to the elderly:
- Apply for special-purpose vouchers targeted to the elderly, should they become available.
- Strategy #6: Target available assistance to Families with Disabilities:
- Carry out the modifications needed in Project-Based Rental Assistance/Public Housing based on the section 504 Needs Assessment for Public Housing.
- Apply for special-purpose vouchers targeted to families with disabilities, should they become available.
- Affirmatively market to local non-profit agencies that assist families with disabilities.
- Strategy #7: Increase awareness of Public Housing Agency resources among families of races and ethnicities with disproportionate needs:
- Affirmatively market to races/ethnicities shown to have disproportionate housing needs.
- Strategy #8: Conduct activities to affirmatively further fair housing
- Counsel Section 8-Housing Choice Voucher (HCV) tenants as to location of units outside of areas of poverty or minority concentration and assist them to locate those units.
- Market the Section 8-HCV program to owners outside of areas of poverty/minority concentrations.

Activities to Increase Resident Involvements

- Resident Association leadership training
- Health and wellness activities Homeownership Preparation Budgeting
- Family Self-Sufficiency activities Tutoring for Youth
- Scholarship assistance
- Bible class for adults and youth Leadership sessions for adults and youth Arts and crafts for seniors and youth Sewing
- Health fairs
- Cancer preventions screenings Reading for children
- Cake decorating
- Guitar lessons for elderly Knitting for elderly
- Citizenship preparation sessions for elderly
- Summer Youth Leadership at UTEP
- Catholic Mass service for elderly
- Elderly protection and rights sessions Living wills for elderly
- Food pantries
- Thanksgiving Dinner for Resident Associations Senior Elderly Posada

Is the public housing agency designated as troubled under 24 CFR part 902?

No

Plan to remove the 'troubled' designation

N/A

SP-55 Barriers to affordable housing – 91.215(h)

Barriers to Affordable Housing

Historically, El Paso's stock of lower-cost, quality housing has been an asset for the region. The lower cost of housing allowed households with modest incomes to afford quality housing and helped to attract businesses to the region. In recent years housing has shifted from an asset to a challenge for the region. Housing affordability is an increasing burden on residents as they struggle to afford rent or access homeownership. At the same time, development along the edges of the region coupled with disinvestment in existing neighborhoods is undermining the economic strength of the region.

El Paso faces a rapidly growing shortage of affordable rental housing for households earning less than \$30,000 a year. Currently The El Paso region faces a shortage of approximately 3,300 rental housing units. That number is projected to expand to 15,600 as the number of households earning \$30,000 or less increases and the supply of affordable rental housing decreases as rents rise.

Despite affordable home values, homeownership in El Paso is declining. The number of homeowners earning less than \$40,000 a year fell by 9,000 from 2010 to 2016. The primary barrier to homeownership in the El Paso region is not the ability of households to afford the cost of a mortgage but the availability of assets for a down payment, low credit, and lack of access to the banking system.

Strategy to Remove or Ameliorate the Barriers to Affordable Housing

The El Paso Regional Housing Plan adopted by City Council lays out a strategy to ameliorate the barriers to affordable housing. That strategy includes the following:

- **Housing Trust Fund:** Dedicate additional City and County funding sources to affordable housing projects.
- **Public Land Sale Policy:** Establish a Request-for-Proposals process to sell infill sites in priority areas at a discount in exchange for affordable housing production, or other public benefits. Dedicate local funding to assemble sites for development in priority areas.
- **9% Low Income Housing Tax Credit Local Support Criteria:** Revise local criteria to promote mixed-income housing with deeper affordability in priority areas.
- **4% Low Income Housing Tax Credit Funding:** Invest locally-controlled public funding for projects using 4% LIHTC to increase the production of affordable rental housing in partnership with the Housing Authority
- **Down Payment Assistance:** Strengthen the pathway to homeownership by coordinating the City's existing down payment assistance program with the Housing Finance Corporation's mortgage program.

- Financial Counseling: Establish a new financial counseling program in partnership with community development organizations, philanthropic organizations, and banking institutions to reduce the unbanked population and expand access to housing finance.
- Implementation of the City of El Paso Financial Empowerment Blueprint.

DRAFT

SP-60 Homelessness Strategy – 91.215(d)

The City of El Paso has engaged with a national nonprofit entity, Built for Zero, with the goal of achieving functional zero homelessness for veterans and the chronically homeless. To support those goals, the City is planning to allocate HOME funds for a veterans rapid rehousing pilot program and additional funds for Tenant-Based Rental Assistance (TBRA). To support comprehensive data collection, the City is seeking to establish a public health information exchange that will combine data from homeless service providers (HMIS), health providers, educational institutions, and other key service providers. This exchange will allow City leadership, in consultation with the CoC, to implement solutions driven by multiple data sources.

A partnership exists between the City of El Paso (the City) and the private non-profit organization known as the El Paso Coalition for the Homeless (EPCH). EPCH is the coordinating entity for the El Paso Continuum of Care (CoC) which is comprised of numerous agencies and individuals that provide housing, services, and support to the homeless, including social services, members of the faith community, local business and community agencies, state, federal and local governmental entities, and members of the general public. EPCH is designated by the CoC Board as the lead agency for the El Paso CoC, often referred to as the “Infrastructure Organization”, and is responsible for ensuring that goals and objectives outlined in the Homeless Emergency Assistance and Rapid Transition to Housing (HEARTH) Act and *Home, Together: Federal Strategic Plan to Prevent and End Homelessness*, are being adequately addressed within the El Paso community. EPCH serves as the Collaborative Applicant for federal funds under the U.S. Department of Housing and Urban Development’s (HUD) CoC Program and is the administrator of the Homeless Management Information System (HMIS).

EPCH is tasked with carrying out the responsibilities of leading and managing the CoC to meet HUD expectations and community needs. The CoC is designed to address the critical problem of homelessness through a coordinated community-based process of identifying needs and building a system of housing and services to address those needs. EPCH’s main objectives are to identify gaps in the CoC and develop resources to fill those gaps, including the provision of decent affordable housing, education, employment and accessible healthcare; provide the structure and support to prevent homelessness; and to keep apprised of the effectiveness of the homeless care network in El Paso.

The partnership with the City has enabled EPCH to develop a collaboration of service providers that network on a regular basis and are able to work together to address the various needs of the homeless within the jurisdiction of the City of El Paso. Through the leadership of EPCH and member organizations, this homeless care network strives to serve the various segments of the homeless population by establishing a seamless coordinated system of care where agencies share available resources and collaborate to move those experiencing homelessness into self-sufficiency.

Reaching out to homeless persons (especially unsheltered persons) and assessing their individual needs

The City and CoC continues to realign its system of care to meet HEARTH objectives and improve performance including allocating approximately 25% of the ESG Program entitlement to Street Outreach Activities to provide services directly to unsheltered individuals and families.

Multiple Street Outreach teams within the CoC undertake aggressive outreach on the streets and other locations where homeless persons congregate to identify and engage persons that routinely sleep on the streets or other places not meant for human habitation. The outreach teams engage the assistance of homeless and formerly homeless individuals in conducting street outreach and work closely with local law enforcement for this purpose.

The CoC has implemented the federally-mandated Coordinated Entry (CE) system and adopted the Vulnerability Index Service Prioritization Decision Assistance Tool (VI-SPDAT) as the standardized assessment tool for all those experiencing homelessness, including those on the street. The assessment varies depending on the population being assessed; individuals, families and youth. Street Outreach teams are requested to connect unsheltered homeless to CE operators for assessment and referral purposes. The CE team is accessible at strategically-located access points and also through 2-1-1 Texas Information Referral Hotline. All persons are assessed for services and housing options using the standardized tool which also prioritizes those hardest to serve.

The CoC collaborates with churches, civic organizations, and business associations to spread awareness of available and existing programs and routinely works with street outreach staff. The CoC requires all funded programs to make services accessible and available to all persons regardless of race, color, religion, gender, sexual orientation, age, familial status or disability. All housing programs in the CoC are required to submit their eligibility criteria to EPCH for use with CE.

These ongoing initiatives are invaluable as the CoC strives to expand services to unsheltered homeless, improve the timeliness between initial contact and engagement, and increase the number of unsheltered homeless that are engaged and placed into a safer environment, preferably permanent housing. The City will maintain and/or increase funding for Street Outreach Activities to sustain and/or enhance critical services for these vulnerable, unsheltered households.

Addressing the emergency and transitional housing needs of homeless persons

Helping homeless persons (especially chronically homeless individuals and families, families with children, veterans and their families, and unaccompanied youth) make the transition to permanent housing and independent living, including shortening the period of time that individuals and families experience homelessness, facilitating access for homeless individuals and families to affordable housing units, and preventing individuals and families who were recently homeless from becoming homeless again.

Committed funding from ESG and CDBG resources are used to address the emergency shelter and transitional housing needs of people who are experiencing homelessness by distributing the funds to local entities to help maintain existing emergency shelters and services. This includes committing funds to agencies that support CoC and HEARTH initiatives of ending homelessness and improving performance across the homeless sector so that homelessness is brief. The CoC promotes service engagement with the homeless population by establishing a seamless coordinated system of care where agencies share available resources and collaborate to move those experiencing homelessness into self-sufficiency. Entitlement funds are allocated to public service projects that benefit the homeless including a range of activities for intake, case management, emergency shelter, transitional shelter, and supportive services in a concentrated effort to reduce the number of homeless individuals within the City.

It is the intent that the community become less reliant on emergency shelters and utilize transitional housing only in cases where needed based on certain populations that perform better in these programs as indicated by evidence and HUD priorities including those in recovery, youth and victims of domestic violence and sexual assault. As reductions in homelessness continue in the CoC, efforts to right-size the shelter system will be critical to maximize scarce emergency shelter resources, streamline movement into permanent housing, and promote quality case management for clients that become housed. That being said, El Paso has experienced two key events over the past year and a half that have exposed a lack of beds at emergency shelters during times when surge capacity is required. The influx of immigrant populations from South and Central America and the current COVID-19 health crisis have led to overcrowding at local emergency shelters. An emergency response plan for homeless shelters is required to ensure that El Paso has the resources necessary to serve homeless populations during times of crisis.

The CoC continues to realign to meet CoC and HEARTH objectives, requiring a greater focus on measuring performance and awarding funds based on a provider's ability to reduce their clients' length of participation in homeless shelter programs, increase employment and income and improve the timeliness of movement into permanent housing. EPCH and the City are committed to providing the necessary guidance as well as linkages to resources to ensure that returns to homelessness are reduced.

Help low-income individuals and families avoid becoming homeless, especially extremely low-income individuals and families who are likely to become homeless after being discharged from a publicly funded institution or system of care, or who are receiving assistance from public and private agencies that address housing, health, social services, employment, education or youth needs

The CoC will continue to seek funding sources that provide homelessness prevention initiatives. Additionally, the City will collaborate with agencies that utilize homelessness prevention funding to leverage additional funding to support, enhance and improve supportive services that result in the prevention and recidivism of homelessness. As a means of preventing homelessness or returns to homelessness, participating agencies will employ these strategies:

- A) Provide referrals to employment preparation courses;
- B) Where applicable, offer intensive case management to address employment obstacles, for example, lack of job-search knowledge and skills, childcare, transportation, history of domestic violence or sexual assault, substance abuse and/or mental health problems; and
- C) Offer participation and enrollment in job trainings.

The City and CoC will develop strategies to assess risk factors and target resources to those that are at the greatest risk of becoming homeless. Additionally, resources will be developed to divert clients from becoming homeless, providing options including safe alternatives for persons seeking shelter or moving to an unsheltered location. These are critical components to eliminate the trauma associated with homelessness; to prevent overcrowding of shelters; and to provide a more client-centered solution.

It is the City's policy that no person should be discharged from any institutional authority, within the City's jurisdiction, into a state of homelessness. Under no circumstances should a person be discharged from any public facility with directions to seek housing or shelter in an emergency shelter. Institutions and other systems of care have been educated regarding the CE assessment and referral process. Clients being discharged should be immediately connected with the CE process for assessment and referral to permanent housing interventions and to ensure suitable accommodations are found when permanent housing may not be available. At a minimum, the client should receive active and diligent case management from an appropriate service provider until permanent housing, with or without supportive services, is in place. If the client refuses services, and or aid with placement, this should be documented along with all case management efforts. If possible, outreach efforts should continue to see to the welfare of the client and reconnect him or her with services and housing.

The City may provide short-term assistance to very low income families who are discharged from publicly funded institutions or facilities such as healthcare, foster or other youth facilities, or correction programs and institutions, with ESG or HOPWA funds, as allowed by the discharge coordination policy.

SP-65 Lead based paint Hazards – 91.215(i)

Actions to address LBP hazards and increase access to housing without LBP hazards

The City of El Paso is embarking in a pilot program with low cost lead based remediation in collaboration with UTEP's Department of Public Health. This program is intended to provided early screening and detection in home built prior to 1978. This partnership is between the City of El Paso Department of Community and Human Development and The City's Public Health Department.

The Housing Programs Division of the Community and Human Development Department will continue to perform Lead-Based Paint Testing on all Housing being renovated that was built prior to Jan. 1st, 1978. The City of El Paso adopted procedures to comply with the Federal Department of Housing and Urban Development's (HUD) new rule on Lead-Based Paint (LBP) Poisoning Prevention in Certain Residential Structures. This rule is intended to protect young children living in HUD-assisted housing built before 1978 from lead-based paint hazards. Property owners of single and multi-family homes/units are educated in LBP hazard that may exist in their properties, and are informed of the methods and requirements that pertain to the abatement and/or encapsulation of all LBP components. All property owners and persons living in housing built prior to 1978 that are to receive federal assistance for rehabilitation activities, receive the lead pamphlet, and all subsequent LBP testing, Risk assessment and Clearance reports.

Housing with lead levels above 1.0 will receive lead abatement activities in order to remove all LBP contaminated components. The exceptions to full abatement are as allowed by the HUD lead rule pertaining to the amount of rehabilitation activities being performed. In some cases, encapsulation may take place in lieu of full abatement. Homes in a designated Historical District may also receive lead encapsulation due to historical components that may have to be preserved. These instances are rare, and full LBP abatement is normally performed. LBP Abatement or encapsulation is performed by a Lead Firm certified by the State of Texas. Clearance is performed by a State certified Lead Firm, and the property is cleared prior to any rehabilitation activities taking place.

How are the actions listed above related to the extent of lead poisoning and hazards?

Although there are no indications of a significant problem with lead poisoning in El Paso, it still does occur. Consequently, the City of El Paso Health Department, other public health agencies, and private sector health care providers, have continued to emphasize a "community level intervention" that consists of training and education prevention activities, screening, surveillance, risk management and primary

prevention. Until lead poisoning has been completely eliminated, the City of El Paso's public health agencies will continue to devote much of their lead-poisoning prevention resources to case management services for poisoned children. In addition, the City of El Paso will continue to utilize its federal funding in the abatement of lead-based paint in houses that were built prior to 1978.

How are the actions listed above integrated into housing policies and procedures?

Beginning on the effective date of the new regulations, the Department conformed to the requirements for rehabilitation of pre-1978 properties receiving from \$5,000 to more than \$25,000 per unit. Forgivable Deferred Payment loans will be made to an owner-occupant for the direct cost associated with compliance. The City requires an inspection report from one of the certified testing providers to include the project design describing the appropriate removal measures and required clearances which will be specified in the plans and construction contract. This cost is an eligible rehabilitation cost included with the financing package.

The City of El Paso's Community and Human Development Department contracts for construction or rehabilitation of residential structures, requires all contractors and subcontractors to comply with the provisions of the Lead-Based Paint Poisoning Prevention Act and 24 CFR Part 35 to eliminate lead-based paint hazards. Also, the City of El Paso adopted procedures to comply with the Federal Department of Housing and Urban Development's (HUD) new rule on Lead-Based Paint Poisoning Prevention in Certain Residential Structures. This rule is intended to protect young children living in

HUD-assisted housing built before 1978 from lead-based paint hazards.

SP-70 Anti-Poverty Strategy – 91.215(j)

Jurisdiction Goals, Programs and Policies for reducing the number of Poverty-Level Families

A large portion of El Paso families earn less than their counterparts across Texas. A substantial proportion of residents are considered very low-income, with the City's poverty rate greater than 20% (higher than the rate at the State level). While El Paso has a lower cost of living as compared to other cities in the United States, that fact does not sufficiently mitigate challenges related to pursuing increased quality of life or prosperity. High levels of poverty exacerbate other environmental and social challenges within the El Paso community. When exploring shocks and stresses impacting El Paso it's critical to consider amplification of impact within specific high poverty areas.

Simultaneous to the assembly of the Comprehensive Housing Strategy, the City of El Paso will convene a facilitated exchange among community partners committed to achieving functional zero homelessness within targeted populations across the region. Output from the exchange will include alignment of policy and funding resources toward programs that serve as a mechanism to 1) identify those experiencing homelessness 2) provide access to shelter for those in need 3) enhance crisis response services providing improved health and safety and 4) increase capacity for permanent housing and ongoing case management. Critical to the success of the initiative will be to conduct an analysis of gaps and barriers in terms of existing programs, policy and funding sources.

Some examples of partnership are:

- UTEP
- Veterans Advisory Council
- The Opportunity Center for the Homeless
- Centro San Vicente
- Project Vida Community Development Corporation (PVCDC)
- Workforce Solutions Borderplex – State Agency for workforce development
- City of El Paso Department of Economic and International Development
- El Paso Community College
- Project Bravo - State designated Community Action Agency of El Paso County

How are the Jurisdiction poverty reducing goals, programs, and policies coordinated with this affordable housing plan

The City of El Paso Strategic Plan 2015 coordinates with the Consolidated Plan of the City of El Paso 2015-2020 in efforts to reduce poverty and create a suitable living environment community conducive to strong, sustainable economic development, with safe and beautiful neighborhoods, a vibrant regional economy, and exceptional recreational, cultural and educational opportunities. The key focus areas of the Strategic Plan 2015 are Economic Development, Public Safety, Customer Service, Fiscal Responsibility & Sound Governance, Quality of Life, Workforce Focus, and Communications.

DRAFT

SP-80 Monitoring – 91.230

Describe the standards and procedures that the jurisdiction will use to monitor activities carried out in furtherance of the plan and will use to ensure long-term compliance with requirements of the programs involved, including minority business outreach and the comprehensive planning requirements

The Department of Community and Human Development will use current procedures to monitor the areas of program administration and regulatory compliance. The areas included are as follows: 1) program performance review of national objectives, eligible activities, contract objectives, scope of work, contract schedule, and contract budget; 2) financial management practices of the accounting system and internal controls; 3) record keeping and reporting practices; 4) general management practices, which includes the condition of facilities; and 5) anti-discrimination compliance.

A team of administrators and monitors will conduct on-site monitoring visits of the CDBG, ESG, HOPWA programs as well as HOME/CDBG housing rehabilitation, reconstruction, new construction and first time home buyer programs, to determine compliance with contractual obligations as related to programmatic issues, financial reporting, and facility usage. The monitors prepare formal reports and review responses to rectify any contract violations.

The Programmatic Monitor will consist a risk assessment form that is sent to all programs to be completed by a given deadline (normally one week) and additional recommendations determines which programs will be monitored during the fiscal year. Monitoring will be conducted on-site to review if the program is compliant from the review of city, state, and/or federal guidelines, a random selection of programmatic files (specifically client files to the program). An exit interview is done with the program staff to inform of preliminary conclusions that involve compliance or non-compliance. Preliminary conclusions are finalized once the monitor discusses with its program administrators the current state. A final report is then submitted by the monitor to the program within 30 days of the monitoring on-site visit.

A Financial Monitor conducts a monthly on-site or desktop review. A risk assessment form is sent to all programs to complete by a given time, which is normally five business days. A department staff accountant reviews the answers submitted and ranks them by the highest risk based on prior findings, errors found when reviewing the reimbursements, and the answers given on the form.

Contract administrators provides day-to-day desk review of programs. Monthly reports are submitted containing detailed information on expenditures, services provided, non-duplicated clients served and their demographic characteristics, time reports on staff funded through the grant and other information. Data from these reports is entered onto a spreadsheet for each. An automated, comprehensive report compiles key information into a single page giving a “snapshot” of the status of all programs at any point in time. The contract administrators also make routine site visits throughout the grant period.

CDBG/HOME housing projects are “site” monitored during construction until a completed project has a Certificate of Occupancy and is owner accepted. Davis-Bacon projects adhere to Department of Labor guidelines. Homebuyer Assistance and HOME rental housing adhere to Minimal Acceptable Standard (MAS) monitoring.

CDBG projects funded through forgivable loan agreements are monitored annually for the term of the loan. Each January, the agency must submit an Annual Utilization Report. An on-site visit is conducted annually as well. Aspects of other monitoring are used for the on-site visit. Clients are given opportunities to amend any aspects due to unforeseen circumstances.

DRAFT

CITY OF EL PASO 46TH YEAR ANNUAL ACTION PLAN

DRAFT

Expected Resources

AP-15 Expected Resources – 91.220(c)(1,2)

Introduction

The City of El Paso is applying to receive the following four entitlements grants, which are administered by US Department of Housing and Urban Development – Community Development Block Grant (CDBG), Emergency Solutions Grant (ESG), HOME Partnerships Investment (HOME), and the Housing Opportunities for Persons Living with HIV/AIDS (HOPWA). These grants and the funds that they leverage are used throughout the City to support a variety of public service, homeless and housing programs, and public facilities improvements. The grants leverage a variety of funds from local, private, other federal and state grants that double or triple the funds available to serve low-to-moderate income families and

neighborhoods.

Anticipated Resources

Program	Source of Funds	Uses of Funds	Expected Amount Available Year 1				Expected Amount Available Remainder of ConPlan \$	Narrative Description
			Annual Allocation: \$	Program Income: \$	Prior Year Resources: \$	Total: \$		
CDBG	public - federal	Acquisition Admin and Planning Economic Development Housing Public Improvements Public Services	6,387,177	500,000	0	6,887,177	27,440,911	The City projects to receive \$31,118,448 in CDBG Entitlement and \$3,209,640 in CDBG Revolving Loan Fund (RLF) for the 2020-2025 Consolidated Plan period. The 2020-2021 Program Year will be the first year for the 2020-2025 Consolidated Plan. For year 1, the City received a 1.74% increase in CDBG entitlement funding, and expects to receive \$500,000 in CDBG RLF.

Program	Source of Funds	Uses of Funds	Expected Amount Available Year 1				Expected Amount Available Remainder of ConPlan \$	Narrative Description
			Annual Allocation: \$	Program Income: \$	Prior Year Resources: \$	Total: \$		
HOME	public - federal	Acquisition Homebuyer assistance Homeowner rehab Multifamily rental new construction Multifamily rental rehab New construction for ownership TBRA	2,603,143	1,800,000	0	4,403,143	17,256,207	The City projects to receive \$11,593,824 in HOME Entitlement and \$10,065,526 in HOME Program Income (PI) for the 2020-2025 Consolidated Plan period. The 2020-2021 Program Year will be the first year for the 2020-2025 Consolidated Plan. For year 1, the City received an 9.77% increase in HOME entitlement funding, and expects to receive \$1,800,000 in program income.

Program	Source of Funds	Uses of Funds	Expected Amount Available Year 1				Expected Amount Available Remainder of ConPlan \$	Narrative Description
			Annual Allocation: \$	Program Income: \$	Prior Year Resources: \$	Total: \$		
HOPWA	public - federal	Permanent housing in facilities Permanent housing placement Short term or transitional housing facilities STRMU Supportive services TBRA	627,082	0	0	627,082	19,112,019	The City projects to receive \$2,538,291 in HOPWA Entitlement for the 2020-2025 Consolidated Plan period. The 2020-2021 Program Year will be the first year for the 2020-2025 Consolidated Plan. For year 1, the City received a 12.64% increase in HOPWA entitlement funding.

Program	Source of Funds	Uses of Funds	Expected Amount Available Year 1				Expected Amount Available Remainder of ConPlan \$	Narrative Description
			Annual Allocation: \$	Program Income: \$	Prior Year Resources: \$	Total: \$		
ESG	public - federal	Conversion and rehab for transitional housing Financial Assistance Overnight shelter Rapid re-housing (rental assistance) Rental Assistance Services Transitional housing	551,646	0	0	551,646	2,202,028	The City projects to receive \$2,753,674 in ESG Entitlement for the 2020-2025 Consolidated Plan period. The 2020-2021 Program Year will be the first year for the 2020-2025 Consolidated Plan. For year 1, the City received a 3.93% increase in ESG entitlement funding.
Other	public - federal	Public Services	16,436,638	0	0	16,436,638	43,256,898	This amount reflects the required project match and other leveraged funds that are bestowed through a variety of sources: other federal, state, local, private and in-kind.

Table 53 - Expected Resources – Priority Table

Explain how federal funds will leverage those additional resources (private, state and local funds), including a description of how matching requirements will be satisfied

- Additional resources come from many sources including local funds, private funds, other federal grants and state funds.
- ESG sub-recipients are required to match grant funds with an equal amount of cash and/or noncash contributions, which include donated items, fair market rate on buildings, staff hours, and volunteer services.
- HOME programs leverage private investment in new and rehabilitated rental properties. There is no match requirements for HOME funds in El Paso, Texas.

If appropriate, describe publicly owned land or property located within the jurisdiction that may be used to address the needs identified in the plan

For every year of the 2020-2025 Consolidated Plan, the City plans to accept applications from City departments, non-profit agencies and non-municipal government entities for public facilities improvements that benefit low-to-moderate income residents and/or individuals. Improvements to publicly owned land will occur when public facilities funding is awarded to either a City department or other government entity. These types of facilities improvements will be described in more detail through the corresponding Annual Action Plan(s) that are associated with the 2020-2025 Consolidated Plan.

For year 1 of the 2020-2025 Consolidated Plan, the City of El Paso will deploy \$3,450,592 of CDBG funding to address the need for access to suitable open space for recreational activities. Two of these projects will assist with developing portions of Playa Drain Trail, a 3.4-mile multi-use hike and bike trail, which encourages recreation and exercise activities and non-motorized transportation within the community. Pueblo Viejo Park Improvements will address the need to upgrade the playground equipment at a linear park located in the Mission Valley area, along with providing shade at the newly improved play area by the installation of a metal canopy.

Discussion

See above.

Annual Goals and Objectives

AP-20 Annual Goals and Objectives

Goals Summary Information

Sort Order	Goal Name	Start Year	End Year	Category	Geographic Area	Needs Addressed	Funding	Goal Outcome Indicator
1	DH 1.1 Fair Housing Education	2020	2024	Affordable Housing	Citywide	DH 1.1 Fair Housing Education	CDBG: \$25,000 Federal, State, Local and Private: \$7,000	Public service activities other than Low/Moderate Income Housing Benefit: 60 Persons Assisted
2	DH 1.2 First Time Homebuyer Counseling & Education	2020	2024		Citywide	DH 1.2 First Time Homebuyer Counseling & Education	CDBG: \$40,000 Federal, State, Local and Private: \$75,200	Public service activities other than Low/Moderate Income Housing Benefit: 120 Persons Assisted
3	DH 2.1 Housing Rehabilitation Assistance	2020	2024	Affordable Housing	Citywide City Representative District 6 City Representative District 7	DH 2.1 Housing Rehabilitation Assistance	CDBG: \$517,903 HOME: \$1,123,881 Federal, State, Local and Private: \$102,000	Homeowner Housing Rehabilitated: 116 Household Housing Unit

Sort Order	Goal Name	Start Year	End Year	Category	Geographic Area	Needs Addressed	Funding	Goal Outcome Indicator
4	DH 2.2 Rental Housing Rehab by Developers	2020	2024	Affordable Housing	Citywide		HOME: \$1,565,342	Rental units constructed: 16 Household Housing Unit
5	DH 2.3 New Housing Construction by CHDO's	2020	2024	Affordable Housing	Citywide	DH 2.3 Rental Housing by CHDOs	HOME: \$595,142	Rental units constructed: 6 Household Housing Unit
6	DH 3.1 First Time Homebuyer Assistance	2020	2024	Affordable Housing	Citywide	DH 3.1 First Time Homebuyer Assistance	CDBG: \$120,000 HOME: \$678,465	Direct Financial Assistance to Homebuyers: 20 Households Assisted
7	DH 3.2.1 Services for Persons Living with HIV/AIDS	2020	2024	Public Housing Non-Homeless Special Needs	Citywide	DH 3.2.1 HIV/AIDS Tenant Based Rental Assistance	HOPWA: \$483,533	Tenant-based rental assistance / Rapid Rehousing: 63 Households Assisted
8	DH 3.2.2 HOPWA Support Services	2020	2024	Affordable Housing Public Housing Non-Homeless Special Needs	Citywide	DH 3.2.2 HOPWA Support Services	HOPWA: \$82,159	Public service activities other than Low/Moderate Income Housing Benefit: 63 Persons Assisted
9	DH 3.2.3 HOPWA Sponsor Administration	2020	2024	Affordable Housing Non-Homeless Special Needs	Citywide	HOPWA Sponsor Administration	HOPWA: \$42,578	Other: 1 Other

Sort Order	Goal Name	Start Year	End Year	Category	Geographic Area	Needs Addressed	Funding	Goal Outcome Indicator
10	SL 1.1 Children and Youth Services	2020	2024	Children and Youth	Citywide	SL 1.1 Children and Youth Services	CDBG: \$354,225 Federal, State, Local and Private: \$3,353,784	Public service activities other than Low/Moderate Income Housing Benefit: 1824 Persons Assisted
11	SL 1.2 Seniors & Person with Disabilities Services	2020	2024	Seniors and Disabled	Citywide	SL 1.2 Seniors & Person with Disabilities Services	CDBG: \$219,617 Federal, State, Local and Private: \$3,113,288	Public service activities other than Low/Moderate Income Housing Benefit: 445 Persons Assisted
12	SL 1.3 Mental and Medical Health Services	2020	2024	Mental and Medical	Citywide	SL 1.3 Mental and Medical Health Services	CDBG: \$189,617 Federal, State, Local and Private: \$2,335,045	Public service activities other than Low/Moderate Income Housing Benefit: 1226 Persons Assisted
13	SL 1.4 Homeless, Emergency Shelter and Housing	2020	2024	Homeless	Citywide	SL 1.4 Homeless, Emergency Shelter and Housing	CDBG: \$189,617 Federal, State, Local and Private: \$1,993,124	Public service activities other than Low/Moderate Income Housing Benefit: 394 Persons Assisted

Sort Order	Goal Name	Start Year	End Year	Category	Geographic Area	Needs Addressed	Funding	Goal Outcome Indicator
14	SL 2.1 Public Facilities - Neighborhood	2020	2024	Public Facilities	Citywide City Representative District 6	SL 1.8 Public Facilities - Neighborhood	CDBG: \$1,557,540	Public Facility or Infrastructure Activities other than Low/Moderate Income Housing Benefit: 7500 Persons Assisted
15	SL 2.2 Public Facilities - Healthcare	2020	2024	Public Facilities	Citywide City Representative District 7	SL 1.9 Public Facilities - Healthcare	CDBG: \$154,260	Public Facility or Infrastructure Activities other than Low/Moderate Income Housing Benefit: 5000 Persons Assisted
16	SL 2.3 Public Facilities - Parks	2020	2024		City Representative District 6 City Representative District 7	SL 1.11 Public Facilities - Parks	CDBG: \$1,954,866	Public Facility or Infrastructure Activities other than Low/Moderate Income Housing Benefit: 14325 Persons Assisted

Sort Order	Goal Name	Start Year	End Year	Category	Geographic Area	Needs Addressed	Funding	Goal Outcome Indicator
17	SL 3.1 Emergency Solutions Grant Activities	2020	2024	Homeless	Citywide	SL 1.14 Emergency Solutions Grant Activities	ESG: \$551,646 Federal, State, Local and Private: \$5,374,122	Tenant-based rental assistance / Rapid Rehousing: 28 Households Assisted Homeless Person Overnight Shelter: 1587 Persons Assisted Homelessness Prevention: 75 Persons Assisted
18	EO 1.1 Financial Empowerment	2020	2024	Non-Housing Community Development Financial Empowerment	Citywide	EO 1.1 Financial Empowerment	CDBG: \$125,000 Federal, State, Local and Private: \$74,075	Public service activities other than Low/Moderate Income Housing Benefit: 185 Persons Assisted
19	EO 1.2 Microenterprise Technical Assistance	2020	2024		Citywide	EO 1.2 Microenterprise Technical Assistance	CDBG: \$90,000 Federal, State, Local and Private: \$9,000	Businesses assisted: 110 Businesses Assisted
20	CDBG Program Administration	2020	2024		Citywide	CDBG Program Administration	CDBG: \$1,199,635	Other: 1 Other
21	Continuum Planning and Administration	2020	2024		Citywide	Continuum of Care Planning and Administration	CDBG: \$52,800	Other: 1 Other

Sort Order	Goal Name	Start Year	End Year	Category	Geographic Area	Needs Addressed	Funding	Goal Outcome Indicator
22	HOME Program Administration	2020	2024		Citywide	HOME Program Administration	CDBG: \$97,097 HOME: \$440,313	Other: 1 Other
23	HOPWA Program Administration	2020	2024		Citywide	HOPWA Program Administration	HOPWA: \$18,812	Other: 1 Other

Table 54 – Goals Summary

Goal Descriptions

1	Goal Name	DH 1.1 Fair Housing Education
	Goal Description	Project Vida has been awarded \$25,000 CDBG funds to provide fair housing activities to benefit 60 low/moderate income households.
2	Goal Name	DH 1.2 First Time Homebuyer Counseling & Education
	Goal Description	Project BRAVO, Inc. has been awarded \$40,000 CDBG funds to provide First Time Homebuyer counseling services to benefit 120 low/moderate income households.
3	Goal Name	DH 2.1 Housing Rehabilitation Assistance
	Goal Description	<p>A total of \$1,641,784 CDBG and HOME funds will be used to assist 116 units under the following activities:</p> <ul style="list-style-type: none"> • Volunteer housing rehabilitation: 90 units; \$235,000 (CDBG) • Minor repair and sewer connection: 5 units; \$70,000 (CDBG) • Single family owner occupied rehabilitation program: 21 units; \$212,903 (CDBG) + \$1,123,881 (HOME)

4	Goal Name	DH 2.2 Rental Housing Rehab by Developers
	Goal Description	A total of \$1,565,342 HOME funds will be used to construct 16 units through this activity.
5	Goal Name	DH 2.3 New Housing Construction by CHDO's
	Goal Description	A total of \$595,142 HOME funds will be used to construct 6 units through this activity.
6	Goal Name	DH 3.1 First Time Homebuyer Assistance
	Goal Description	<p>A total of \$798,465 CDBG and HOME funds will be used to assist 20 units under this activity:</p> <ul style="list-style-type: none"> • 3 units; \$120,000 (CDBG) • 17 units; \$678,465 (HOME)
7	Goal Name	DH 3.2.1 Services for Persons Living with HIV/AIDS
	Goal Description	A total of \$483,533 HOPWA funds will be used to support housing activities (TBRA) to benefit 63 persons living with HIV/AIDS and their families.
8	Goal Name	DH 3.2.2 HOPWA Support Services
	Goal Description	A total of \$82,159 HOPWA funds will be used to provide supportive services to benefit 63 persons living with HIV/AIDS and their families.
9	Goal Name	DH 3.2.3 HOPWA Sponsor Administration
	Goal Description	A total of \$42,578 of HOPWA funds will be used to support sponsor administration to benefit persons living with HIV/AIDS and their families.

10	Goal Name	SL 1.1 Children and Youth Services
	Goal Description	<p>A total of \$354,225 CDBG funds will be used to benefit 1,824 person through the following activities:</p> <ul style="list-style-type: none"> • Candlelighters of the El Paso Area Inc, Living Everyday Program; \$40,436 • Child Crisis Center of El Paso, Respite and Urgent Residential Care for Children; \$40,000 • CASA of El Paso, Court Appointed Special Advocates; \$48,789 • Project Vida, Early Childhood Development; \$50,000 • Project Vida, After School Enrichment and Youth Program; \$40,000 • City of El Paso Parks and Recreation Department, Neighborhood Youth Outreach Program; \$30,000 • YWCA, Youth Summer Program; \$65,000 • Family Services of El Paso, Mental Health Education Program; \$40,000
11	Goal Name	SL 1.2 Seniors & Person with Disabilities Services
	Goal Description	<p>A total of \$219,617 CDBG funds will be used to benefit 445 persons through the following activities:</p> <ul style="list-style-type: none"> • County of El Paso, El Paso City-County Nutrition Program; \$40,622 • Paso Del Norte CDC, Applied Behavior Analysis; \$50,654 • Project Amistad, Money Management and Social Services; \$50,151 • Opportunity Center for the Homeless, Elderly Case Management; \$48,190 • City of El Paso Parks and Recreation Department, Seniors and Disabled Physical Recreational Program; \$30,000

12	Goal Name	SL 1.3 Mental and Medical Health Services
	Goal Description	<p>A total of \$189,617 CDBG funds will be used to benefit 1,226 persons through the following activities:</p> <ul style="list-style-type: none"> • Center Against Sexual and Family Violence, Mental Health Services for Survivors of Domestic Violence; \$43,391 • El Paso Child Guidance Center, Mental Health and Abuse Intervention; \$49,156 • Opportunity Center for the Homeless, Wellness Recovery Action Plan (WRAP) Program; \$44,473 • Project Vida Health Center, Integrated Primary Health Care; \$52,597
13	Goal Name	SL 1.4 Homeless, Emergency Shelter and Housing
	Goal Description	<p>A total of \$189,617 CDBG funds will be used to benefit 394 persons through the following activities:</p> <ul style="list-style-type: none"> • El Paso Center for Children, Runaway and Homeless Shelter; \$45,933 • El Paso Human Services, Youth Homeless Shelter; \$40,923 • La Posada Home, La Posada Home Shelter; \$52,289 • YWCA, YWCA Homeless Program; \$50,472
14	Goal Name	SL 2.1 Public Facilities - Neighborhood
	Goal Description	<p>A total of \$1,557,540 CDBG funds will be used to benefit 7,500 persons each year through the following neighborhood center improvement:</p> <ul style="list-style-type: none"> • El Pasoans Fighting Hunger Food Bank, Community Kitchen and Teaching Kitchen; \$1,557,540
15	Goal Name	SL 2.2 Public Facilities - Healthcare
	Goal Description	<p>A total of \$154,260 will be used to benefit 5,000 persons each year through the following healthcare facility improvement:</p> <ul style="list-style-type: none"> • Centro San Vicente, Pharmacy Renovation and Expansion; \$154,260

16	Goal Name	SL 2.3 Public Facilities - Parks
	Goal Description	<p>A total of \$1,954,866 CDBG funds will be used to benefit 14,325 persons through the following parks improvements:</p> <ul style="list-style-type: none"> • Pueblo Viejo Park Improvements; \$435,100 • Playa Drain Trail Improvements from Knights Dr to Yarbrough Dr; \$1,223,966 • Playa Drain Trail Improvements from Whittier Dr to Prado Rd; \$295,800
17	Goal Name	SL 3.1 Emergency Solutions Grant Activities
	Goal Description	<p>A total of 551,646 ESG funds will be used to benefit 1,725 persons/715 households through the following activities:</p> <ul style="list-style-type: none"> • El Paso Coalition for the Homeless: \$40,000 Homeless Management Information System (HMIS) = 8 ESG-funded agencies • Center Against Sexual and Family Violence: \$40,000 Emergency Shelter (ES) = 602 persons, 210 households • El Paso Human Services: \$56,391 Rapid Rehousing (RRH) = 23 persons, 15 households • Emergence Health Network: \$89,188 Street Outreach (SO) = 100 persons, 100 households • Opportunity Center for the Homeless, El Paso Outreach Initiative: \$40,000 Street Outreach (SO) = 108 persons, 108 households • Opportunity Center for the Homeless, Willie Sanchez Rosales: \$40,000 Emergency Shelter (ES) = 100 persons, 25 households • Project Vida, Inc.: \$70,000 (Homelessness Prevention), \$50,817 (Rapid Rehousing); \$120,817 in total HP = 21 persons/7 households; RRH = 22 persons/7 households • Reynolds Home: \$40,000 Emergency Shelter (ES) = 170 persons, 50 households • The Salvation Army: \$26,635 Emergency Shelter (ES), \$15,000 Homelessness Prevention (HP), \$5,000 Rapid Rehousing (RRH); \$46,635 in total ES = 507 persons, 169 households; HP = 54 persons, 18 households; RRH = 18 persons, 6 households • ESG Administration: \$38,615

18	Goal Name	EO 1.1 Financial Empowerment
	Goal Description	<p>A total of \$125,000 CDBG funds will be used to benefit 185 persons through the following activities:</p> <ul style="list-style-type: none"> • YWCA, (Learn, Invest, Focus, Train) LIFT Program; \$85,000 • Opportunity Center for the Homeless, Alternative Staffing Organization (ASO); \$40,000
19	Goal Name	EO 1.2 Microenterprise Technical Assistance
	Goal Description	Project Vida has been awarded \$90,000 CDBG funds to provide microenterprise technical assistance to benefit 110 businesses.
20	Goal Name	CDBG Program Administration
	Goal Description	<p>Funding is for 2020-2021 activities to provide program management and coordination:</p> <ul style="list-style-type: none"> • Program Administration: \$1,017,919 • Indirect Costs: \$181,716
21	Goal Name	Continuum Planning and Administration
	Goal Description	<p>Funding is for 2020-2021 projects to provide planning, management and support for El Paso's Continuum of Care.</p> <ul style="list-style-type: none"> • El Paso Coalition for the Homeless; \$52,800
22	Goal Name	HOME Program Administration
	Goal Description	<p>Funding is for 2020-2021 projects to provide planning and management for the HOME and CDBG RLF program:</p> <ul style="list-style-type: none"> • HOME EN: \$260,313 • HOME PI: \$180,000 • CDBG RLF: \$97,097
23	Goal Name	HOPWA Program Administration
	Goal Description	Funding is for 2020-2021 projects to provide planning and management for the HOPWA program: \$18,812

DRAFT

Projects

AP-35 Projects – 91.220(d)

Introduction

This section lists the projects that will be funded during the 2020-2021 Program Year with the Community Development Block Grant (CDBG), Home Investment Partnerships (HOME) Grant, Emergency Solutions Grant (ESG) and the Housing Opportunities for Persons Living with AIDS (HOPWA) Grant.

Projects

#	Project Name
1	DH 1.1 Fair Housing Education
2	DH 1.2 First Time Homebuyer Counseling & Education
3	DH 2.1 Housing Rehabilitation Assistance
4	DH 2.2 Rental Housing Rehabilitation by Developers
5	DH 2.3 New Housing Construction by CHDO's
6	DH 3.1 First Time Homebuyer Assistance
7	DH 3.2.1 Services for Persons Living with HIV/AIDS
8	DH 3.2.2 HOPWA Support Services
9	DH 3.2.3 HOPWA Sponsor Administration
10	SL 1.1 Children and Youth Services
11	SL 1.2 Seniors & Person with Disabilities Services
12	SL 1.3 Mental and Medical Health Services
13	SL 1.4 Homeless, Emergency Shelter and Housing
14	SL 2.1 Public Facilities - Neighborhood
15	SL 2.2 Public Facilities - Health Care
16	SL 2.3 Public Facilities - Parks
17	ESG 2020 City of El Paso
18	EO 1.1 Financial Empowerment
19	EO 1.2 Microenterprise Technical Assistance
20	CDBG Program Administration
21	Continuum of Care Planning and Administration
22	HOME Program Administration
23	HOPWA City Administration

Table 55 - Project Information

Describe the reasons for allocation priorities and any obstacles to addressing underserved needs

Allocation priorities are based on the results of a housing market and demographic analysis and survey

conducted for the Consolidated Plan, citizen requests, community housing needs, and recommendations by the Steering Committee. The main obstacle in addressing underserved needs is reduced funding, increased costs relating to public service programming and construction, and increased housing costs. The City of El Paso encourages its sub grantees to seek additional resources from other public and private sources to more robustly leverage limited federal entitlement funds.

DRAFT

AP-38 Project Summary
Project Summary Information

DRAFT

1	Project Name	DH 1.1 Fair Housing Education
	Target Area	Citywide
	Goals Supported	DH 1.1 Fair Housing Education
	Needs Addressed	DH 1.1 Fair Housing Education
	Funding	CDBG: \$25,000 Federal, State, Local and Private: \$7,000
	Description	This project will provide availability and accessibility to decent affordable housing.
	Target Date	8/31/2021
	Estimate the number and type of families that will benefit from the proposed activities	Approximately 60 households will have access to or availability of fair housing information through outreach, referral and participation activities, for the purpose of accessing decent affordable housing.
	Location Description	<ul style="list-style-type: none"> Citywide Project Vida, 3607 Rivera Avenue, El Paso, TX 79905
2	Planned Activities	This program will provide outreach and informational services on the requirements and protections of the Fair Housing Act. This program will reach out to local associations of realtors and mortgage lenders, local homebuilders associations and other groups involved in home development, sales, rentals and related services with the intention of creating awareness of fair housing. Low-income populations who may be unaware of the forms and practices of housing discrimination will benefit as well. Awareness and knowledge of potential problems and remedies will be made available to the public.
	Project Name	DH 1.2 First Time Homebuyer Counseling & Education
	Target Area	Citywide
	Goals Supported	DH 1.2 First Time Homebuyer Counseling & Education
	Needs Addressed	DH 1.2 First Time Homebuyer Counseling & Education
	Funding	CDBG: \$40,000 Federal, State, Local and Private: \$75,200
	Description	First Time Homebuyer Counseling and Education Program will provide citywide comprehensive housing counseling and education services to low- and moderate income families who are potential homebuyers.

	Target Date	8/31/2021
	Estimate the number and type of families that will benefit from the proposed activities	120 head of households will benefit from comprehensive housing counseling and education services targeted towards low- and moderate income families.
	Location Description	<ul style="list-style-type: none"> • Citywide • Project BRAVO 2000 Texas Ave, El Paso TX 79901; 8908 Old Country Dr, El Paso TX 79907
	Planned Activities	First Time Homebuyer Counseling and Education Program will provide citywide comprehensive housing counseling and education services to low- and moderate income families who are potential homebuyers under the City's First Time Homebuyer Assistance Program or who are at-risk homeowners facing homelessness due to mortgage default and a possible home foreclosure. Services will consist of a homebuyer orientation class, personal financial literacy class, one-to-one and group housing counseling sessions, incubation counseling program to work through the challenges to home ownership or home preservation, homebuyer education seminar, loan origination services, and post-purchase education including mortgage default and foreclosure prevention counseling.
3	Project Name	DH 2.1 Housing Rehabilitation Assistance
	Target Area	Citywide City Representative District 6 City Representative District 7
	Goals Supported	DH 2.1 Housing Rehabilitation Assistance
	Needs Addressed	DH 2.1 Housing Rehabilitation Assistance
	Funding	CDBG: \$517,903 HOME: \$1,123,881 Federal, State, Local and Private: \$102,000
	Description	This project will provide safe, affordable and decent housing.
	Target Date	8/31/2021

	Estimate the number and type of families that will benefit from the proposed activities	116 households (18 HOME, 8 CDBG RLF, 90 CDBG EN) will be assisted through single-family, owner-occupied rehabilitation, minor repair program, sewer connection.
	Location Description	<ul style="list-style-type: none"> • Citywide • City Representative District 6 • City Representative District 7
	Planned Activities	Owner occupied single family housing rehabilitation to include minor repairs, sewer connections, and minor housing rehabilitation for seniors and disabled homeowners.
4	Project Name	DH 2.2 Rental Housing Rehabilitation by Developers
	Target Area	Citywide
	Goals Supported	DH 2.2 Rental Housing Rehab by Developers
	Needs Addressed	
	Funding	HOME: \$1,565,342
	Description	This project will provide loans to construct safe, affordable and decent housing to increase and maintain the affordable rental housing stock.
	Target Date	8/31/2021
	Estimate the number and type of families that will benefit from the proposed activities	16 households earning under 60% Annual Median Income (AMI) will be supported through this project.
	Location Description	<ul style="list-style-type: none"> • Citywide
5	Planned Activities	Construction of rental units available for low to moderate income households.
	Project Name	DH 2.3 New Housing Construction by CHDO's
	Target Area	Citywide
	Goals Supported	DH 2.3 New Housing Construction by CHDO's
	Needs Addressed	DH 2.3 Rental Housing by CHDOs
	Funding	HOME: \$595,142
	Description	This project will provide safe, affordable and decent rental housing.

	Target Date	8/31/2021
	Estimate the number and type of families that will benefit from the proposed activities	6 households earning 60% Annual Median Income (AMI) or less will be supported through this program.
	Location Description	<ul style="list-style-type: none"> Citywide
	Planned Activities	New rental units to be constructed by Community Housing Development Organization (CHDO) for very low and low income tenants.
6	Project Name	DH 3.1 First Time Homebuyer Assistance
	Target Area	Citywide
	Goals Supported	DH 3.1 First Time Homebuyer Assistance
	Needs Addressed	DH 3.1 First Time Homebuyer Assistance
	Funding	CDBG: \$120,000 HOME: \$678,465
	Description	This project will provide safe, affordable and decent housing for first time homebuyers.
	Target Date	8/31/2021
	Estimate the number and type of families that will benefit from the proposed activities	20 households will be assisted through this project.
	Location Description	<ul style="list-style-type: none"> Citywide
7	Planned Activities	Provide first time homebuyers with a loan for down payment and closing costs assistance to make the overall home cost more affordable.
	Project Name	DH 3.2.1 Services for Persons Living with HIV/AIDS
	Target Area	Citywide
	Goals Supported	DH 3.2.1 Services for Persons Living with HIV/AIDS
	Needs Addressed	DH 3.2.1 HIV/AIDS Tenant Based Rental Assistance
	Funding	HOPWA: \$483,533
	Description	This project will provide affordability to decent housing.

	Target Date	8/31/2021
	Estimate the number and type of families that will benefit from the proposed activities	A total of 63 low-to-moderate income families will be assisted with tenant based rental assistance.
	Location Description	<ul style="list-style-type: none"> City of El Paso Department of Public Health, 701 Montana Avenue, El Paso TX 79902
	Planned Activities	Enable low- income persons living with HIV/AIDS, and their families, to establish or better maintain a stable living environment in housing that is decent, safe and sanitary by providing long-term housing assistance through tenant-based rental assistance and permanent housing placement.
8	Project Name	DH 3.2.2 HOPWA Support Services
	Target Area	Citywide
	Goals Supported	DH 3.2.2 HOPWA Support Services
	Needs Addressed	DH 3.2.2 HOPWA Support Services
	Funding	HOPWA: \$82,159
	Description	Provision of supportive services including, but not limited to, case management, counseling, referral services and resource identification for housing, health, and mental health services.
	Target Date	8/31/2021
	Estimate the number and type of families that will benefit from the proposed activities	A total of 63 low-to-moderate income families will be assisted with supportive services.
	Location Description	<ul style="list-style-type: none"> Citywide City of El Paso Department of Public Health, 701 Montana Avenue, El Paso TX 79902
	Planned Activities	Enable low- income persons living with HIV/AIDS, and their families, to establish or better maintain a stable living environment in housing that is decent, safe and sanitary by providing supportive services. Supportive Services activities include case management, counseling and resource identification for housing, health and mental health services.

9	Project Name	DH 3.2.3 HOPWA Sponsor Administration
	Target Area	Citywide
	Goals Supported	DH 3.2.3 HOPWA Sponsor Administration
	Needs Addressed	HOPWA Sponsor Administration
	Funding	HOPWA: \$42,578
	Description	This project will fund management and coordination activities for the HOPWA Project Sponsor.
	Target Date	8/31/2021
	Estimate the number and type of families that will benefit from the proposed activities	N/A
	Location Description	<ul style="list-style-type: none"> City of El Paso Department of Public Health, 701 Montana Avenue, El Paso TX 79902
10	Planned Activities	This project will fund management and coordination activities for the HOPWA Project Sponsor.
	Project Name	SL 1.1 Children and Youth Services
	Target Area	Citywide
	Goals Supported	SL 1.1 Children and Youth Services
	Needs Addressed	SL 1.1 Children and Youth Services
	Funding	CDBG: \$354,225 Federal, State, Local and Private: \$3,353,784
	Description	These programs will provide improved access to suitable living environments with a comprehensive range of services for children and youth through educational and personal development opportunities.
	Target Date	8/31/2021
	Estimate the number and type of families that will benefit from the proposed activities	A total of 1,824 low-to-moderate children and their families will be assisted from eight activities.

	Location Description	<ul style="list-style-type: none"> • Candlelighters of the El Paso, Living Everyday Program: \$40,436 1400 E. Hardaway Street, Suite 206 El Paso, TX 79903 • Child Crisis Center, Respite and Urgent Residential Care for Children: \$40,000 2100 N. Stevens Street, El Paso TX 79930 • CASA of El Paso, Court Appointed Special Advocates: \$48,789 221 N. Kansas Street Suite 1501, El Paso TX 79901 • Project Vida, Early Childhood Development: \$50,000 3607 Rivera Avenue, El Paso TX 79905 • Project Vida, After School Enrichment and Youth Program: \$40,000 3607 Rivera Avenue, El Paso TX 79905 • City of El Paso Parks and Recreation Department, Neighborhood Youth Outreach Program: \$30,000 Cooley Elementary, 107 N. Collingsworth Street, El Paso TX 79905; Douglass Elementary, 101 S. Eucalyptus Street, El Paso, TX 79905; Roberts Elementary, 341 Thorn Avenue, El Paso, TX 79932; Stanton Elementary, 5414 Hondo Pass Drive, El Paso TX 79924; Ysleta Elementary, 8624 Dorbandt Circle, El Paso TX 79907 • YWCA Youth Summer Program: \$65,000 4400 Boy Scout Lane, El Paso TX 79922
--	-----------------------------	--

		<ul style="list-style-type: none"> Family Service of El Paso, Ending the Silence in El Paso Youth: \$40,000 6040 Surety Drive, El Paso TX 79905
	Planned Activities	Agencies will provide a comprehensive range of services to include licensed child care; dropout and gang prevention; sports and recreation; educational programs; after-school tutoring programs; self-esteem building; respite and urgent residential care; and special services for children with cancer and their siblings, and also for children in the court system.
11	Project Name	SL 1.2 Seniors & Person with Disabilities Services
	Target Area	Citywide
	Goals Supported	SL 1.2 Seniors & Person with Disabilities Services
	Needs Addressed	SL 1.2 Seniors & Person with Disabilities Services
	Funding	CDBG: \$219,617 Federal, State, Local and Private: \$3,113,288
	Description	These programs will provide improved access to a suitable living environment by providing a continuum of care that includes a comprehensive range of services and safety net services for seniors and persons with disabilities.
	Target Date	8/31/2021
	Estimate the number and type of families that will benefit from the proposed activities	A total of 445 persons low-to-moderate families will be assisted from five activities.

	Location Description	<ul style="list-style-type: none"> County of El Paso, El Paso City-County Nutrition Program: \$40,622 6314 Delta Drive, El Paso TX 79905 Paso Del Norte CDC, Applied Behavior Analysis: \$50,654 1101 E. Schuster Avenue, El Paso TX 79902 Project Amistad, Money Management and Social Services: \$50,151 3210 Dyer Street, El Paso TX 79930 Opportunity Center for the Homeless, Elderly Case Management: \$48,190 1208 Myrtle Avenue, El Paso TX 79901 City of El Paso Parks and Recreation Department, Seniors and Disabled Physical Recreational Program: \$30,000 9031 Viscount Boulevard, El Paso TX 79925
	Planned Activities	Agencies will provide a wide variety of services to persons aged 62 and older and persons with disabilities met to form a collaborative approach to a continuum of care. Since they often experience similar needs, most of these programs are targeted toward both seniors and adults with disabilities. Services to seniors include representative payee services, stipend volunteer opportunities, homebound meals, therapy by licensed therapists to bring about positive developmental and behavior changes, and safe and appropriate citywide recreation activities. Services to persons with disabilities include homebound meals, advocacy training for parents of children with disabilities, and safe and appropriate citywide recreation activities.
12	Project Name	SL 1.3 Mental and Medical Health Services
	Target Area	Citywide
	Goals Supported	SL 1.3 Mental and Medical Health Services

	Needs Addressed	SL 1.3 Mental and Medical Health Services
	Funding	CDBG: \$189,617 Federal, State, Local and Private: \$2,335,045
	Description	These programs will provide improved access to a suitable living environment by providing a comprehensive range of mental and medical health services for low-to-moderate income individuals and families.
	Target Date	8/31/2021
	Estimate the number and type of families that will benefit from the proposed activities	A total of 1,226 low-to-moderate persons will be assisted from four activities.
	Location Description	<ul style="list-style-type: none"> Center Against Sexual and Family Violence, Mental Health Services for Survivors of Domestic Violence: \$43,391 580 Giles Road, El Paso TX 79915 El Paso Child Guidance Center, Mental Health & Abuse Intervention: \$49,156 2701 E. Yandell Drive, El Paso TX 79903 Opportunity Center for the Homeless, WRAP Program: \$44,473 1208 Myrtle St, El Paso TX 79901; 4451 Delta Dr, El Paso TX 79905; 4321 Delta Dr, El Paso TX 79905 Project Vida, Integrated Primary Healthcare: \$52,597 3607 Rivera Ave, El Paso TX 79905 (Admin); 3612 Pera Ave, El Paso TX 79905 (Program)
	Planned Activities	Agencies will provide a wide variety of services that include preventive health care and education, primary health care, psychiatric evaluations, psychotherapy, and counseling. All services will be provided to low-to-moderate income clients to include vulnerable populations such as persons experiencing homelessness and victims of domestic violence.
	Project Name	SL 1.4 Homeless, Emergency Shelter and Housing

13	Target Area	Citywide
	Goals Supported	SL 1.4 Homeless, Emergency Shelter and Housing
	Needs Addressed	SL 1.4 Homeless, Emergency Shelter and Housing
	Funding	CDBG: \$189,617 Federal, State, Local and Private: \$1,993,124
	Description	These projects will provide increased availability and accessibility to a suitable living environment with homeless, emergency shelter and housing activities.
	Target Date	8/31/2021
	Estimate the number and type of families that will benefit from the proposed activities	A total of 394 presumed benefit individuals will be assisted from four activities.
	Location Description	<ul style="list-style-type: none"> • El Paso Center for Children, Runaway and Homeless Shelter: \$45,933 2200 N. Stevens St, El Paso, TX 79930 (Admin); 3700 Altura Ave Bldg C&E, El Paso TX 79930 (Project) • El Paso Human Services, Youth Homeless Shelter: \$40,923 1001 Montana Ave. El Paso TX 79902 (Admin); 810/820 Montana Ave, El Paso TX 79902 (Project) • La Posada Home, Inc., La Posada Home Shelter: \$52,289 1020 N. Campbell Street, El Paso TX 79902 • YWCA, YWCA Homeless Program: \$50,472 201 E. Main Street, Suite 400, El Paso TX 79901; 3700 Altura Avenue, El Paso TX 79930 (Project)

	Planned Activities	Agencies will assist individuals and families that are experiencing homelessness by providing emergency shelter services. Emergency shelter services under these agencies include safe shelter, basic living needs (food & clothing) and case management. These programs have the ultimate goal of helping their clients achieve stable permanent housing.
14	Project Name	SL 2.1 Public Facilities - Neighborhood
	Target Area	Citywide City Representative District 6
	Goals Supported	SL 2.1 Public Facilities - Neighborhood
	Needs Addressed	SL 1.8 Public Facilities - Neighborhood
	Funding	CDBG: \$1,557,540
	Description	This project will provide availability and accessibility for a suitable living environment by improving neighborhood facilities.
	Target Date	8/31/2021
	Estimate the number and type of families that will benefit from the proposed activities	Approximately 7,500 persons will benefit each year from one neighborhood facility project.
	Location Description	<ul style="list-style-type: none"> El Pasoans Fighting Hunger Food Bank, District 6: \$1,557,540 9541 Plaza Circle, El Paso TX 79927 <p>Note: Although this project is located in District 6, the services provided by this agency are offered Citywide.</p>

	Planned Activities	<ul style="list-style-type: none"> <u>El Pasoans Fighting Hunger Food Bank Community Kitchen and Teaching Kitchen - District 6:</u> Community kitchen (4,000 sq ft) will include installation of commercial and industrial appliances and equipment to include, commercial mixer with stand, a gas convection oven, a commercial size tilt skillet, and a commercial dish machine; installation of built-in storage equipment such as a commercial size refrigerator, freezer and pantry space; and major upgrades to plumbing, water, electrical, gas, an underground grease trap, and adequate HVAC and venting. Teaching kitchen (1,500 sq ft) will include installation of commercial size kitchen appliances and equipment, such as commercial wall ovens, and seating; installation of built-in storage equipment such as a refrigerator, freezer and pantry space upgrades to plumbing, water, electrical, gas, adequate HVAC and venting; installation of countertops/tables and seating; and stadium style seating for about 75 people.
15	Project Name	SL 2.2 Public Facilities - Health Care
	Target Area	Citywide City Representative District 7
	Goals Supported	SL 2.2 Public Facilities - Healthcare
	Needs Addressed	SL 1.9 Public Facilities - Healthcare
	Funding	CDBG: \$154,260
	Description	This project will provide availability and accessibility for a suitable living environment by improving a healthcare facility.
	Target Date	8/31/2021
	Estimate the number and type of families that will benefit from the proposed activities	Approximately 5,000 persons each year will benefit from one healthcare facility project.
	Location Description	<ul style="list-style-type: none"> Centro San Vicente Pharmacy Renovation Project, District 7: \$154,260 8061 Alameda Avenue, El Paso, TX 79915 Note: Although this project is located in District 7, the services provided by this agency are offered Citywide.

	Planned Activities	<ul style="list-style-type: none"> • <u>Centro San Vicente Pharmacy Renovation Project - District 7:</u> project will include renovating of the existing pharmacy and expansion by 230 square feet. This will include demolition of wall; new plumbing; build-up of walls (i.e., drywall, patient, acoustical ceiling, carpet and vinyl); installation of new store fronts (i.e., glass doors and framing, roller shades); HVAC; wood, plastics & composites, (rough carpentry and millwork); and communication equipment, including security cameras, data/telephone installation, fire alarm and smoke detectors.
16	Project Name	SL 2.3 Public Facilities - Parks
	Target Area	City Representative District 6 City Representative District 7
	Goals Supported	SL 2.3 Public Facilities - Parks
	Needs Addressed	SL 1.11 Public Facilities - Parks
	Funding	CDBG: \$1,954,866
	Description	This project will provide availability and accessibility to a suitable living environment by improving parks and recreation facilities.
	Target Date	8/31/2021
	Estimate the number and type of families that will benefit from the proposed activities	14,325 persons will benefit from three parks projects.
	Location Description	<ul style="list-style-type: none"> • Pueblo Viejo Park Improvements, District 6: \$435,100 Along Roseway Dr from Davis Dr to Presa Pl (project will occur at portion of park located between Davis Dr and Pendale Rd), El Paso TX 79907 • Playa Drain Walking Trail Improvements from Knights Dr to Yarbrough Dr, District 7: \$1,223,966 Playa Drain between Knights Dr to Yarbrough Dr • Playa Drain Trail Improvements from Whittier Dr to Prado Rd, District 7: \$295,800 Playa Drain Trail along Independence Dr from Whittier Dr to Prado Rd

	Planned Activities	<ul style="list-style-type: none"> • <u>Pueblo Viejo Park Improvements - District 6:</u> project will include removal of existing playground; installation of new playground equipment; new canopy over new playground equipment; and engineered wood fiber. • <u>Playa Drain Trail Improvements from Knights Dr to Yarbrough Dr - District 7:</u> project will include construction of an urban trail (paved surface) with landscaping for an approximate 4,000 linear feet (. 75 miles) segment of the Playa Drain Trail. scope includes paved surface trail/header curbs; post and cable fence; irrigation system; landscape; monument columns; benches; picnic tables; drinking fountain; traffic safety striping; and traffic access control (bollards). • <u>Playa Drain Trail Improvements from Whittier Dr to Prado Rd - District 7:</u> project will consist of installation of LED lighting (consider solar); wayfinding signs; mile markers; striping and restriping along the proposed urban trail segment of the Playa Drain Trail.
17	Project Name	ESG 2020 City of El Paso
	Target Area	Citywide
	Goals Supported	SL 3.1 Emergency Solutions Grant Activities
	Needs Addressed	SL 1.14 Emergency Solutions Grant Activities
	Funding	ESG: \$551,646 Federal, State, Local and Private: \$5,374,122
	Description	PY 2020-2021 Annual Allocation: Street Outreach, Emergency Shelter operations; homelessness prevention for at-risk persons; rapid rehousing for homeless persons and HMIS services. Additionally, the City will use 7% for administrative costs. PY 2019-2020 ESG-CV: Emergency shelter activities to prevent, prepare and respond to the COVID-19 pandemic among individuals and families who are homeless or are receiving homeless assistance.
	Target Date	8/31/2021
	Estimate the number and type of families that will benefit from the proposed activities	1,725 at-risk or homeless persons, or 715 households, will be assisted from these activities.

	Location Description	<ul style="list-style-type: none"> • El Paso Coalition for the Homeless - 6044 Gateway Blvd. East, Suite 211, El Paso TX 79905 \$40,000 (HMIS) HMIS = 8 ESG-funded agencies • Center Against Sexual and Family Violence (CASFV) - 580 Giles Rd, El Paso TX 79915 \$40,000 (Emergency Shelter) ES = 602 persons, 210 households • El Paso Human Services - 1001 Montana Ave, El Paso TX 79902 \$56,391 (Rapid Rehousing) RRH = 23 persons, 15 households • Emergence Health Network - (Project) 1600 Montana Ave, El Paso TX 79902 \$89,188 (Street Outreach) SO = 100 persons, 100 households • Opportunity Center for the Homeless, Opportunity Center Outreach Initiative (OCOI)- 1208 Myrtle Ave, El Paso TX 79901 \$40,000 (Street Outreach) SO = 108 persons, 108 households • Opportunity Center for the Homeless, Willie Sanchez Rosales - 510 S. Oregon St, El Paso TX 79901 \$40,000 (Emergency Shelter) ES = 100 persons, 25 households • Project Vida, Inc. (Admin) - 3607 Rivera Ave, El Paso TX 79905 \$70,000 (Homelessness Prevention), \$50,817 (Rapid Rehousing); \$120,817 total HP = 21 persons, 7 households; RRH = 22 persons, 7 households • Reynolds Home - 8023 San Jose Rd, El Paso TX 79915 \$40,000 (Emergency Shelter) ES = 170 persons, 50 households • The Salvation Army - 4300 East Paisano Dr, El Paso TX 79905 \$26,635 (Emergency Shelter), \$15,000 (Homelessness Prevention), \$5,000 (Rapid Rehousing); \$46,635 in total ES = 507 persons, 169 households; HP = 54 persons, 18 households; RRH = 18 persons, 6 households • ESG Administration - 801 Texas Ave, El Paso TX 79901 \$38,615
--	-----------------------------	--

		Street Outreach/Emergency Shelter - \$275,823 = 50%; Homeless Prevention/Rapid Rehousing/HMIS/Admin - \$275,823 = 50%
--	--	---

	Planned Activities	<ul style="list-style-type: none"> • El Paso Coalition for the Homeless will be the administrator of the local HMIS, a HUD required integrated internet-based database which records and stores client-level information on the characteristics and service needs of homeless persons. This system is utilized by homeless assistance providers to create a more coordinated and effective housing and service delivery system. • Center Against Sexual & Family Violence – Emergency Shelter for survivors of sexual assault and domestic violence to provide a safe haven, support services and advocacy to address the needs of homeless victims of domestic and sexual violence. Ultimately, the goal of the project is to help each survivor leave or end their relationship with their abuser and move into community based housing. • El Paso Human Services - Youth Homelessness Program – program will address ending youth homelessness in El Paso, Texas. By providing suitable housing through Rapid Re-housing assistance and support services for homeless youth, ages 18-24 which include individuals and families, former foster youth and LGBTQ youth. • Emergence Health Network - Homeless Street Outreach - The Program is designed to assist individuals who are residing on the streets of El Paso and link them to a full range of services that will lead to self-sufficiency and permanent housing. • Opportunity Center for the Homeless – Opportunity Center Outreach Initiative (OCOI) – The street outreach program engages families and individuals living on the streets who meet the HUD definition of homeless to offer triage type services in an effort to move them into a shelter and housing. • Opportunity Center for the Homeless - Willie Sanchez Rosales Family Center – program will provide services to homeless families and will accept dual parent families, or single fathers with children. The Center will provide needed safety net services that assist families to overcome the issues of homelessness in a positive environment. • Project Vida Inc. – Homelessness Prevention & Recovery Program – program will provide individuals and families, case management, and homelessness prevention assistance to
--	---------------------------	--

		<p>persons at-risk of becoming homeless and rapid rehousing assistance to persons and families who are experiencing homelessness.</p> <ul style="list-style-type: none"> Reynolds Home Non-Profit Corporation – Moving Forward Program – program will provide shelter to women and their children on a yearly basis. The women will receive direct and outcome oriented case management to ensure that they achieve financial stability, family cohesiveness, and mental and health well-being so that they can transition into their own homes in the shortest amount of time possible. After leaving, continued support will be provided to prevent future episodes of homelessness. The Salvation Army - Red Shield Family Center – program will provide food and shelter to up to 148 beds with an additional 40 overflow beds. The shelter will also provide food, shelter and supportive services all designed to stabilize the client’s physical, psychological and financial situation and ultimately place them in permanent housing with the skills and resources to remain independent.
18	Project Name	EO 1.1 Financial Empowerment
	Target Area	Citywide
	Goals Supported	EO 1.1 Financial Empowerment
	Needs Addressed	EO 1.1 Financial Empowerment
	Funding	CDBG: \$125,000 Federal, State, Local and Private: \$74,075
	Description	This project will provide increased availability and accessibility to economic opportunities through job training, job coaching and education.
	Target Date	8/31/2021
	Estimate the number and type of families that will benefit from the proposed activities	A total of 185 low-to-moderate persons will be assisted from two activities.

	Location Description	<ul style="list-style-type: none"> YWCA LIFT Program: \$85,000 1600 Brown Street, El Paso TX 79902 Opportunity Center for the Homeless, Alternative Staffing Organization: \$40,000 1208 Myrtle Avenue, El Paso TX 79901
	Planned Activities	Agencies will provide individuals with job readiness training, including computer literacy, and job coaching in order to prepare participants for employment and other economic opportunities.
19	Project Name	EO 1.2 Microenterprise Technical Assistance
	Target Area	Citywide
	Goals Supported	EO 1.2 Microenterprise Technical Assistance
	Needs Addressed	EO 1.2 Microenterprise Technical Assistance
	Funding	CDBG: \$90,000 Federal, State, Local and Private: \$9,000
	Description	This project will provide increased availability and accessibility to economic opportunities.
	Target Date	8/31/2021
	Estimate the number and type of families that will benefit from the proposed activities	A total of 110 businesses will be assisted from this activity.
	Location Description	<ul style="list-style-type: none"> Project Vida Community Development Corporation (PVCDC): \$90,000 3607 Rivera Ave, El Paso TX 79905; 1421 Lee Trevino Dr #B-1, El Paso TX 79935

	Planned Activities	<p>The Microenterprise Technical Assistance Project administered by Project Vida Community Development Corporation (PVCDC) will collaborate with ACCION Texas to provide technical assistance to those that are either classified as a Microenterprise or are in the process of developing a Microenterprise, to improve their business skills and access to capital. PVCDC will oversee education and outreach activities and, will provide a list of community resources for loan assistance. Education activities include:</p> <ul style="list-style-type: none"> • How to Expand an Existing Business • How to Start a New Business • Marketing and Sales Development • Advertising and Promotion Development • Business Research and Planning • General Business Management • Capital Formation and Business Loans • Computerization for a Microenterprise
20	Project Name	CDBG Program Administration
	Target Area	Citywide
	Goals Supported	CDBG Program Administration
	Needs Addressed	CDBG Program Administration
	Funding	CDBG: \$1,199,635
	Description	This project will fund program management and coordination activities for the CDBG.
	Target Date	8/31/2021
	Estimate the number and type of families that will benefit from the proposed activities	N/A
	Location Description	Community and Human Development, 801 Texas Avenue (City 3), El Paso TX 79901
	Planned Activities	This project will fund program management and coordination activities for CDBG.
	Project Name	Continuum of Care Planning and Administration

21	Target Area	Citywide
	Goals Supported	Continuum Planning and Administration
	Needs Addressed	Continuum of Care Planning and Administration
	Funding	CDBG: \$52,800
	Description	This project will fund program management and coordination for Continuum of Care planning activities.
	Target Date	8/31/2021
	Estimate the number and type of families that will benefit from the proposed activities	N/A
	Location Description	El Paso Coalition for the Homeless, 6044 Gateway Blvd. East, Suite 211, El Paso TX 79905
	Planned Activities	Through this activity, the El Paso Coalition for the Homeless will provide support to homeless service providers.
22	Project Name	HOME Program Administration
	Target Area	Citywide
	Goals Supported	HOME Program Administration
	Needs Addressed	HOME Program Administration
	Funding	CDBG: \$97,097 HOME: \$440,313
	Description	This project will provide program management and coordination activities for housing activities funded through HOME EN, HOME PI and CDBG-RLF.
	Target Date	8/31/2021
	Estimate the number and type of families that will benefit from the proposed activities	N/A
	Location Description	Community and Human Development, 801 Texas Avenue (City 3), El Paso TX 79901

	Planned Activities	This project will provide program management and coordination activities for HOME EN, HOME PI and CDBG RLF housing activities.
23	Project Name	HOPWA City Administration
	Target Area	Citywide
	Goals Supported	HOPWA Program Administration
	Needs Addressed	HOPWA Program Administration
	Funding	HOPWA: \$18,812
	Description	This project will provide program management and coordination for the HOPWA Program.
	Target Date	8/31/2021
	Estimate the number and type of families that will benefit from the proposed activities	N/A
	Location Description	Community and Human Development, 801 Texas Avenue (City 3), El Paso TX 79901
	Planned Activities	This project will provide program management and coordination for the HOPWA Program.

AP-50 Geographic Distribution – 91.220(f)

Description of the geographic areas of the entitlement (including areas of low-income and minority concentration) where assistance will be directed

Assistance provided through the four entitlement grants will be offered throughout the City of El Paso. The various types of CDBG, HOME and ESG programs and projects will serve persons residing within city limits. HOPWA will extend beyond City limits by providing rental assistance and supportive services to persons who reside within El Paso County limits.

All public service programs under the CDBG and ESG grants are offered Citywide, while HOPWA accepts clients that reside within El Paso County limits that encompasses the City of El Paso. Clients receiving assistance are required to provide data to verify low-to-moderate income status or they must validate that they are of presumed benefit. For CDBG public facilities, two of the five projects have been awarded to non-profit agencies whose services are offered Citywide. As a result, the agencies for these two projects will utilize the same methods as public service agencies to establish low-to-moderate income status. For the remaining three public facilities projects, the 2011-2015 American Community Survey (ACS) was used to identify areas within city limits that are low-to-moderate income and therefore qualify for CDBG-funded improvements. Under the CDBG Volunteer Housing Rehabilitation program, the two non-profit agencies who have been awarded funding will check for CDBG-eligibility as they vet requests by homeowners to receive assistance for minor home repairs.

The following "Geographic Distribution" table shows the geographic distribution of CDBG, HOME, ESG and HOPWA funds for the City of El Paso's 2020-2021 program year.

Geographic Distribution

Target Area	Percentage of Funds
Citywide	
City Representative District 3	
City Representative District 5	
City Representative District 1	62
City Representative District 6	21
City Representative District 7	18
City Representative District 8	
City Representative District 2	
City Representative District 4	

Table 56 - Geographic Distribution

Rationale for the priorities for allocating investments geographically

Most of the City's HUD-funded programs and services are offered Citywide in an effort to fairly and justly serve the City's low-to-moderate population without disregarding those from certain areas of El

Paso.

At the request of City Council and after review of the CDBG final allocation, \$1,235,000 of CDBG funding will be used for public facilities improvements and minor housing repair in the two targeted City Representative Districts that have been established for this program year – City Representative District #6 and City Representative District #7. The remainder of CDBG public facilities funding was set-aside for large scale improvements in which project proposals were accepted Citywide. Eight project proposals were received under the large scale public facilities category. Ultimately, the two projects awarded funding are both located within the two targeted districts – one of the projects is located in District #6, while the other project is located in District #7.

Attached in the Unique Appendices are maps of the two districts (District #6 and District #7) in which projects that qualify under the area benefit category are located. Also included is a citywide map showing the low-to-moderate areas within the City of El Paso that are eligible to receive CDBG funding.

Discussion

See above.

Affordable Housing

AP-55 Affordable Housing – 91.220(g)

Introduction

The City of El Paso's housing priorities are increasing the supply of safe, affordable and sanitary housing for low to moderate income households; expanding homeownership opportunities; and revitalizing neighborhoods. For the 2020-2021 program year, the City will address the noted priorities through the following activities:

- Rehabilitation of 116 single family owner occupied units, including minor repair (4 units) and sewer connection (1 unit)
- Homebuyer assistance for 20 First Time Homebuyers
- New Construction of 22 affordable rental housing units
- Homelessness Prevention, short-to-medium term rental assistance to 75 persons/25 households
- Rapid rehousing rental assistance to 63 homeless persons/28 households
- Tenant Based Rental Assistance to 63 persons with HIV/AIDS

One Year Goals for the Number of Households to be Supported	
Homeless	28
Non-Homeless	178
Special-Needs	63
Total	269

Table 57 - One Year Goals for Affordable Housing by Support Requirement

One Year Goals for the Number of Households Supported Through	
Rental Assistance	116
The Production of New Units	22
Rehab of Existing Units	111
Acquisition of Existing Units	20
Total	269

Table 58 - One Year Goals for Affordable Housing by Support Type

Discussion

The City of El Paso provides the following affordable housing programs: Single Family Owner Occupied (SFOO) Renovation, SFOO Reconstruction, SFOO Minor Repair, SFOO Sewer Connection, First Time Home Buyer, Multi-Family Rental Housing Investor Construction and Renovation, Multi-Family Rental Housing CHDO Construction and Renovation, Volunteer Housing Rehabilitation, and Tenant Based Rental Assistance for persons living with AIDS/HIV. These programs advance the City's Mission and

Vision to provide safe, affordable, resilient and decent housing.

The City's renovation, reconstruction, and rental assistance programs provide assistance to low-to moderate income household in addressing unsafe conditions and building code violations in their homes. The City assists low-income families through the following programs:

1. Standard Renovation and Reconstruction Program - provides a 30 year, 0% interest rate Amortized Loan and/or Forgivable Deferred Payment Loan; a maximum of \$65,000 is offered to families, with additional funds for accessibility modifications (up to \$20,000), lead, mold, asbestos abatement (up to \$20,000), relocation during renovation (up to \$3,000) and additional assistance for historic properties (up to \$10,000).
2. Senior Citizen and Disabled Program - provides a 15-year, 0% interest rate Forgivable Deferred Payment Loan; a maximum of \$65,000 is offered to families, with additional funds for accessibility modifications (up to \$20,000), lead, mold, asbestos abatement (up to \$20,000), relocation during renovation (up to \$3,000) and additional assistance for historic properties (up to \$10,000).
3. Minor Repair Program - offers assistance for up to \$15,000 per project with an affordability period of 4 years.
4. Residential Sewer Connection Program - provides a 2 year, 0% interest rate, Forgivable Deferred Payment Loan to assist homeowners in getting connected to the City's main sewer line.
5. First Time Homebuyer Program – provides a 30 year, up to 3% interest rate, to assist households for up to \$35,000.00 for principle reduction and up to \$5,000.00 for down payment and closing costs assistance. The program assists in making the purchase for a home more affordable.
6. First Time Homebuyer Counseling Program - in conjunction with the First Time Homebuyer Program, the City also sets aside \$40,0000 annually to fund a First Time Homebuyer Counseling Program to assist low- to moderate- income households with down payment and closing costs, to ensure that homes are affordable. The counseling and education program provided by El Paso Community Action Program, Project Bravo, Inc., a HUD approved non-profit counseling agency, provides homeownership training, housing counseling and foreclosure prevention to ensure families are able to attain and maintain an affordable home.
7. Affordable Rental Housing Projects - the City issues a Request for proposals on Affordable Rental Housing Projects for the production and maintenance of multi-family rental housing based on available funding. All the City programs ensure that low-to-moderate-income families improve their quality of life by maintaining, reconstructing, purchasing or renting safe, affordable, resilient and decent housing.
8. Volunteer Housing Rehabilitation - the City has awarded \$235,000 in funding to Rebuilding Together (\$120,000) and Fisherman of Hope (\$115,000) who assists low income, elderly and disabled homeowners with repairs to their home, at no cost to them. This year's two targeted districts for this program are District 6 and District 7.

9. HOPWA TBRA program - provides Tenant Based Rental Assistance to low-income persons with HIV/AIDS. The amount of assistance is determined on a case-by-case basis. This year 63 persons with HIV/AIDS and their families will to benefit from this program.

AP-60 Public Housing – 91.220(h)

Introduction

The Housing Authority of the City of El Paso (HACEP) is the local public housing agency and the second largest in the state of Texas. Its mission is to provide and increase the supply of safe, decent, sanitary and affordable housing for assisted families at or below 80% of median income by maintaining the Housing Authority's housing stock and ensuring that private rentals under the Section 8 – Housing Choice Voucher (HCV) Programs meet HUD Housing Quality Standards. HACEP owns and manages over 19,267 units of assisted housing including housing choice vouchers (HCV). A categorical description follows:

HACEP administers:

- 575 conventional Public Housing units which includes 269 scattered site dwellings;
 - 492 Section 8 New Construction (project-based) dwellings;
 - 1,192 non-subsidized dwellings;
 - 50 USDA-subsidized units for migrant workers;
 - 1,003 low income housing tax credit units (LIHTC);
 - 5,500 Housing Choice Vouchers (HCV) / Section 8 assistance
 - 5,706 Project Based Rental Assistance (PBRA)/LIHTC Units;
 - 579 Project-based Voucher/LIHTC/HOME units; and
-
- 235 PBRA units

Actions planned during the next year to address the needs to public housing

- The City addresses the needs of public housing residents by offering homeownership preparation counseling and training to Public Housing, PBRA, and HCV-Homeownership Program Clients. Financial homebuyer assistance is provided to qualifying HACEP tenants.
- The City will continue to support the HACEP efforts to obtain funds for housing-related renovations or new construction.
- The City will continue to provide Consolidated Plan certifications of consistency for HACEP projects and proposals and annual plan/five-year plan submissions.

Actions to encourage public housing residents to become more involved in management and participate in homeownership

During the reporting period, the City encouraged qualifying graduates of the HACEP Public Housing, Project-Based Rental Assistance and Housing Choice Voucher Homeownership Assistance program to participate in homeownership by assisting them with Housing Counseling and Homebuyer Assistance

through numerous local programs.

During the reporting period, HACEP encouraged resident involvement through the following activities and programs:

- Health and wellness activities
- Homeownership Presentations and Preparation
- Financial Education
- Family Self-Sufficiency activities
- Tutoring for Youth
- Scholarship assistance
- Bible class for adults and youth
- Leadership sessions for adults and youth
- Arts and crafts for seniors and youth
- Health fairs
- Cancer prevention screenings
- Exercise classes

If the PHA is designated as troubled, describe the manner in which financial assistance will be provided or other assistance

The Housing Authority of the City of El Paso does not fall under a troubled PHA designation.

Discussion

HACEP will continue to focus on its Annual Plan on the following areas to better serve its residents:

- Implementation of Rental Assistance Demonstration (RAD) Conversion of Public Housing portfolio;
- Identification of management's needs to enable HACEP staff to continue of providing exceptional customer service to its clients;
- Provide services to children, youth, and families to engage them in productive, healthy activities that promote physical and emotional well-being, community involvement, positive social interaction, good school attendance, and grades;
- Develop additional partnerships to augment activities for children and youth to explore careers;
- Prior to assisting children with services that will prepare them at an early age to develop the skills and knowledge to become self-sufficient, it is important to teach them the importance of values as a member of a family and community;
- Reduce drug and alcohol abuse through youth and family programs;
- Preserve and improve housing stock through numerous activities, including modernization, re-

habilitation, new construction, and acquisition;

- Identify resources through local partnerships in addressing homelessness;
- Provide equal housing opportunities to all applicants/residents;
- Involve the Council of Presidents, housing programs residents, and Section 8 - HCV participants on the preparation of the agency plan;
- Provide training to staff and commissioners to fully understand and take advantage of opportunities under QHWRA of 1998 to better serve residents and the community; and
- Identify, develop, and leverage services to enable low-income families to become self-sufficient.

AP-65 Homeless and Other Special Needs Activities – 91.220(i)

Introduction

The Continuum of Care Plan, which was developed by the El Paso Coalition for the Homeless and its member agencies, is supported by the City of El Paso and is in alignment with federal strategic initiatives as well as the HEARTH Act of 2009. The Plan is described in the Strategic Plan Section of the Consolidated Plan for 2015-2020. The City utilizes funding from several sources in contributing to Continuum of Care activities, specifically designed to prevent and end homelessness so that homelessness, when it does occur, is rare, brief and non-recurring.

Describe the jurisdictions one-year goals and actions for reducing and ending homelessness including

Reaching out to homeless persons (especially unsheltered persons) and assessing their individual needs

The City and the Continuum of Care (CoC) have set goals for the 2020 year to continue realigning its system of care to meet HEARTH objectives and improve performance including allocating approximately 23% of the ESG Program entitlement to Street Outreach Activities to provide services directly to unsheltered individuals and families.

Nine teams within the CoC undertake aggressive outreach on the streets and other locations where homeless persons congregate to identify and engage persons that routinely sleep on the streets or other places not meant for human habitation. The outreach teams engage the assistance of homeless and formerly homeless individuals in conducting street outreach and work closely with local law enforcement for this purpose, including the Crisis Intervention Team initiative, a collaboration between the El Paso Police Department and Emergence Health Network, the local mental health authority.

The CoC has implemented the federally-mandated Coordinated Entry (CE) system and adopted the Vulnerability Index Service Prioritization Decision Assistance Tool (VI-SPDAT) as the standardized assessment tool for all those experiencing homelessness, including those on the street. The assessment varies depending on the population being assessed; individuals, families and youth. Street Outreach teams are requested to link unsheltered homeless to CE operators for assessment and referral purposes. The CE team is accessible at three strategically-located access points and also through 2-1-1 Texas Information Referral Hotline. All persons are assessed for services and housing options using the standardized tool which also prioritizes those hardest to serve.

The CoC collaborates with churches, civic organizations, and business associations to spread awareness of available and existing programs and routinely works with street outreach staff. The CoC requires all funded programs to make services accessible and available to all persons regardless of race, color, religion, gender, sexual orientation, age, familial status or disability. All housing programs in the CoC are

required to submit their eligibility criteria to the CoC Lead for use with CE.

Addressing the emergency shelter and transitional housing needs of homeless persons

The City El Paso's plan for allocation/subaward of funds for the 2020-2021 program year is detailed in the following program descriptions.

Community Development Block Grant (CDBG)

A total of \$189,617 in 46th Year (2020-2021) CDBG funds are being allocated to public service projects that will benefit the homeless or reduce the incidence of homelessness. The activities funded will cover a wide range of Continuum of Care services including intake, case management, emergency shelter, transitional shelter, and supportive services in an effort to reduce the number of persons experiencing homelessness within the City, including projects directed at victims of domestic violence and youth.

Emergency Solutions Grant (ESG)

The Emergency Solutions Grants Program is designed to be part of a Continuum of Care to enable homeless individuals and families to move toward independent living as well as to prevent homelessness.

A total of \$513,031 in Emergency Solutions Grant funds are being allocated in Program Year 2020-2021 to the following nine agencies that provide services benefiting a wide range of homeless populations, as described below. A portion equal to 7% of the total ESG allocation will be withheld for the DCHD administration costs of the ESG program.

1. El Paso Coalition for the Homeless –Homeless Management Information System (HMIS)
2. Center Against Sexual & Family Violence – Emergency Shelter for Survivors of Sexual & Domestic Violence – Emergency Shelter
3. El Paso Human Services – Youth Homelessness Rapid Rehousing Program
4. Emergence Health Network – Homeless Street Outreach Program
5. Opportunity Center for the Homeless – Opportunity Center Outreach Initiative Program
6. Opportunity Center for the Homeless – Willie Sanchez Rosales Family Center – Emergency Shelter Program
7. Project Vida – Homelessness Prevention & Recovery Program
8. Reynolds Home - Emergency Shelter Program
9. The Salvation Army - Red Shield Family Shelter – Emergency Shelter, Homelessness Prevention and Rapid Rehousing Program

The FY2019 Continuum of Care Competition for direct awards from HUD for Homeless Programs in the amount of \$2,915,623 will provide funding for Permanent Supportive Housing, Rapid Rehousing, Joint Transitional Housing – Permanent Housing-Rapid Rehousing, Coordinated Entry and HMIS in El Paso

during the upcoming year as follows:

- Permanent Supportive Housing \$1,192,610
- Rapid Rehousing \$973,236
- TH PH-RRH \$127,315
- TH \$284,255
- CE \$202,000
- HMIS \$136,207

Helping homeless persons (especially chronically homeless individuals and families, families with children, veterans and their families, and unaccompanied youth) make the transition to permanent housing and independent living, including shortening the period of time that individuals and families experience homelessness, facilitating access for homeless individuals and families to affordable housing units, and preventing individuals and families who were recently homeless from becoming homeless again

The El Paso Coalition for the Homeless has implemented a Coordinated Entry (CE) system for the El Paso Continuum of Care (CoC) to more effectively assist those at risk of or experiencing homelessness. The CoC has adopted the VI-SPDAT as the standardized tool for CE for individuals, families and youth, as well as subpopulations such as veterans. The CE team is accessible at three strategically-located access points and also through 2-1-1 Texas Information Referral Hotline. In addition, 2-1-1 is providing “warm” referrals during off hours as part of the coordinated entry initiative. All persons are assessed for services and housing options using the standardized tool which also prioritizes those hardest to serve, especially the chronically homeless. The assessment captures basic information to determine program eligibility. Referrals are focused on housing interventions which utilize Permanent Supportive Housing opportunities when available as well as Rapid Re-housing programs offered through entities receiving City, State or Federal funding for these programs. When necessary or appropriate, a referral is made to an emergency shelter and/or transitional program for those in need.

The CoC has identified Housing First as its primary approach for ending homelessness. The concept of Housing First has been discussed at length within the El Paso CoC in an effort to fully implement a Housing First methodology in all programs within the El Paso CoC to not only better serve clients experiencing homelessness but also to conform to federal guidelines and directives related to system transformation. Housing First is also imbedded in the Coordinated Entry process. Accessing housing opportunities through the CE assessment and referral process utilizes a housing first philosophy. After assessment is performed, clients are referred to options that best meet their needs and are connected with a service provider, without preconditions to acceptance to the extent possible depending on the program and the housing.

The CoC employs the following strategies to ensure all participants enrolled in programs are connected

with the necessary services to achieve stability and maintain their housing:

- Retains a Resource Facilitator with the responsibility of educating agencies regarding the scope of services within the region as well as providing training to caseworkers regarding this process
- Requires programs to utilize a benefits specialist who assists households in determining those for which they are eligible
- Coordinates with social service agencies to assist homeless households in accessing mainstream benefits
- Works with projects and the community to identify specific non-employment income, including expedited access to SSI and SSDI through SOAR
- Collaborates with entities focused on employment

Helping low-income individuals and families avoid becoming homeless, especially extremely low-income individuals and families and those who are: being discharged from publicly funded institutions and systems of care (such as health care facilities, mental health facilities, foster care and other youth facilities, and corrections programs and institutions); or, receiving assistance from public or private agencies that address housing, health, social services, employment, education, or youth needs.

It is City of El Paso policy that no person should be discharged from any institutional authority, within City jurisdiction, into a state of homelessness. Under no circumstances should a person be discharged from any public facility with directions to seek housing or shelter in an emergency shelter. The CE team has been providing outreach across the community to educate institutions and other systems of care regarding the CE assessment and referral process. Also, careful discharge planning is required to ensure suitable accommodations are found when permanent housing interventions may not be available. At a minimum, the client should receive active and diligent case management from an appropriate service provider until permanent housing, with or without supportive services, is in place. If the client refuses services, and or aid with placement, this should be documented along with all case management efforts. If possible, outreach efforts should continue to see to the welfare of the client and reconnect him or her with services and housing.

El Paso institutions and the CoC have been implementing this policy by ensuring that those persons who are already homeless when entering an institution are not returned to the streets or shelters in any manner that is unsafe to themselves or others. El Paso's County Hospital, University Medical Center, has social service and discharge planning procedures that include identifying a patient's housing status and what services the patient is likely to need upon discharge from inpatient care. Hospital social workers and other staff meet regularly to review and develop individualized plans for meeting these discharge needs, including how to retain existing housing and how to access housing opportunities. For patients who identify themselves as homeless upon admission with no desire or prospects to return to permanent housing, in addition to referrals to the CE system, hospital staff follows written policies from the CoC Discharge Committee covering various area shelters and their specific criteria for the following: medical conditions accepted, pre-discharge contact, time of discharge, transportation, clothing,

medications, and wound care supplies.

Training is routinely provided to the El Paso Police Department and Sheriff's Department regarding shelter and housing opportunities available to those experiencing homelessness. County officials also track those persons entering jail who are clients of Emergence Health Network and try to ensure their treatment and medications continue. Efforts continue to divert mentally ill individuals from jail and to ensure continuity of care for mentally ill persons exiting jail and returning to community-based mental health care. For those exiting the jail system, the County's Re-Entry Program participates in the CE assessment and referral process and ensures that each individual receives this service and is either identified for a housing intervention or is placed in the community queue pending availability.

Through CE, citizens at risk of becoming homeless are assessed to determine whether they qualify for homelessness prevention programs available through the El Paso CoC. Participants are connected with energy assistance programs, childcare subsidy programs and food pantries to ensure additional resources are available to sustain the household.

The Texas RioGrande Legal Aid, Inc. – Legal Clinic for the Homeless (TRLA LCH) uses its resources to remove legal impediments the homeless of El Paso encounter when trying to obtain housing, employment and public benefits. For persons facing eviction, TRLA LHC offers a number of services that can halt or mitigate the eviction, such as representation on an appeal of the eviction, and post-eviction action such as compelling landlords to release security deposits back to their tenants.

Discussion

See above.

AP-70 HOPWA Goals– 91.220 (I)(3)

One year goals for the number of households to be provided housing through the use of HOPWA for:	
Short-term rent, mortgage, and utility assistance to prevent homelessness of the individual or family	0
Tenant-based rental assistance	63
Units provided in permanent housing facilities developed, leased, or operated with HOPWA funds	0
Units provided in transitional short-term housing facilities developed, leased, or operated with HOPWA funds	0
Total	63

AP-75 Barriers to affordable housing – 91.220(j)

Introduction:

The City of El Paso is committed to the production, preservation and maintenance of the existing affordable housing stock through continued housing rehabilitation, first time homebuyers and affordable rental projects. The City will improve its pursuit of outside funding source opportunities to expand its capacity knowing that safe and sanitary housing is essential to a safe, attractive and vibrant, and resilient community by promoting the Mission, Vision and Values of the City.

DCHD's commitment to safe, affordable, resilient and decent housing is evident through its strategic goals to nurture and promote a healthy, sustainable community by stabilizing neighborhoods through community, housing and ADA improvements. The biggest barrier, and the hardest to overcome, is the lack of sufficient funding, cost of construction material and the availability of interested, qualified contractors dedicated to the construction and maintenance of affordable housing. The City encourages investors and Community Housing Development Organizations (CHDOs) to increase leveraging options to expand external funding sources and financing partnerships with other non-profits and investors, and pursue additional funding sources from other organizations, such as Economic Development, the Housing Authority of the City of El Paso (HACEP), El Paso Housing Finance Corporation, TDHCA and other Federal programs.

Actions it planned to remove or ameliorate the negative effects of public policies that serve as barriers to affordable housing such as land use controls, tax policies affecting land, zoning ordinances, building codes, fees and charges, growth limitations, and policies affecting the return on residential investment

To eliminate barriers and provide high quality affordable housing, the following are positive effects of public action:

1. Investors and CHDOs applying for HOME/CDBG funding, for multi-family projects, attend pre-submittal meetings with various City department staff for information such as guidance on planning, zoning, platting, development fees, waste water fees, etc. These sessions are coordinated by the DCHD Housing Program Division. These meetings have proved invaluable to applicants and have guided them in acquiring additional assistance as they develop their projects to reduce delays and costs. The DCHD is working diligently with other departments to provide flexibility in Zoning and Subdivision Ordinances to allow for orderly, safe and affordable expedited development.
2. All Housing Construction Specialists and their Supervisor are ICC certified Residential Building Inspectors and continue to attend training to maintain and add to their certifications. Housing Construction Specialists will be attending ICC Commercial Building Inspector Certification training and ICC Accessibility Inspector/Plans Examiner certification training. DCHD staff complies with all City Building Code requirements and coordinates with Planning and Inspections Department on new or revised code amendments.

3. DCHD has a contract with Project Vida to assist the City of El Paso in providing Fair Housing education, outreach, and informational services on the requirements and protections of the Fair Housing Act. This program benefits El Paso communities, particularly low-income populations as well as groups involved in home development, sales, rentals and related services.
4. DCHD has developed partnerships with investors, non-profits, CHDOs, and HACEP to increase the number of affordable housing stock in El Paso.
5. The DCHD First Time Homebuyer Program assists in providing loans for down payment and closing cost assistance to low- to moderate- income home buyers which makes home ownership more affordable.
6. The Fair Housing Task Force is tasked with reviewing the current Analysis of Impediments to Fair Housing Choice in the City of El Paso, prepared by the Department of Community and Human Development, to identify any additional impediments, to develop a city-wide strategy to address the impediments and to make an annual report to City Council of the Task Force's recommendations and findings. A copy of the report presented to the City Council will be sent to groups and agencies involved in Fair Housing issues.
7. The Joint Housing Task Force is an advisory body made up of multiple stakeholder entities that will advise on funding and policy recommendation resulting from the El Paso Regional Housing Plan. The taskforce will meet every two months for the next 18-24 months to discuss various recommendations of various working groups to advise City Staff and Council.
8. The El Paso Regional Housing Plan provides a framework for the City of El Paso, HACEP, the County of El Paso County, and other local governments throughout the region to collaborate and address their shared housing challenges. The Regional Housing Plan considers both how the housing market is currently meeting the needs of El Paso's residents and how to position the region for healthy economic growth and fiscal sustainability.
9. DCHD sets aside funding each year for a Volunteer Housing Rehabilitation program where up to \$4,999 CDBG funds are used in combination with applicant funding, donations and volunteers to provide housing rehabilitation for the elderly and/or disabled. This has proved to be a great way to increase housing rehabilitation within the City and assist people to remain in their homes longer at no cost to the homeowner.

Discussion:

Negative effects of public policies for affordable housing and residential investment are not evident. The policies are equal throughout all housing investments. This includes building codes, impact and other fees, property tax policies, land use controls, and zoning and subdivision ordinances. Any HOME/CDBG funded housing in flood plains is discouraged or will not be funded unless mitigation is performed to remove the property from the flood zone, in accordance with HUD policy.

When applicants compete for HOME/CDBG funds for multi-family affordable housing, the review by the City/HUD staff entails standard application criteria; reasonable, allowable and justifiable cost determination with budgets; review of location with consideration of available amenities and public transportation; past performance; and the pro-forma to determine project costs and revenue. Review

follows standard as well as HUD policies not to be a barrier but to affirm a project will be successful and; if there are insufficient funds, that there is a criterion to determine the projects that should be considered for funding first. HUD environmental review is a requirement of all HOME/CDBG projects to determine if the project location is in a flood zone or if there are any other environmental concerns. Mitigation may be required to make a project feasible.

AP-85 Other Actions – 91.220(k)

Introduction:

This section will outline actions that are not part of any specific category.

Actions planned to address obstacles to meeting underserved needs

Access to affordable housing is a growing concern in El Paso. The City, through its recently created El Paso Regional Housing Plan, is actively researching strategies to invest additional dollars into affordable housing rehabilitation and new construction. Establishment of a Housing Trust Fund is one avenue being researched, while coordination with and alignment of existing programs (public, private and non-profit) should increase access to affordable housing.

Actions planned to foster and maintain affordable housing

The City of El Paso plans to foster and maintain affordable housing for its residents by providing a variety of affordable housing programs to assist with the preservation, construction and purchase of affordable housing that has been discussed elsewhere in this report (AP-55 Affordable Housing). In addition, the City will take advantage of appropriate opportunities to support the development or rehabilitation of multi-family, mixed income and mixed use housing projects that have an affordable component. The City has also created a Joint Housing Task Force to guide implementation of the El Paso Regional Housing Plan. The Task Force will advise on program, policy and funding options to support affordable housing options for all El Pasoans.

Actions planned to reduce lead-based paint hazards

Lead-Based Paint hazard inspections and mitigation is a standard practice for renovation of residential structures. Contractors and subcontractors are required to comply with all provisions on the detection and elimination of lead-based paint hazards set forth by HUD Regulation 24 CFR Part 35 – Lead-Based Paint Poisoning Prevention in Single Family Owner Occupied dwellings. The City of El Paso maintains and updates procedures in its federally-funded housing renovation programs to ensure it is in compliance with all regulations.

Additionally, the State Department of Health's Toxic Substances Control Division must be informed of all Lead Based Paint activities and must perform an inspection during the construction phase. Only State-certified Lead Firms can perform lead-based paint abatement, interim controls and clearances.

As required by Subpart 35.130, the City provides the lead hazard information pamphlet entitled "Protect Your Family from Lead in Your Home" to every household of an owner-occupied dwelling unit, as well as the LBP testing results, and Risk Assessments, Project Designs and Clearance reports. Also, property owners receiving Home Renovation Assistance are informed of the dangers of Lead Poisoning and are

urged to test children under six years of age living for elevated blood lead levels.

The City continues to improve the methods and procedures for identifying and eliminating Lead Based paint hazards in housing built prior to 1978 that is being processed for renovation through the City's Housing Programs Division. Housing programs staff in the Department of Community & Human Development continuously receive training on implementation, inspection, design and federal reporting requirements; all staff members have been trained in Lead Safe Practices, and two staff members have received additional training in Risk Assessment. The City has also formed a partnership with the El Paso County Health and Environmental Department to facilitate dissemination of information, testing, and formation of policies and procedures for implementation of the Lead Hazard Control Grant Program. Furthermore, many qualified contractors performing rehabilitation work through the City's Housing Rehabilitation Program have received training in Lead Safe Practices. The City's goal is to have 100% participation by all qualified contractors.

Actions planned to reduce the number of poverty-level families

In an effort to help reduce the number of persons living at or below the poverty level, the City has allocated a percentage of CDBG funding to assist in improving the living conditions for this population by offering an array of public services. Approximately 15% of the annual CDBG entitlement plus the projected program income has been set aside for public service programs. Additionally, \$215,000 has been set-aside for Economic Development activities, and \$25,000 for Fair Housing outreach and education.

In 2020- 2021, the City will utilize a total of \$1,233,076 in CDBG funds for these types of activities. The City will grant sub-contracts with City departments, non-profit organizations and non-municipal government entities to provide services in the following areas: children and youth services; services for homeless persons and families; mental and medical health services; services for seniors and persons with disabilities; economic development; first time homebuyer counseling and education; and fair housing outreach. The different services provided will help expand the opportunities for families living in poverty. For example, services such as after school and recreation programs will help low-income children improve their wellbeing and gain valuable skills that will allow them to break the cycle of poverty. Other programs such as the First Time Homebuyer Counseling and Education program will help low-income families become prepared to take the next step and own their first home.

Another priority goal of the City of El Paso is to create and retain jobs for low-to-moderate income persons and provide job-training opportunities. Project Vida Community Development Corporation (PVCDC) has been awarded \$90,000 in CDBG funding to administer an economic development microenterprise technical assistance program. PVCDC will provide technical assistance to microenterprise owners or persons developing a microenterprise to improve their business skills and access to capital, and to help create and retain jobs for low-to-moderate income persons. The YWCA has been awarded \$85,000 in CDBG funding to administer a job-training opportunities to provide intensive needs assessment, computer literacy and job readiness training to the unemployed or underemployed

residents.

Actions planned to develop institutional structure

The City continually strives to develop its institutional structure and create more effective community response mechanisms to maintain and improve the quality-of-life for all of its residents. The City continues to maintain and improve its institutional structure and continue to facilitate partnerships between other City Departments, community-based organizations, governmental or public organizations (such as HACEP and local public school and college districts), neighborhood and civic associations, residents, businesses, churches and others in the private sector to efficiently link resources and carry out joint planning and program activities. In addition to existing partnerships, the City endeavors to pursue new opportunities to participate in various local initiatives that seek to improve the quality-of-life for residents of El Paso whenever possible.

The City benefits from partnerships with organizations that are service-oriented, such as non-profit and government entities, who are engaged in the direct delivery of services. Partnerships such as these help with the implementation of City-sponsored projects and activities. The City will continue to promote and cultivate partnerships and collaborations with many non-profit agencies and government entities in the community for the direct delivery of services through projects and activities that address Consolidated Plan priorities. In regards to public facilities improvements, emphasis will continue to be placed on encouraging public facility projects that benefit low- and moderate-income neighborhoods and individuals in cooperation with other City Departments and non-profit agencies. The City will also continue to support and participate in economic development related activities through partnering with two local non-profit agencies that will provide a microenterprise technical assistance to small business owners and job training opportunities for low to moderate income individuals.

Actions planned to enhance coordination between public and private housing and social service agencies

The City relies substantially upon the non-profit community through partnerships and grant agreements for the delivery of services and to carry-out various projects and activities. Agencies are funded through the following CDBG public services categories: Children and Youth Services; Homeless, Emergency Shelter and Housing; Medical and Mental Health Services; and Services to Seniors and Persons with Disabilities; and Economic Development. For the 2020-2021 program year, twenty-six (26) different programs offered by City departments, non-profit and non-municipal government entities will provide services to individuals of all ages, with various needs, as the result of continued CDBG funding. From those who have been awarded funding, fifteen (15) of the seventeen (17) subrecipients are non-profit agencies. Furthermore, a total of nine (9) non-profit agencies will also provide street outreach, emergency shelter, homelessness prevention, rapid rehousing activities and HMIS services by utilizing ESG funds; while one (1) City department will provide tenant based rental assistance and supportive

services through the HOPWA grant.

The City will continue to coordinate with public and private service agencies to ensure that local, state and federal funds are used effectively to eliminate the different gaps in service. Coordination will be achieved through active participation in committees, collaborative initiatives, and project meetings.

Discussion:

See above.

Program Specific Requirements

AP-90 Program Specific Requirements – 91.220(I)(1,2,4)

Introduction:

This section includes information on specific programs that is not included in other sections.

Community Development Block Grant Program (CDBG)

Reference 24 CFR 91.220(I)(1)

Projects planned with all CDBG funds expected to be available during the year are identified in the Projects Table. The following identifies program income that is available for use that is included in projects to be carried out.

1. The total amount of program income that will have been received before the start of the next program year and that has not yet been reprogrammed	0
2. The amount of proceeds from section 108 loan guarantees that will be used during the year to address the priority needs and specific objectives identified in the grantee's strategic plan.	0
3. The amount of surplus funds from urban renewal settlements	0
4. The amount of any grant funds returned to the line of credit for which the planned use has not been included in a prior statement or plan	0
5. The amount of income from float-funded activities	0
Total Program Income:	0

Other CDBG Requirements

1. The amount of urgent need activities	0
2. The estimated percentage of CDBG funds that will be used for activities that benefit persons of low and moderate income. Overall Benefit - A consecutive period of one, two or three years may be used to determine that a minimum overall benefit of 70% of CDBG funds is used to benefit persons of low and moderate income. Specify the years covered that include this Annual Action Plan.	81.22%

HOME Investment Partnership Program (HOME)

Reference 24 CFR 91.220(I)(2)

1. A description of other forms of investment being used beyond those identified in Section 92.205 is as follows:

The City does not expect to use other forms of investment than those identified as eligible under the HOME Program: equity investments, interest-bearing loans or advances, non-interest bearing loans

or advances, deferred payment loans, grants and interest subsidies.

State whether any HOME activities in AP-35 will limit beneficiaries or give preference to a segment of the LMI population (e.g., persons with disabilities, veterans, elderly). If they are, then describe the preference or limitation in enough detail to show it's not violating nondiscrimination requirements and the limitation or preference does not include students.

HOME activities will not limit beneficiaries nor give preference to a segment of the LMI population.

Narrative of eligible applicants, description of process for soliciting or funding applications and proposals, and identify where applicants can get detailed information, such as application packages.

Each HOME Program has its own requirements for eligibility. The First Time Homebuyers Program requires that the gross household income of the applicant's family be between 60%-80% of the median income for the City of El Paso. Each applicant must also complete a Guide to Ownership Course prior to submitting an application. To be eligible for the Home Renovation Program, which provides zero-interest loans for those who need basic repairs made to their home, the applicants must meet the following requirements:

- Applicants must be the owner(s) and occupant of the property to be renovated.
- Occupy home as their principle residence for a period of 3 years prior to applying for assistance.
- Home must be within the El Paso City limits.
- Home value cannot exceed \$149,150 after repairs.
- Home must be in repairable condition.
- Family income cannot exceed the 80% median income for the City of El Paso.

All single-family, owner-occupied programs are on a first-come, first-served basis. Conversely, gap financing for the Development of Affordable Rental Housing is available on a competitive basis through the submittal of an RFP (Request for Proposal). A set amount is budgeted for the RFP per year to assist in the development, rehabilitation, construction, acquisition and reconstruction of rental housing. There is a training workshop scheduled prior to submission of the RFP applications available to private investors and CHDOs (Community Housing Development Organizations) Non-Profits.

Those interested in any HOME Program are encouraged to contact the Community and Human Development (DCHD) Housing Programs by phone at (915) 212-0139, visit the DCHD office at 801 Texas Ave., 3rd Floor, El Paso, Texas 79901 or visit our website <http://www.elpasotexas.gov/community-and-human-development/housing-programs>.

2. A description of the guidelines that will be used for resale or recapture of HOME funds when used

for homebuyer activities as required in 92.254, is as follows:

In lieu of subjecting assistance to first-time homebuyers to resale restrictions in the HOME regulations, the City imposes a recapture provision. In accordance with 92.254 (a)(5)(ii)(A)(2), a reduced HOME investment amount is amortized as a loan or a deferred payment loan over a period of up to 30 years. Loans are amortized at a minimum 3% interest. Non-interest bearing, second-lien deferred loans in the amount of the HOME subsidy will be made due upon sale, transfer, or lease of the property. The recaptured funds will be treated by the City as program income, which is income that is required to be utilized to assist other HOME eligible activities. The City's recapture policy is noted in Unique Grantee Appendices.

The City of El Paso may subordinate its first lien debt for affordable housing that is being assisted with HOME/CDBG funds under the following guidelines:

- If the City investment exceeds the first lien, the City will subordinate with an agreement by the first lien holder to notify the City upon default and allow the City to cure the debt; and
 - The first lien holder must be registered with the City of El Paso. No adjustable Rate Mortgages (ARMS), interest-only mortgages, or other non-standard first mortgage products will be allowed.
 - The City's description of the guidelines for resale or recapture that ensures the affordability of units acquired with HOME funds is noted in detail in the Unique Grantee Appendices.
3. A description of the guidelines for resale or recapture that ensures the affordability of units acquired with HOME funds? See 24 CFR 92.254(a)(4) are as follows:

The HOME-assisted housing must meet the affordability requirements for not less than the applicable period specified in the following table, beginning after project completion. The per unit amount of HOME funds and the affordability period that they trigger are described more fully in the explanations of resale and recapture at the end of this section. See Unique Grantee Appendices for Resale and Recapture Guidelines.

4. Plans for using HOME funds to refinance existing debt secured by multifamily housing that is rehabilitated with HOME funds along with a description of the refinancing guidelines required that will be used under 24 CFR 92.206(b), are as follows:
1. For single-family (1 to 4 family) owner-occupied housing, when lending HOME/CDBG funds to rehabilitate housing, refinancing is allowed only if it excludes a lien created as a result of an extension of "home equity" credit under Section 50, Article XVI, Texas Constitution; and refinancing is necessary to reduce the overall housing costs to the borrower and make the housing more affordable. The City must have a first lien after refinancing. The amount being refinanced is in the form of a loan at the owner-occupant's qualifying interest rate for the

rehabilitation loan. The total of the refinancing loan and the rehabilitation loan shall not exceed the maximum loan to after rehabilitation value of 120%.

2. For multifamily projects, refinancing is an eligible cost when lending HOME/CDBG funds to rehabilitate multi-family units if refinancing is necessary to permit or continue affordability under 24 CFR 92.252. In such cases, the minimum affordability period shall be 15 years. The City will refinance existing debt if, at a minimum, the project demonstrates that rehabilitation is the primary eligible activity. More than 50% of the total HOME/CDBG funds must be for eligible rehabilitation soft and hard costs. The City reviews management practices to determine that disinvestment in the property has not occurred, that the long term needs of the project can be met and that the feasibility of serving the targeted population over an extended affordability period can be demonstrated. The amount being refinanced is in the form of a loan at the owner's qualifying interest rate for the rehabilitation loan. The total of the refinancing loan and the rehabilitation loan shall not exceed the maximum loan to after rehabilitation value of 120%.

HOME/CDBG funds are eligible for refinancing multifamily projects that will maintain current affordable units and/or for projects that will create additional affordable units. This investment of HOME/CDBG funds may be made on a city-wide basis and is not restricted to specific geographic areas or neighborhoods. HOME/CDBG funds cannot be used to refinance multifamily loans made or insured by any Federal program.

Emergency Solutions Grant (ESG)
Reference 91.220(I)(4)

1. Include written standards for providing ESG assistance (may include as attachment)

Please refer to Unique Appendices for ESG Written Standards.

2. If the Continuum of Care has established centralized or coordinated assessment system that meets HUD requirements, describe that centralized or coordinated assessment system.

The County of El Paso is the operator of the El Paso CoC's Coordinated Entry (CE) system and provides strategically-located access points to assist those at risk of becoming homeless or experiencing homelessness. Persons in need of housing receive a full assessment to determine need and priority and are matched and referred to appropriate programs and services. The Coordinated Entry team is accessible in three locations across the community and also through 2-1-1 Texas Information Referral Hotline. Messages are returned within 24 hours. In addition, 2-1-1 provides "warm" referrals during off hours as part of the coordinated entry initiative. The CoC has adopted an HMIS-based universal assessment tool, the Vulnerability Index Service Prioritization Decision Assistance Tool (VI-SPDAT) as the standardized assessment tool for all those experiencing homelessness, including those on the street. The assessment varies depending on the population being assessed; homeless individuals, families and youth and those at-risk. Street Outreach teams

link unsheltered homeless to CE operators for assessment and referral purposes. All persons are assessed for services and housing options using the standardized tool, which: 1) prioritizes those hardest to serve, especially the chronically homeless, 2) identifies who should be recommended for housing and support based on acuity, and 3) prioritizes those clients based on need. The assessment captures basic information to determine program eligibility and is used in conjunction with the HMIS intake survey. Referrals are focused on housing interventions which utilize Permanent Supportive Housing opportunities when available as well as Rapid Re-housing programs offered through entities receiving City, State or Federal funding for these programs. When necessary or appropriate, a referral is made to an emergency shelter and/or transitional program. Oversight of the system and its usage is provided by a Coordinated Assessment Oversight Committee, relying on data through the HMIS.

3. Identify the process for making sub-awards and describe how the ESG allocation available to private nonprofit organizations (including community and faith-based organizations).

The City of El Paso's Department of Community and Human Development solicits ESG proposals from public and private nonprofit organizations, including faith-based organizations, via a Notice of Funding Availability (NOFA) process advertised in the local newspaper. A Letter of Intent (LOI) sheet is made available to potential applicants to allow the City to determine project eligibility and a deadline is given for submission of Letter of Intent packets. No applications are accepted without a Letter of Intent packet. Eligible applicants are invited to a training workshop where they are provided with complete application packets designed to solicit information for the City to make a fair analysis of the proposed project. A deadline is given for submission of applications to the City's Department of Community and Human Development. Late or incomplete applications are not considered for funding.

Applications are reviewed by DCHD staff and a Technical Advisory Review Panel is established. The Technical Advisory Review Panel (TARP) typically consists of a DCHD staff person, an applicant from a different service category, a member from another funding entity, a Subject Matter Expert (SME) and a Community Development Steering Committee member. Team members are selected by DCHD staff, with a primary focus on selecting individuals with knowledge in, and experience with, community programs and who have no relationship to any of the applicant agencies in the service category. All review team members are required to sign a Conflict of Interest Disclosure Affidavit. The TARP performs a detailed technical review of each eligible proposal. This review includes past agency performance, proper completion of the application, and projected outcomes. The TARP scores and provides comments on each proposal using the ESG Application Score Sheet included with the ESG application. Applications with a final score of less than 75% are not considered for funding. Technical review comments, in addition to the scoring tool comments, are provided to the applicants and to the Steering Committee for their use in reviewing the proposals. Applicants whose proposals received a score of 75% or higher are invited to give a presentation to the TARP. Presentation meetings are open to the public. After the presentations, the TARP meets to finalize their scoring of proposals. TARP scores are then utilized to inform an ESG budget recommendation

established by DCHD. The ESG budget recommendation developed by DCHD is then presented to the Community Development Steering Committee, a citizen advisory board appointed by City Council, for review and comment. The recommended ESG budget is then presented to City Council, along with comments received from the Steering Committee. City Council provides final approval of the ESG budget.

4. If the jurisdiction is unable to meet the homeless participation requirement in 24 CFR 576.405(a), the jurisdiction must specify its plan for reaching out to and consulting with homeless or formerly homeless individuals in considering policies and funding decisions regarding facilities and services funded under ESG.

The City of El Paso requires subrecipients to identify in their proposals individual(s) who are homeless or formerly homeless within their organizations that serve on their policy-making entity. In addition, the City of El Paso consults with the General Membership and the Planning Committee of the El Paso Coalition for the Homeless (EPCH) that consists of 65 homeless assistance agencies. The EPCH includes a number of formerly homeless individuals who contribute to policy and funding decisions, as EPCH members. The Planning Committee is a volunteer subcommittee of EPCH members tasked with strategic planning, gap analysis, advocacy and education. Additionally, EPCH advises the City and ESG subrecipients on overall community performance of the ESG programs.

5. Describe performance standards for evaluating ESG.

The CoC and the City consult regularly regarding the most appropriate ways to prioritize CoC & ESG funding for maximum impact in El Paso. All agencies awarded ESG funds are required to use HMIS, adhere to community-wide performance standards in homeless assistance, and collaborate in strategic planning to prevent and end homelessness using a range of dedicated mainstream resources. In collaboration with stakeholders, providers, and CoC & ESG Program recipients, the CoC has developed reporting and evaluation standards for ESG & CoC programs which have been approved by the CoC Board. The reporting and evaluation requirements are as follows:

- ESG & CoC recipients must enter client level information in HMIS, capturing all of HUD's Data Standards.
- Programs are evaluated quarterly using HMIS data for performance and a monitoring report is provided.
- The performance categories to be monitored and evaluated through this process align with HUD System Performance Measures (SPMs) and are as follows:
 - Length of Stay or program participation
 - Returns to Homelessness
 - Increase in Earned, Other and Total Income
 - Exits to Permanent Housing
- Data completeness, accuracy and timeliness are reviewed monthly and included in the quarterly monitoring report

- Through the Performance and Benchmarks committee, CoC works with underperforming programs to develop a Peer Improvement Plan and will re-evaluate every 30-60 days for a 12-month period.
- Underperforming programs are those that have not met three benchmarks for four consecutive quarters.
- Programs continuing to perform below standards or that are not compliant for 12 months will be reported to the City DCHD, as ESG Recipient, for ESG-funded programs or CoC Board for CoC-funded programs.

Housing Trust Fund (HTF)
Reference 24 CFR 91.220(I)(5)

1. Distribution of Funds

- a. Describe the eligibility requirements for recipients of HTF funds (as defined in 24 CFR § 93.2).
- b. Describe the jurisdiction's application requirements for eligible recipients to apply for HTF funds.
- c. Describe the selection criteria that the jurisdiction will use to select applications submitted by eligible recipients.
- d. Describe the jurisdiction's required priority for funding based on geographic distribution, which is a description of the geographic areas of the State (including areas of low-income and minority concentration) in which it will direct assistance during the ensuing program year.
- e. Describe the jurisdiction's required priority for funding based on the applicant's ability to obligate HTF funds and undertake eligible activities in a timely manner.
- f. Describe the jurisdiction's required priority for funding based on the extent to which rents for units in the rental project are affordable to extremely low-income families.
- g. Describe the jurisdiction's required priority for funding based on the financial feasibility of the project beyond the required 30-year period.
- h. Describe the jurisdiction's required priority for funding based on the merits of the application in meeting the priority housing needs of the jurisdiction (such as housing that is accessible to transit or employment centers, housing that includes green building and sustainable development features, or housing that serves special needs populations).
- i. Describe the jurisdiction's required priority for funding based on the location of existing affordable housing.

j. Describe the jurisdiction's required priority for funding based on the extent to which the application makes use of non-federal funding sources.

2. Does the jurisdiction's application require the applicant to include a description of the eligible activities to be conducted with HTF funds?

3. Does the jurisdiction's application require that each eligible recipient certify that housing units assisted with HTF funds will comply with HTF requirements?

4. **Performance Goals and Benchmarks.** The jurisdiction has met the requirement to provide for performance goals, consistent with the jurisdiction's goals established under 24 CFR 91.215(b)(2), by including HTF in its housing goals in the housing table on the SP-45 Goals and AP-20 Annual Goals and Objectives screens.

5. **Rehabilitation Standards.** The jurisdiction must establish rehabilitation standards for all HTF-assisted housing rehabilitation activities that set forth the requirements that the housing must meet upon project completion. The jurisdiction's description of its standards must be in sufficient detail to determine the required rehabilitation work including methods and materials. The standards may refer to applicable codes or they may establish requirements that exceed the minimum requirements of the codes. The jurisdiction must attach its rehabilitation standards below. If the jurisdiction will not use HTF funds for the rehabilitation of housing, enter "N/A".

In addition, the rehabilitation standards must address each of the following: health and safety; major systems; lead-based paint; accessibility; disaster mitigation (where relevant); state and local codes, ordinances, and zoning requirements; Uniform Physical Condition Standards; and Capital Needs Assessments (if applicable).

6. **Resale or Recapture Guidelines.** Below, the jurisdiction must enter (or attach) a description of the guidelines that will be used for resale or recapture of HTF funds when used to assist first-time homebuyers. If the jurisdiction will not use HTF funds to assist first-time homebuyers, enter "N/A".

7. **HTF Affordable Homeownership Limits.** If the jurisdiction intends to use HTF funds for homebuyer assistance and does not use the HTF affordable homeownership limits for the area provided by HUD, it must determine 95 percent of the median area purchase price and set forth the information in accordance with §93.305. If the jurisdiction will not use HTF funds to assist first-time homebuyers, enter "N/A".

8. **Limited Beneficiaries or Preferences.** Describe how the jurisdiction will limit the beneficiaries or give preferences to a particular segment of the extremely low- or very low-income population to serve unmet needs identified in its consolidated plan or annual action plan. If the jurisdiction will not limit the beneficiaries or give preferences to a particular segment of the extremely low- or very low-income population, enter "N/A."

Any limitation or preference must not violate nondiscrimination requirements in § 93.350, and the jurisdiction must not limit or give preferences to students. The jurisdiction may permit rental housing owners to limit tenants or give a preference in accordance with § 93.303 only if such limitation or

preference is described in the action plan.

9. Refinancing of Existing Debt. Enter or attach the jurisdiction's refinancing guidelines below. The guidelines describe the conditions under which the jurisdiction will refinance existing rental housing project debt. The jurisdiction's refinancing guidelines must, at minimum, demonstrate that rehabilitation is the primary eligible activity and ensure that this requirement is met by establishing a minimum level of rehabilitation per unit or a required ratio between rehabilitation and refinancing. If the jurisdiction will not refinance existing debt, enter "N/A."

Discussion:

HOPWA - Program Specific Requirements

HOPWA Application Process Overview

DCHD, grantee and administrator of the HOPWA grant, utilizes the department's public services application process to grant HOPWA funding. The process begins with an advertisement in the local papers, both in English and Spanish, notifying the community of the availability of funds and applicable deadlines. Interested agencies are invited to submit a Letter of Intent (LOI) and are screened for eligibility. Those agencies found eligible to apply will be invited to submit a complete application. To assist with the application review process, the DCHD puts together a Technical Advisory Review Panel (TARP). The team consists of a DCHD staff person, a member of another funding entity (e.g., Paso Del Norte Health Foundation, United Way), an applicant from a different service category and a Subject Matter Expert (SME) and a Steering Committee Member. After DCHD Staff determines the eligibility of each application, the TARP performs a detailed technical review of each eligible proposal. This review includes past agency performance, proper completion of the application, and errors and inconsistencies in the proposal. The TARP scores each proposal using the HOPWA Application Scorecard. Applicants receiving a score of 75% or better are invited to give a presentation to the TARP. After the presentations, the TARP meets to discuss and develop a final budget recommendation. The budget recommendation developed by the TARP is then presented to the Steering Committee for review and recommendation to City Council.

2020-2021 HOPWA Application Process

DCHD only received one application for the 2020-2021 HOPWA application cycle. Nevertheless, the application was reviewed and scored by DCHD staff. The City of El Paso's Department of Public Health, sole applicant, was recommended for funding. This will be the fourth year that the Department of Public Health administers the HOPWA program.