

# El Paso International Airport

Growth and Improvements

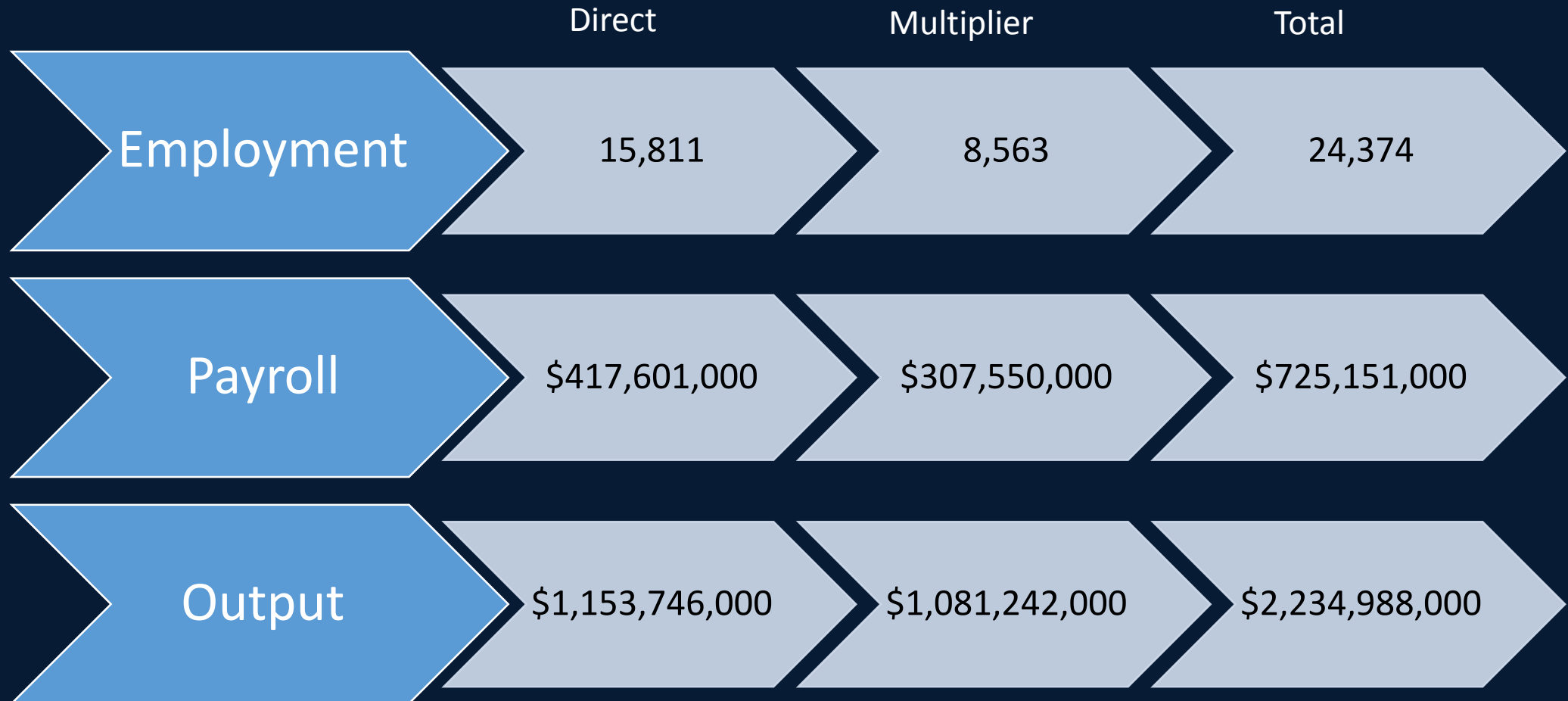


# El Paso International continues to be an award-winning organization

- El Paso International Airport 2nd place, Best Airport in North America for overall customer service (ACI Airport Service Quality, 2016 & 2017)
- El Paso Foreign Trade Zone No. 68 ranked Top 10 Foreign Trade Zone in US, 2017, Business Facilities
- Best US Hubs with Outstanding El Paso Foreign Trade Zones, 2017, Global Trade, 2016
- Ranked #6 in Exports among US General Purpose El Paso Foreign Trade Zones, Annual Report to Congress, ITA, 2016
- Butterfield Trail Golf Club : Top 25 Golf Courses in Texas  
- Golf Advisor, Best Reviewed Courses in Texas for 2017
- Butterfield Trail Golf Club: Best Courses You can Play in Texas (Golfweek Magazine, 2009-2017)
- Butterfield Trail Golf Club: Best Municipal Courses in America #3 (Golfweek Magazine, 2011-2017)

# Economic Impact

The Airport brings an economic impact of **\$2 Billion** to the community annually



# Air Service

15 new non-stop flights announced in the past five years



# Air Service



- Since March 2017, the airlines have made nine new, non-stop announcements
- Two new airlines have started service since 2016
- Airline Incentives
  - Marketing dollars
  - Domestic and International



# Airport Improvements

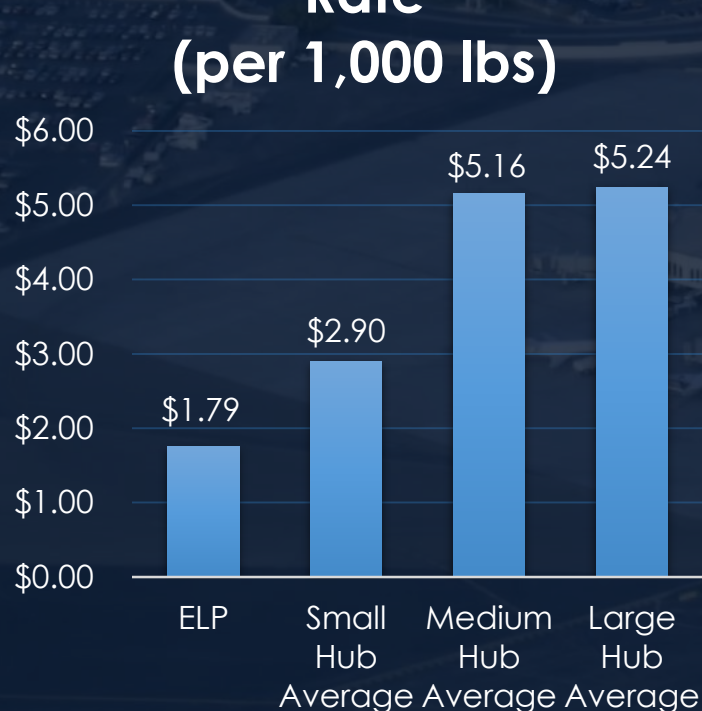
\$205,000,000 in improvements over the past 5 years



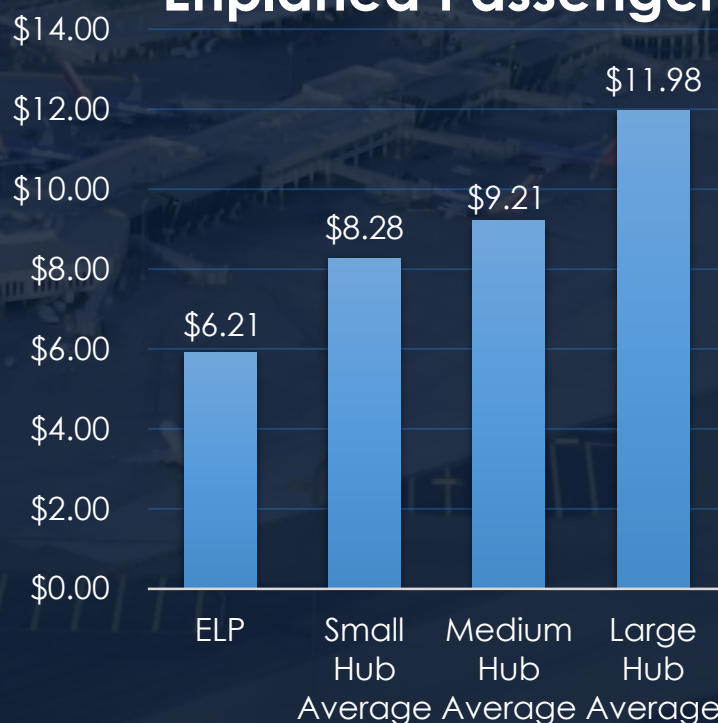


# Comparative Landing Fee and CPE

## 2017 Landing Fee Rate (per 1,000 lbs)



## 2017 Airline Cost per Enplaned Passenger



Source: FAA Form 127 - Operating and Financial Summary, 2017 - for El Paso International Airport and 79 Small Hub, 31 Medium Hub, and 30 Large Hub Commercial Service Airports.  
Note: Landing Fee rate is calculated from FAA Form 127 data by dividing reported Passenger airline landing fees (Line 1.1) by Landed weights (Section 16.2).

- No taxpayer money is used
- Cost to airlines remains level and under the national average
- Funds come from airport enterprise fund, federal grants and user fees.

## Rates and Charges

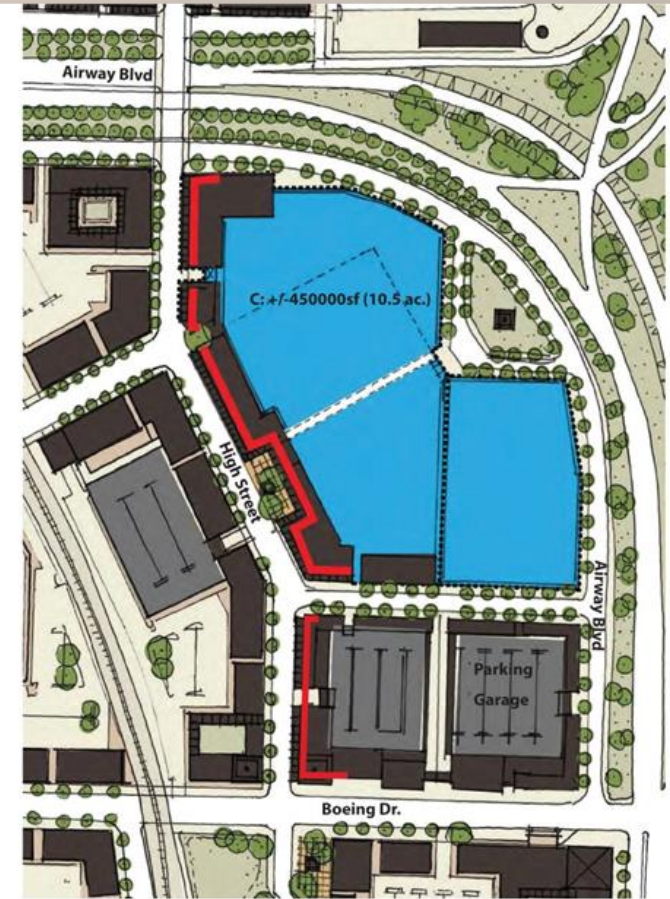
	FY2018	FY2019	Variance
Terminal Rate	\$42.61	\$42.68	.2%
Landing Fee	\$1.80	\$1.75	-2.9%
CPE	\$6.37	\$5.92	-7.0%



# Non-Aeronautical Revenue



SOUTHERN INDUSTRIAL PARK MASTER PLAN EL PASO, TEXAS  
SMARTCODE DEVELOPMENT STUDY  
©2011 Placemakers LLC, JUNE 2011



## CONFERENCE CENTER OPTIONS

**Option C:** This option consolidates two blocks to form a single 450,000 sf block for a large conference centre. The challenge for this format is that it reduces walkability through an oversized block and creates several hundred feet of block faces that must have an active use facing the street. This option demonstrates the most ambitious option, but would require exceptions within the SmartCode. The block to the south has a wrapped parking deck to provide parking.

SOUTHERN INDUSTRIAL PARK MASTER PLAN EL PASO, TEXAS  
SMARTCODE DEVELOPMENT STUDY  
©2011 Placemakers LLC, October 2011





\$108 million in projects are planned for the future

- Runway Reconstruction
- Brio Rapid Transit Station
- Landscape and Architectural Lighting Improvements



# SMART AIRPORTS<sup>®</sup> CONFERENCE NEXT AIRPORTS AND REGIONS & R E G I O N S & EXHIBITION







# EL PASO

## INTERNATIONAL AIRPORT

**September 7, 2018 Save the Date!**

ATIS  
120.0 254.3  
EL PASO TOWER  
118.3 239.275  
GND CON  
121.9 348.6  
CLNC DEL  
125.0 379.1



EL PASO  
INTERNATIONAL AIRPORT

160° 24W

31° 49N

U N E P S R N  
N U T J N U

CAUTION: BE ALERT TO RUNWAY CROSSING CLEARANCES.  
REARBACK OF ALL RUNWAY HOLDING INSTRUCTIONS IS REQUIRED.

RWY 04-22  
S-100, D-180, 2S-175, 2D-350  
RWY 08L-26R  
S-60, D-180, 2S-175  
RWY 08R-26L  
S-100, D-180, 2S-175, 2D-350