



## Department of Animal Services

**Mayor**  
Dee Margo

### City Council

*District 1*  
Peter Svarzbein

*District 2*  
Alexandra Annello

*District 3*  
Cassandra Hernandez

*District 4*  
Dr. Sam Morgan

*District 5*  
Isabel Salcido

*District 6*  
Claudia Ordaz Perez

*District 7*  
Henry Rivera

*District 8*  
Cissy Lizarraga

**City Manager**  
Tommy Gonzalez

### Animal Shelter Advisory Committee

#### Minutes

November 13, 2019

#### 1. Call to Order- Establish Quorum

A meeting of the Animal Shelter Advisory Committee was held at the Humane Society of El Paso conference room at 6:05 p.m. by Chair Edith Prado.

Board Member A.S.A.C.	Present	Absent
Regina Wagner		X
Celeste Varela	X	
Vacant		
Mary Kay Rosenkranz		X
Yansi Parent	X	
Barbara Candelaria	X	
Yvonne Rosales		X
Edith Prado	X	
Dr. Guy Johnsen	X	
Julie Rutledge	X	
Claudia Ordaz-Perez		X

Animal Services staff present: Paula Powell, Maribel Karisch, Ramon Herrera, Adan Parra, Michele Anderson and Ana Schumacher  
Public present: List of attendees available upon request.

#### 2. Approval of Minutes

Discussion and action on the approval of the September 11, 2019 and October 9, 2019 minutes.

Celeste Varela motioned to accept the September 11, 2019 and October 9, 2019 minutes; Dr. Guy Johnsen seconded; all members voted in favor, and motion passed unanimously.

#### 3. Reports-Support the City of El Paso's Initiative to Reach and Sustain a 90% or Greater Live-Release Rate by 2020.

##### A. Animal Services Center Tour

Paula Powell explained that since all the members have taken the Animal Services Center Tour, she would like to open the tour to the "I will rallies" for any ASAC member.



## Department of Animal Services

**Julie Rutledge motioned to open the Animal Services tour to the "I will rallies for ASAC members; Dr. Guy Johnsen seconded; all members voted in favor, and motion passed unanimously.**

**B. Department of Animal Services Center Update on October's statistics**

Paula Powell mentioned that she gave a presentation to City Council on November 12, 2019 on Animal Services Center updates. The presentation can be watched on-line under agenda item 21.1.

The intake for October was 2,206 as the lowest in 30 years, compared to last year's intake at 2,422. The outcome comparatives were at 2,100 compared to 2,374 in 2018 and 2,348 in 2017. Adoptions were lower than last year. The transferred out increased to 361 compared to 316 last year. Animal Services is focusing on the died-in-care. There was a huge decrease in the owner-requested euthanasia with only 7 for October compared to 23 in 2018. The shelter euthanasia also decreased from 329 last year to 189 this year. American Pet's Alive is assisting in creating a training program to help foster care become more successful. There were 741 fosters out. The euthanasia history for October were 7 owner-requested euthanasia, 29 trauma, 39 behavior, 45 non-infectious and 69 infectious. The died-in-care breakdown was 38 in the shelter and 52 in foster care. The LRR for October was 87.18%. The calendar LRR was 86.53% compared to 84.46% last year. The LRR for the fiscal year was at 86.43%. The Animal Shelter Count LRR was 87.18% with euthanasia at 8.57% compared to last year's LRR of 80.83% and euthanasia at 13.58%. The LRR for dogs was 89.11% and 84.40% for cats for October 2019.

Ramon Herrera and Michele Anderson presented the PAW Cast.

City Council approved the capital plan of 10.9 million for Animal Services.

Animal Services opened the Mission Valley Adoption Center at 9068 Socorro Rd.

The adoption center is open from Tuesday through Sunday.

**4. Call to the public**

None

**5. Main Agenda**

**A. Promote Education and Engagement in Animal Health and Welfare**

**A1. Presentation and Humane Society Operations ASAC training**

Julie Rutledge explained that the objective of her presentation is to help the new ASAC members understand the role the El Paso Humane Society plays in the community. The Humane Society is primarily an adoption agency and they don't take in found pets, however they do refer the finders to Animal Services. For the last couple of years, one of their goals has been to transfer 60% of animals from Animal Services. They have transferred in 65% of animals since the end of September and 63% year to date. That equates to over 3,200 animals with 2,000 of those animals transferred from Animal Services. Another goal is to have 4,200 adoptions a year. They have adopted over 4,000 animals a year during the last couple of years. The Humane Society mostly transfers in animals, but has occasionally transferred out to breed specific rescue groups. In mid-March, they started a 24-hour neonatal kitten nursery. They worked



## Department of Animal Services

with Austin Pet's Alive to help with the program. They worked with 700 kittens this year.

At the end of September, the Humane Society had 168 died-in-care which is about 5% of their total intake. As of October, they pulled 84 parvovirus-positive animals from Animal Services in which two were euthanized and thirty-one died-in-care. They only euthanize for illness and behavior. This year 36 were euthanized for illness compared to 74 last year.

Their return rate goal is 8%. This year they are at 7% compared to 8% last year. For the month of September, the return rate was at 5%.

The main objective of the Humane Society is to get animals adopted out as soon as possible. The average stay is about 2 weeks. The staff is focused on finding good adoption matches in order to accomplish the objective.

The Humane Society relies heavily on adoption fees, since the organization is non-profit. They don't receive city, state or federal funding, however they do receive donations, grants and bequests as part of their funding. Adoption fees cover about 30% of their operational budget. They rely on fund raising a lot. One of the operational challenges they have are the kennel sizes which makes it difficult to transfer in animals of a particular size.

Another challenge for the Humane Society is finding funds to provide more services to the community. Their medical care has increased about a year and a half ago and so has their expenses. PIMA Medical Institute is helping them by providing externships of veterinarian assistants and they are always in need of volunteers. They are open to the public 362 days a year and are closed on Easter, Thanksgiving and Christmas. They have 38 staff members and work 365 days a year, 7 days a week, so having volunteers is extremely vital to the organization. Owner requested euthanasia is offered for end of life only. Cremation, communal cremation and disposals are other services the Humane Society offers. They also have a part-time groomer on-site for the shelter. They are also working with Sun City Cats and El Paso TNR on spaying and neutering community cats and are branching out to owned cats. This year, 1,400 community cats, 109 owned cats and 265 cats under 6 months have had surgery through a bequest.

The El Paso Humane Society has been at its present location for over 10 years and became no-kill in early 2010.

### 6. **Future Agenda Items**

Discussion on getting rescue partner engagement in ASAC meetings.

Discussion on how to promote vaccination clinics.

### 7. **Adjournment**

Meeting adjourned at 7:49 PM

**Dr. Guy Johnsen motioned to adjourn; Barbara Candelaria seconded; all members voted in favor, none opposed, and motion passed unanimously.**

Prepared by: Maribel Karisch

Approved by A.S.A.C. Chairman

A blue ink signature, likely of the A.S.A.C. Chairman, is written over a horizontal line.





# Animal Services Director's Report

## November 2019



**TOGETHER, WE CAN SAVE MORE LIVES**  
**ADOPT | FOSTER | VOLUNTEER | DONATE**

## -Strategic Goals-

### **Goal 1**

Reduce the number of pets entering Animal Services.

### **Goal 4**

Increase positive outcomes for pets in our community.

### **Goal 2**

Provide healthier pets.

### **Goal 5**

Increase social awareness of animal welfare in our community.

### **Goal 3**

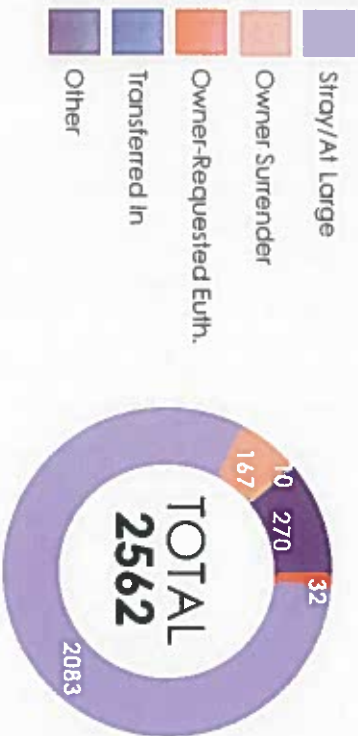
Provide safe, comfortable living conditions for pets in our care and community.

### **Goal 6**

Provide a safe environment for employees and opportunities for professional development.

## El Paso Animal Services, October 2019 – Intake Comparatives

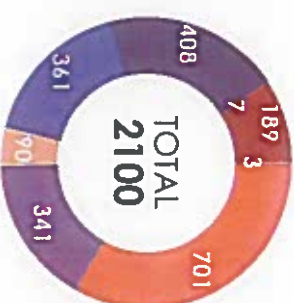
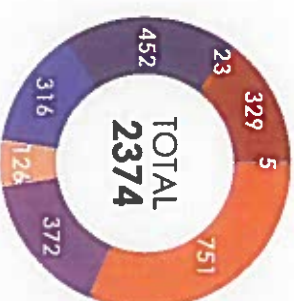
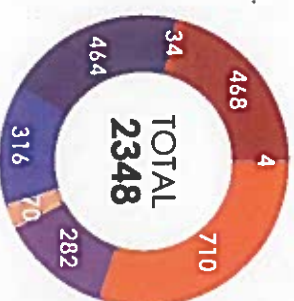
	2017			2018			2019		
	Dog	Cat	Total	Dog	Cat	Total	Dog	Cat	Total
Stray / At Large	1169	914	2083	1284	777	2061	1207	734	1941
Owner Surrender	108	59	167	92	26	118	51	10	61
Owner-Requested Euthanasia	25	7	32	17	0	17	5	0	5
Transferred In	8	2	10	6	3	9	7	0	7
Other (DOA/Born in Care>Returns)	82	188	270	68	149	217	32	160	192
<b>TOTAL</b>	<b>1392</b>	<b>1170</b>	<b>2562</b>	<b>1467</b>	<b>955</b>	<b>2422</b>	<b>1302</b>	<b>904</b>	<b>2206</b>





## El Paso Animal Services, October 2019 – Outcome Comparatives

	2017			2018			2019		
	Dog	Cat	Total	Dog	Cat	Total	Dog	Cat	Total
Adoption	437	273	710	471	280	751	395	306	701
Return to Owner	275	7	282	369	3	372	329	12	341
Transferred Out	251	65	316	277	39	316	349	12	361
Spay/Neuter Return	-	464	464	-	452	452	-	408	408
Died	16	54	70	37	89	126	14	76	90
Lost	3	1	4	3	2	5	3	0	3
Owner-Requested Euth.	27	7	34	23	0	23	7	0	7
Shelter Euthanasia	265	203	468	215	114	329	124	65	189
<b>TOTAL</b>	<b>1274</b>	<b>1074</b>	<b>2348</b>	<b>1395</b>	<b>979</b>	<b>2374</b>	<b>1221</b>	<b>879</b>	<b>2100</b>



El Paso Animal Services, October 2019 – Foster Numbers



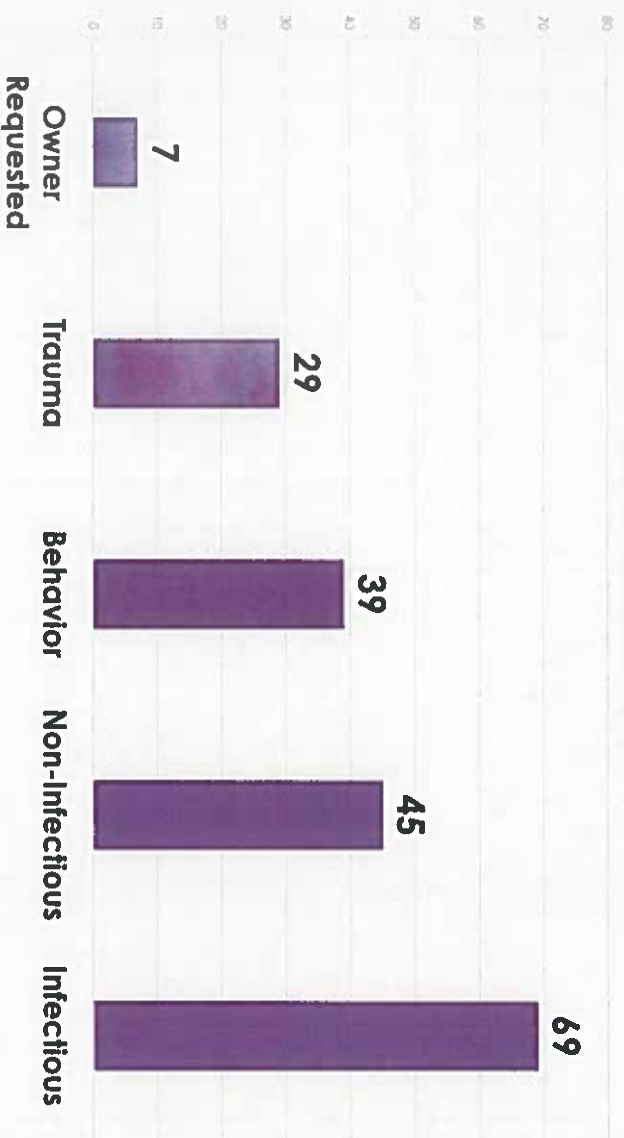
Started	Completed	Currently Out
---------	-----------	---------------

206	337	225	267	741
-----	-----	-----	-----	-----



## El Paso Animal Services, October 2019 – Euthanasia

### Euthanasia History

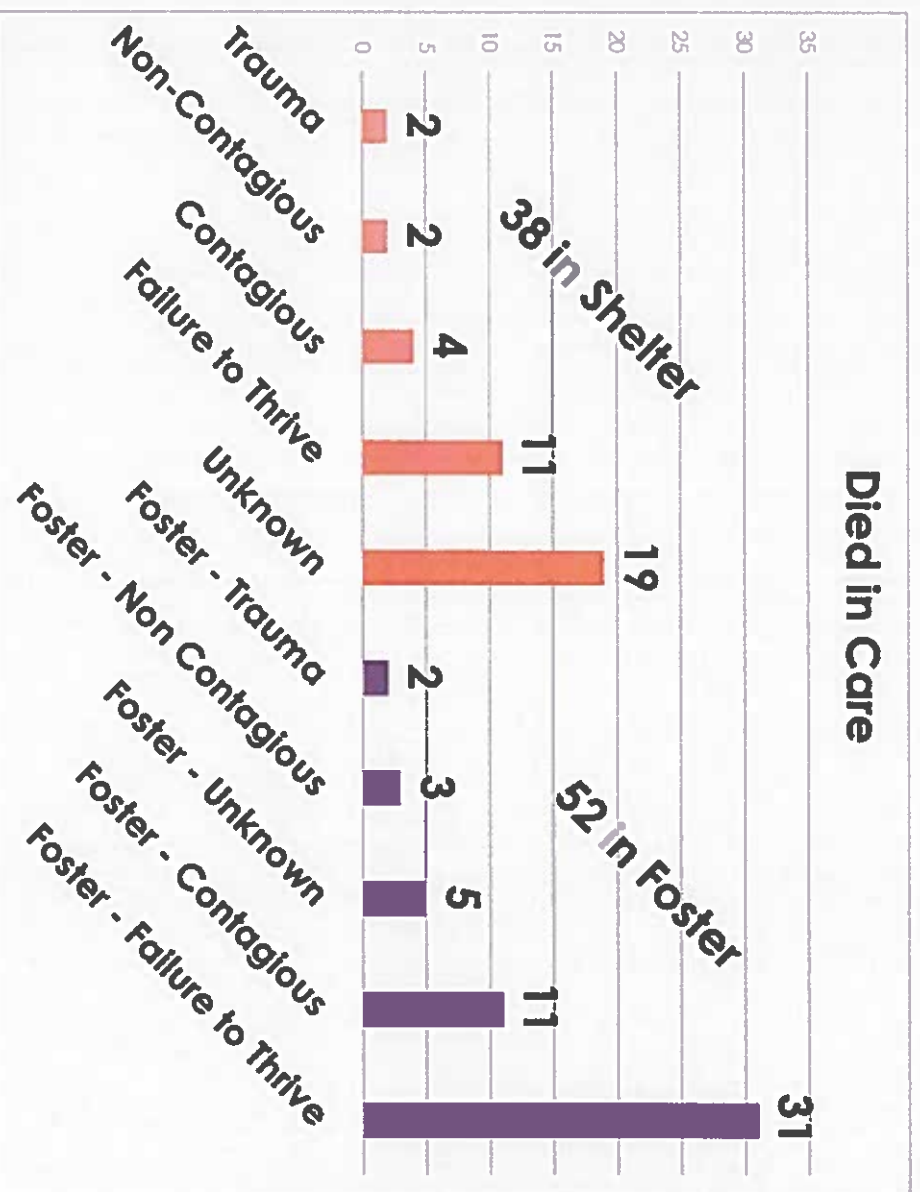


	Cat	Dog	Total
Behavior		31	31
Behavioral Health Declining		8	8
Cancer	1	4	5
Distemper		3	3
Failure to Thrive	13	2	15
Heart Failure		2	2
Heartworm		1	1
MHD - Infectious	4	4	8
MHD - Non Infectious	11	5	16
Neurologic	2	1	3
NRT - Infectious	7	22	29
NRT - Non Infectious	3	1	4
Owner Requested		7	7
Parvo (Canine)		5	5
Trauma	19	10	29
URI	2	11	13
URI/Distemper Suspect		10	10
<b>Total</b>	<b>62</b>	<b>127</b>	<b>189</b>

\*MHD – Medical Health Declining

\*NRT – Not Responding to Treatment

## El Paso Animal Services, October 2019 – Died Break Down




	Cat	Dog	Total
Contagious Disease	2	2	4
Failure to Thrive	9	2	11
Foster - Contagious	8	3	11
Foster - Failure to Thrive	30	1	31
Foster - Non Contagious	3	0	3
Foster - Trauma	1	1	2
Foster - Unknown	4	1	5
Non Contagious Disease	2	0	2
Trauma	2	0	2
Unknown	15	4	19
Total	76	14	90

## El Paso Animal Services, October 2019 – Live Release Rate Comparatives

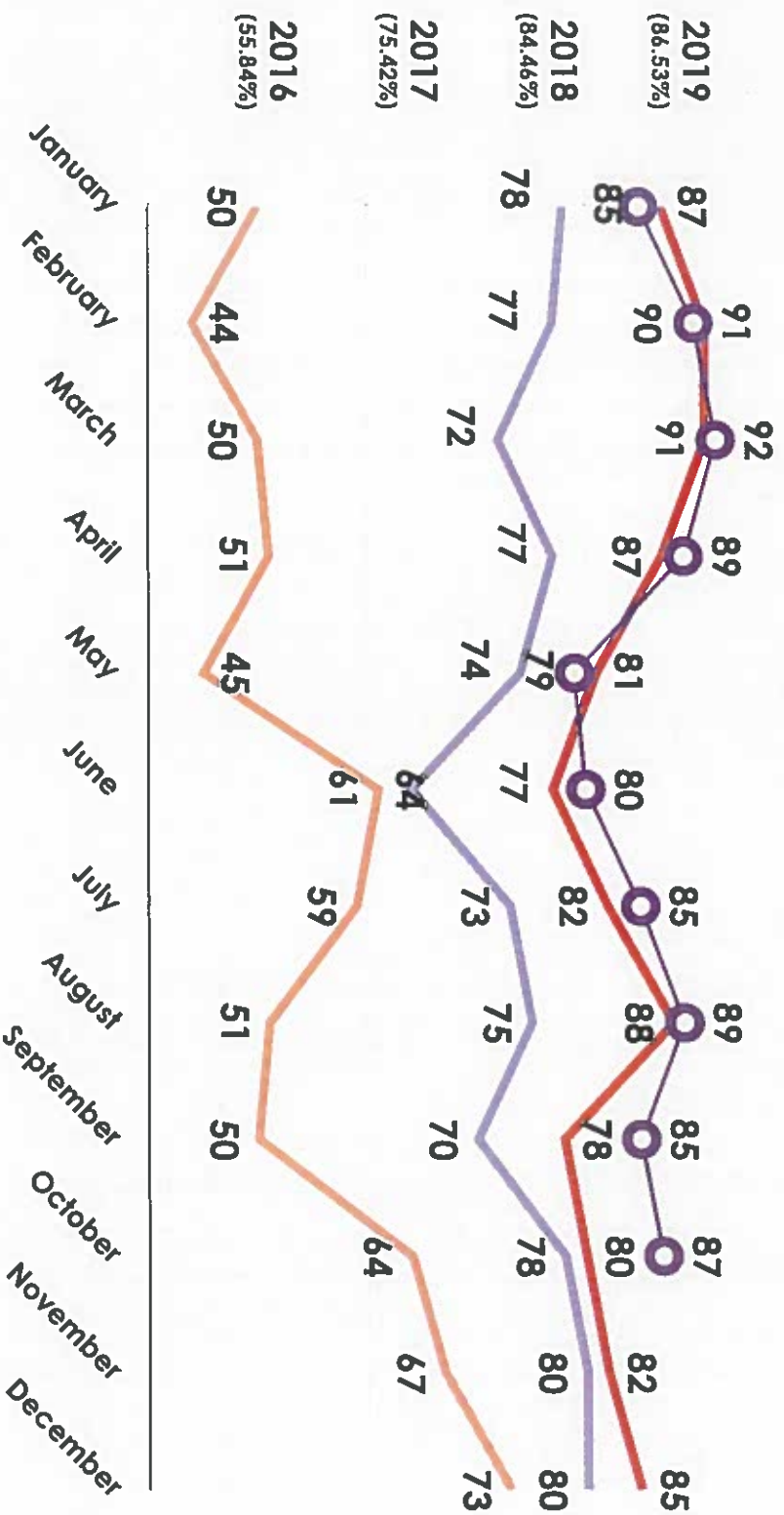


### LIVE-RELEASE COMPARATIVES



# El Paso Animal Services, October 2019 – Live Release Rate Comparatives

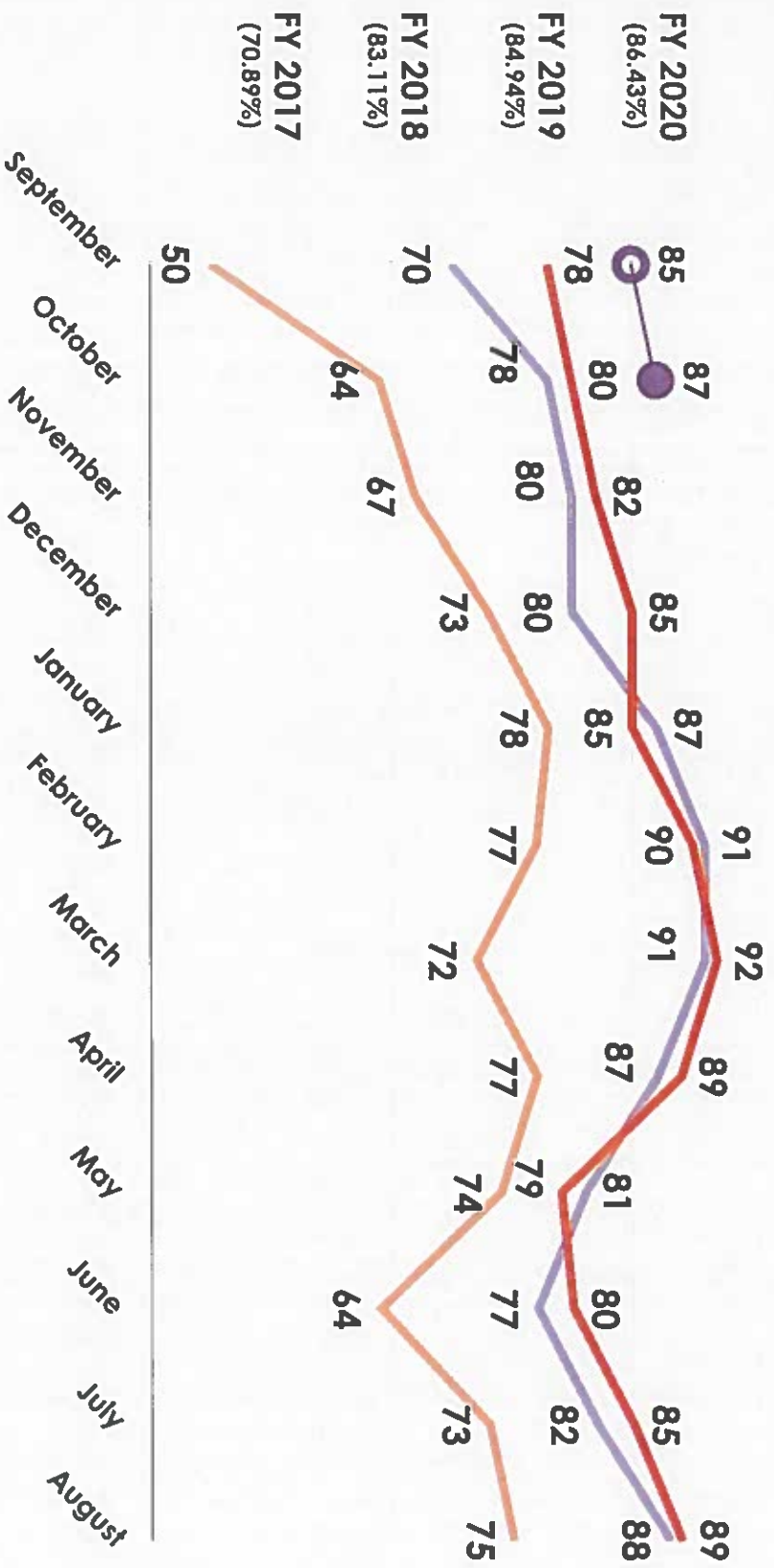
## CALENDAR YEAR





# El Paso Animal Services, October 2019 – Live Release Rate Comparatives

## FISCAL YEAR



# El Paso Animal Services, October 2019 – Shelter Animals Count

Print Date Friday, November 1, 2019

Site:

All

Date From: 10/1/2019 12:00:00 AM

Date To: 10/31/2019 11:59:00 PM

Species By Age

A - Beginning Animal Count

(Date: 10/1/2019)

Canine  
1125

Feline  
836

Total  
1961

Live Intake

B - Stray / At Large

Adult  
909

Up to 5 months  
252

Unknown  
46

Adult  
293

Up to 5 months  
394

Unknown  
47

Total  
1941

C - Relinquished by Owner

Adult  
33

Up to 5 months  
18

Unknown  
0

Adult  
5

Up to 5 months  
5

Unknown  
0

Total  
61

D - Owner Intended Euthanasia

Adult  
5

Up to 5 months  
0

Unknown  
0

Adult  
0

Up to 5 months  
0

Unknown  
0

Total  
5

E - Transferred in from Agency

Adult  
6

Up to 5 months  
1

Unknown  
0

Adult  
0

Up to 5 months  
0

Unknown  
0

Total  
7

F - Other Intake

Adult  
26

Up to 5 months  
6

Unknown  
0

Adult  
146

Up to 5 months  
13

Unknown  
1

Total  
192

G.1 - TOTAL LIVE INTAKE

Adult  
979

Up to 5 months  
277

Unknown  
46

Adult  
444

Up to 5 months  
412

Unknown  
48

Total  
2206

G.2 - TOTAL LIVE INTAKE

Adult  
1302

Up to 5 months  
904

Unknown  
48

Adult  
444

Up to 5 months  
412

Unknown  
48

Total  
2206

Outcomes

H - Adoption

Adult  
315

Up to 5 months  
80

Unknown  
0

Adult  
91

Up to 5 months  
215

Unknown  
0

Total  
701

I - Returned to Owner

Adult  
312

Up to 5 months  
9

Unknown  
8

Adult  
10

Up to 5 months  
2

Unknown  
0

Total  
341

J - Transferred to another Agency

Adult  
189

Up to 5 months  
150

Unknown  
10

Adult  
2

Up to 5 months  
10

Unknown  
0

Total  
361

K - Returned to Field

Adult  
0

Up to 5 months  
0

Unknown  
0

Adult  
349

Up to 5 months  
58

Unknown  
1

Total  
408

M.1 - Subtotal: live Outcomes

Adult  
816

Up to 5 months  
239

Unknown  
18

Adult  
452

Up to 5 months  
285

Unknown  
1

Total  
1811

M.2 - Subtotal: live Outcomes

Adult  
1073

Up to 5 months  
738

Unknown  
1

Adult  
452

Up to 5 months  
285

Unknown  
1

Total  
1811

N - Died in Care

Adult  
7

Up to 5 months  
7

Unknown  
0

Adult  
5

Up to 5 months  
66

Unknown  
5

Total  
90

O - Lost in Care

Adult  
2

Up to 5 months  
1

Unknown  
0

Adult  
0

Up to 5 months  
0

Unknown  
0

Total  
3

P - Shelter Euthanasia

Adult  
114

Up to 5 months  
4

Unknown  
6

Adult  
26

Up to 5 months  
28

Unknown  
11

Total  
189

Q - Owner Intended Euthanasia

Adult  
7

Up to 5 months  
0

Unknown  
0

Adult  
0

Up to 5 months  
0

Unknown  
0

Total  
7

R.1 - Subtotal: Other Outcomes

Adult  
130

Up to 5 months  
12

Unknown  
6

Adult  
31

Up to 5 months  
94

Unknown  
16

Total  
289

R.2 - Subtotal: Other Outcomes

Adult  
946

Up to 5 months  
148

Unknown  
24

Adult  
483

Up to 5 months  
379

Unknown  
17

Total  
2100

S.1 - TOTAL OUTCOMES

Adult  
1221

Up to 5 months  
879

Unknown  
17

Adult  
483

Up to 5 months  
379

Unknown  
17

Total  
2100

S.2 - TOTAL OUTCOMES

Adult  
1206

Up to 5 months  
861

Unknown  
5

Adult  
483

Up to 5 months  
379

Unknown  
17

Total  
2067

T - Ending Shelter Count

Adult  
1206

Up to 5 months  
861

Unknown  
5

Adult  
483

Up to 5 months  
379

Unknown  
17

Total  
2067

(Date: 10/31/2019)

Dog LRR: 89.11%

Cat LRR: 84.40%

Live-Release Rate 87.18%

FYTD LRR: 86.43%

Euth Rate 8.57%

CYTD LRR: 86.53%

# El Paso Animal Services, October 2018 – Shelter Animals Count

Print Date Thursday, November 1, 2018

Site: All

Date From: 10/1/2018 12:00:00 AM

Date To: 10/31/2018 11:59:00 PM

Species By Age	Adult	Canine		Unknown	Adult	Feline		Unknown	Total
		Up to 5 months				Up to 5 months			
A - Beginning Animal Count (Date: 10/1/2018)	563	213		11	91	576		8	1462
<b>Live Intake</b>									
B - Stray / At Large	997	265		22	291	469		17	2061
C - Relinquished by Owner	66	26		0	10	15		1	118
D - Owner Intended Euthanasia	17	0		0	0	0		0	17
E - Transferred in from Agency	6	0		0	2	0		1	9
F - Other Intake	54	14		0	117	29		3	217
<b>G - TOTAL LIVE INTAKE</b>	<b>1140</b>	<b>306</b>		<b>22</b>	<b>420</b>	<b>513</b>		<b>22</b>	<b>2422</b>
<b>Outcomes</b>									
H - Adoption	324	147		0	38	242		0	751
I - Returned to Owner	354	9		6	2	0		1	372
J - Transferred to another Agency	171	106		0	7	32		0	316
K - Returned to Field	0	0		0	345	104		3	452
<b>M - Subtotal: Live Outcomes</b>	<b>849</b>	<b>262</b>		<b>6</b>	<b>392</b>	<b>378</b>		<b>4</b>	<b>1891</b>
N - Died in Care	24	12		1	3	83		3	126
O - Lost in Care	3	0		0	0	2		0	5
P - Shelter Euthanasia	168	37		10	24	79		11	329
Q - Owner Intended Euthanasia	23	0		0	0	0		0	23
R - Subtotal: Other Outcomes	<b>218</b>	<b>49</b>		<b>11</b>	<b>27</b>	<b>164</b>		<b>14</b>	<b>483</b>
<b>S - TOTAL OUTCOMES</b>	<b>1067</b>	<b>311</b>		<b>17</b>	<b>419</b>	<b>542</b>		<b>18</b>	<b>2374</b>
T - Ending Shelter Count (Date: 10/31/2018)	636	207		16	92	547		12	1510
<b>Live-Release Rate</b>									
FYTD LRR: 79.54%	Dog LRR: 82.34%		Cat LRR: 78.54%		Live-Release Rate		<b>80.83%</b>		
CYTD LRR: 84.58%					Euth Rate		13.58%		

# PawCast