



Department of Animal Services

Mayor
Dee Margo

City Council

District 1
Peter Svarzbein

District 2
Alexandra Annello

District 3
Cassandra Hernandez

District 4
Dr. Sam Morgan

District 5
Isabel Salcido

District 6
Claudia Ordaz Perez

District 7
Henry Rivera

District 8
Cissy Lizarraga

City Manager
Tommy Gonzalez

Animal Shelter Advisory Committee

Minutes December 11, 2019

1. Call to Order- Establish Quorum

A meeting of the Animal Shelter Advisory Committee was held at the Humane Society of El Paso conference room at 6:23 p.m. by Chair Edith Prado.

Board Member A.S.A.C.	Present	Absent
Regina Wagner	X	
Celeste Varela		X
Vacant		
Mary Kay Rosenkranz	X	
Yansi Parent		X
Barbara Candelaria	X	
Yvonne Rosales		X
Edith Prado	X	
Dr. Guy Johnsen	X	
Julie Rutledge	X	
Claudia Ordaz-Perez		X

Animal Services staff present: Paula Powell, Maribel Karisch, Ramon Herrera, Adan Parra and Ana Schumacher

Public present: List of attendees available upon request.

2. Approval of Minutes

Discussion and action on the approval of the November 13, 2019 minutes.

Julie Rutledge motioned to accept the November 13, 2019 minutes with corrections; Dr. Guy Johnsen seconded; Regina Wagner abstained, present members voted in favor, and motion passed.

3. Reports-Support the City of El Paso's Initiative to Reach and Sustain a 90% or Greater Live-Release Rate by 2020.

A. Sun City Cats-November's update

Regina Wagner deferred report until next month's meeting.

B. Department of Animal Services Center Update on November's statistics

The intake for November increased slightly from 1913 in 2018 to 1989 with over-the-counter strays as the largest intake number. For the outcome comparative, adoptions are down from 766 last year to 687 in 2019. Shelter euthanasia is also



Department of Animal Services

down from 295 in 2017, 284 in 2018 to 170 in 2019. The died-in-care increased from 45 last year to 80 this year. There were 766 fosters at the end of November. The program started with 148 cats and 378 dogs and completed 169 cats and 309 dogs. The community has stepped up by keeping these pets at their homes instead of staying at the shelter. The Foster Program has increased with volunteers who now have job descriptions. There were 73 infectious, 36 non-infectious, 29 behavior, 25 trauma and seven owner request for the euthanasia history. For the died-in-care breakdown, 33 were at the shelter and 47 in foster care. The majority of the died-in-care were kittens and puppies that were in foster care and failed to thrive. Fosters are getting additional training to help decrease this number.

Paula Powell gave an update on the shelter allegations. She explained that the El Paso Police Department conducted an initial investigation on the claims to include interviews and a walkthrough of the entire facility. The case was closed after no proof was found. The Animal Cruelty Investigative Unit performs weekly inspections requested by Animal Services. After the allegations, Animal Services conducted their own internal audit that resulted in facility improvements, accountability checks, additional staffing and changes to policies and procedures. She added that Animal Services staff took immediate action to the incident as part of the regular duties. Animal Services is moving forward to accomplish their life saving goal and they will continue to fight to give every pet that chance at life. The LRR for November was 87.03% a 5% increase above last year with 87.41% for dogs and 86.49% for cats. The calendar year LRR was at 86.58% and the fiscal year LRR at 86.63%. The Shelter Animal Count LRR for November 2019 was at 87.03% compared to 82.45% in 2018.

Paula explained that City Council approved 10.9 million for facility improvements where 8.1 million is for kennel space. Animal Services currently has 114 large kennels. The remaining of the 10.9 million is for medical housing, a larger transport vehicle and upgrades to the facility's ventilation and air conditioning. Ramon Herrera and Michele Anderson presented the PAW Cast.

Regina had several inquiries for Paula. Paula explained that currently there are about 800 animals at the shelter to include the Mission Valley Adoption Center. The Adoption Center houses large, sterilized and ready to adopt dogs. Regina asked about the ratio from large to small dogs to help in decreasing the intake and if those stats can be included in the Director's report. The 10.9 million is not for staffing needs but she will present that number to ASAC when the budget is prepared. The shelter has an overnight vet tech for emergencies and cameras are installed in some areas. Regina also inquired whether the Animal Cruelty Investigative Unit is the appropriate expert to investigate this situation or should it be out sourced and she requested a copy of policies and procedures. Paula explained that American Pet's Alive and other groups have inspected the shelter besides the Animal Cruelty Investigative Unit. Fosters are scheduled in after their contract expires and are offered the option to adopt. The kennels where the incident occurred were fixed so that paws and tails will not slip through. She added that a formula was used to determine the number of large kennels needed.



Department of Animal Services

Barbara Candelaria mentioned that the reason for wanted the report on the investigation was for transparency, to stop the rumors, to regroup and continue moving forward with the strategic goals in which Animal Services is doing a great job. Regina Wagner added that ASAC's responsibility is to investigate conditions at shelters by their geographical area by state law.

4. Call to the public

- a. Brandt Lowther- Safety Improvements
- b. Linda Krasowski- Shelter
- c. Patricia Johnson- Shelter

5. Main Agenda

A. **Promote Education and Engagement in Animal Health and Welfare**

B1. **Discussion on getting rescue group partner engagement into ASAC meetings**

Barbara Candelaria explained that County and other rescue groups are having difficulty with a large breed dogs. Edith Prado explained that this item was to have a representative from each rescue group give a short presentation on their organization for the new members as previously discussed. Paula Powell added that since Kyla Young, the Rescue Partner Coordinator, has been working with several rescues, she'll have her give a report on the rescue groups.

Marcia Margherio mentioned that according to statistical data, only 14.7% of animals from Animal Services are transferred to rescue groups compared to the 30% recommended by the no kill plan. She suggested that the Animal Services Director review each rescue groups' policies and their partnerships due to the local rescue group division. Charlie Moreno mentioned that since there's no manual for rescue groups and some are not responsible, ASAC, Animal Services, County and School Districts should help by promoting animal welfare and humane education to the community instead of relying on rescue groups.

B2. **Discussion on how to promote pet vaccination clinics**

Edith Prado explained that she placed this item to discuss how the committee can better promote vaccination clinics. Barbara Candelaria mentioned that Marcia Margherio, previous committee member, held several vaccination clinics in different location around the city. Animal Services also held vaccination clinics at the shelter. Paula Powell added that Animal Services together with the Community Foundation held four shot clinics since she's been director and the department is ready to hold the same amount during the winter months. The clinics can be held at the Socorro Clinic on Thursdays, Fridays and every other Saturday. Dr. Johnsen explained that constant multiple vaccination clinics are necessary for disease prevention and to inform the public of the importance of returning to re-vaccinate. He added that pets six months and older require 2 distemper/parvovirus vaccinations and under six months, the pets require 3 vaccinations. Regina Wagner mentioned that these shot clinics should be held in certain areas according to data collected and Linda Krasowski added that the clinics could be held where the public gathers and have more media involvement. Animal Services has budgeted to fund the same



Department of Animal Services

amount of vaccination from last year, however ASAC needs to reach out for additional funding if that number increases.

6. **Future Agenda Items**

Discussion and action on recommendations for promoting vaccination clinics

Rescue Group Report

Election for Vice-Chair

Discussion and action on proposals for the year-end report

Discussion and action on the process of posting the agenda

7. **Adjournment**


Meeting adjourned at 8:17 PM

Regina Wagner motioned to adjourn; Dr. Guy Johnsen seconded; all members voted in favor, none opposed, and motion passed unanimously.

Prepared by: Maribel Karisch

Approved by A.S.A.C. Chairman

A handwritten signature in black ink, appearing to be "Dr. Guy Johnsen", is written over a horizontal line.



Animal Services Director's Report **December 2019**



TOGETHER, WE CAN SAVE MORE LIVES
ADOPT | FOSTER | VOLUNTEER | DONATE

- Strategic Goals -

Goal 1

Reduce the number of pets entering Animal Services.

Goal 4

Increase positive outcomes for pets in our community.

Goal 2

Provide healthier pets.

Goal 5

Increase social awareness of animal welfare in our community.

Goal 3

Provide safe, comfortable living conditions for pets in our care and community.

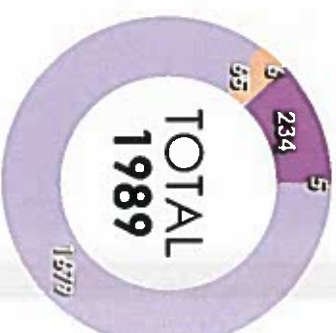
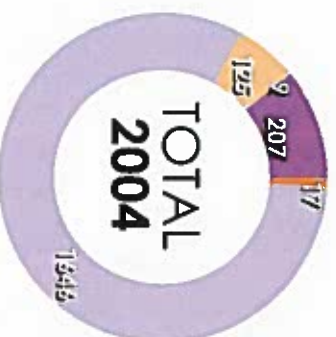
Goal 6

Provide a safe environment for employees and opportunities for professional development.

El Paso Animal Services, November 2019 – Intake Comparatives



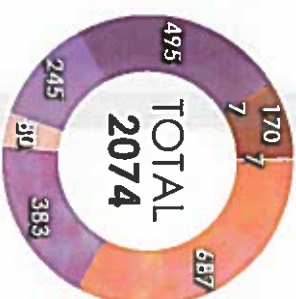
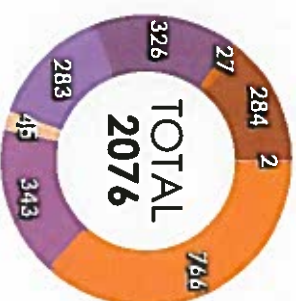
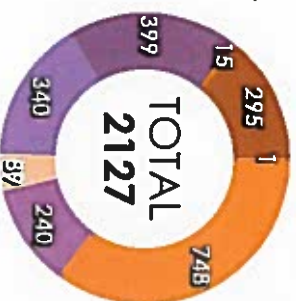

	2017			2018			2019		
	Dog	Cat	Total	Dog	Cat	Total	Dog	Cat	Total
Stray / At Large	1041	605	1646	1092	502	1594	1099	580	1679
Owner Surrender	92	33	125	106	29	135	39	26	65
Owner-Requested Euthanasia	15	2	17	24	1	25	5	0	5
Transferred In	7	2	9	0	0	0	6	0	6
Other (DOA/Born in Care>Returns)	41	166	207	56	103	159	26	208	234
TOTAL	1196	808	2004	1278	635	1913	1175	814	1989



El Paso Animal Services, November 2019 – Outcome Comparatives



	2017			2018			2019		
	Dog	Cat	Total	Dog	Cat	Total	Dog	Cat	Total
Adoption	444	304	748	446	320	766	364	323	687
Return to Owner	238	2	240	337	6	343	377	6	383
Transferred Out	312	28	340	249	34	283	224	21	245
Spay/Neuter Return	-	399	399	-	326	326	-	495	495
Died	14	75	89	15	30	45	24	56	80
Lost	0	1	1	1	1	2	4	3	7
Owner-Requested Euth.	13	2	15	26	1	27	7	0	7
Shelter Euthanasia	196	99	295	209	75	284	119	51	170
TOTAL	1217	910	2127	1283	793	2076	1119	955	2074



El Paso Animal Services, November 2019 – Foster Numbers



Started

Completed

Currently Out

148

378

169

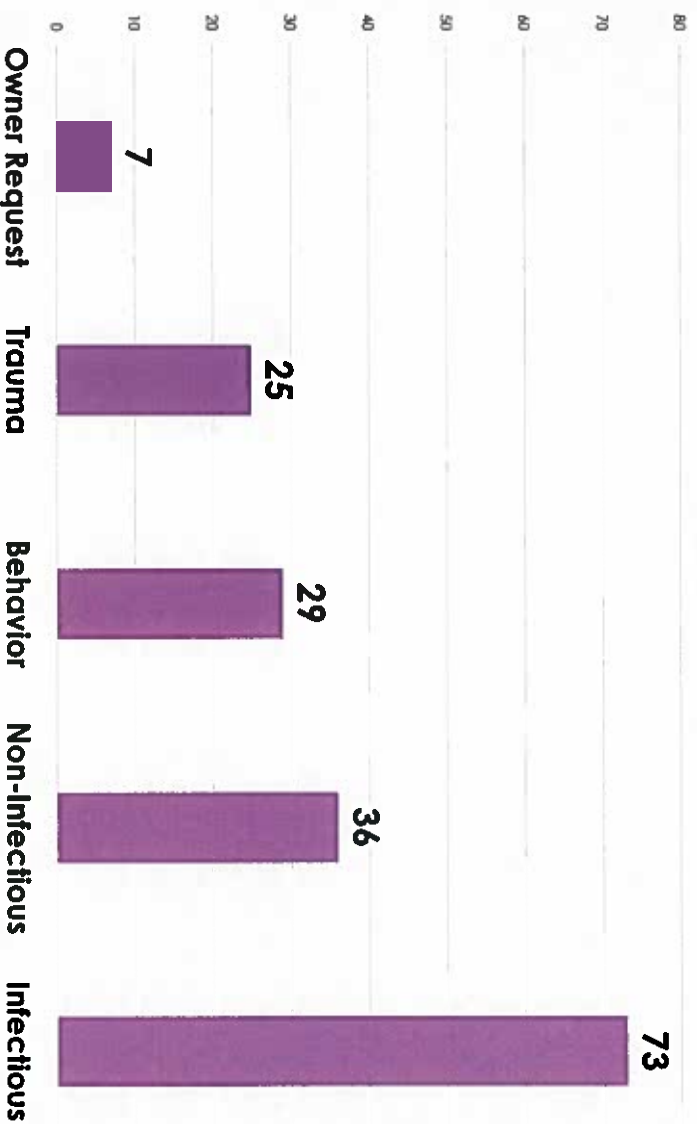
306

766



El Paso Animal Services, November 2019 – Euthanasia

Euthanasia History

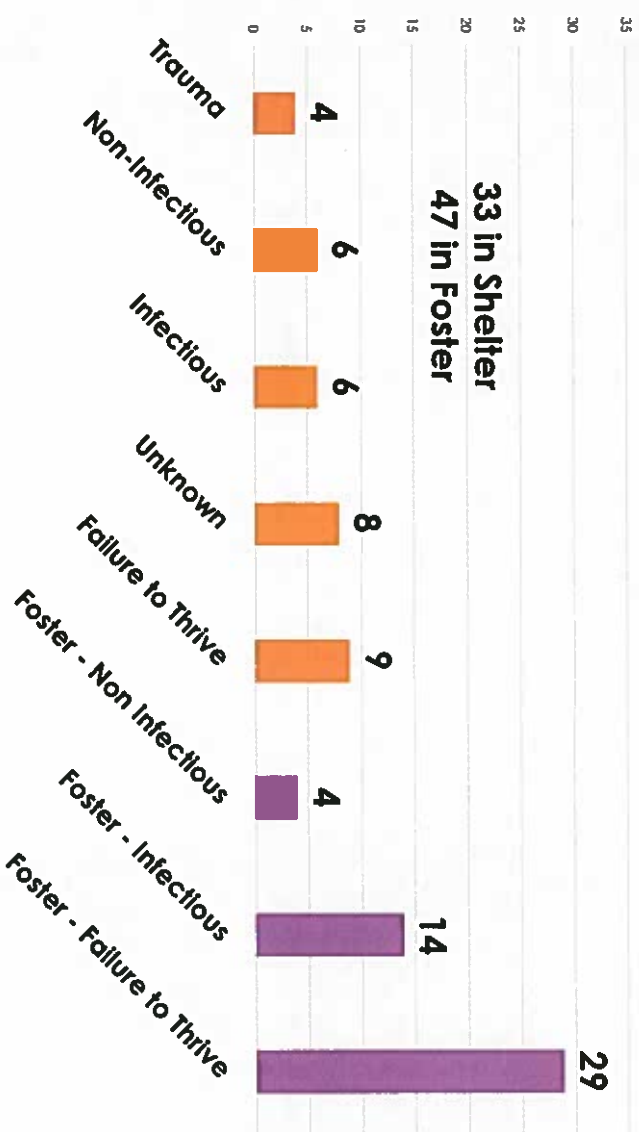


*MHD – Medical Health Declining
*NRT – Not Responding to Treatment

	Cat	Dog	Total
Behavior	0	29	29
Calicivirus	1	0	1
Cancer	1	5	6
Diaphragmatic Hernia	1	0	1
Distemper	0	7	7
Failure to Thrive	8	4	12
Heart Failure	0	1	1
Hydrocephalus	0	1	1
MHD - Infectious	1	0	1
MHD - Non Infectious	8	5	13
Neurologic	1	0	1
NRT - Infectious	3	11	14
Owner Requested	0	7	7
Parvukopenia	3	0	3
Parvo (Canine)	0	1	1
Renal Disease	1	0	1
Trauma	17	8	25
URI	7	12	19
URI/Distemper Suspect	0	27	27
TOTAL	52	118	170

El Paso Animal Services, November 2019 – Died Break Down

Died in Care



	Cat	Dog	Total
Failure to Thrive	9	0	9
Foster - Failure to Thrive	22	7	29
Foster - Infectious	8	6	14
Foster - Non-Infectious	1	3	4
Infectious Disease	3	3	6
Non-Infectious Disease	5	1	6
Trauma	2	2	4
Unknown	6	2	8
TOTAL	56	24	80


El Paso Animal Services, November 2019 – Allegations Update

- El Paso Police Department investigated initial claims from an advocacy group to include interviews with Department leadership and walkthrough of the entire facility.
- El Paso Police did not find any proof of the allegations and officially closed the case.
- At Animal Services request, the Animal Cruelty Investigative Unit now performs weekly inspections of the animal shelter.
- Animal Services pursues continuous improvement and conducted their own internal audit resulting in facility improvements, changes to policies and procedures, enhanced accountability checks and additional staffing

El Paso Animal Services, November 2019 – Live Release Rate Comparatives

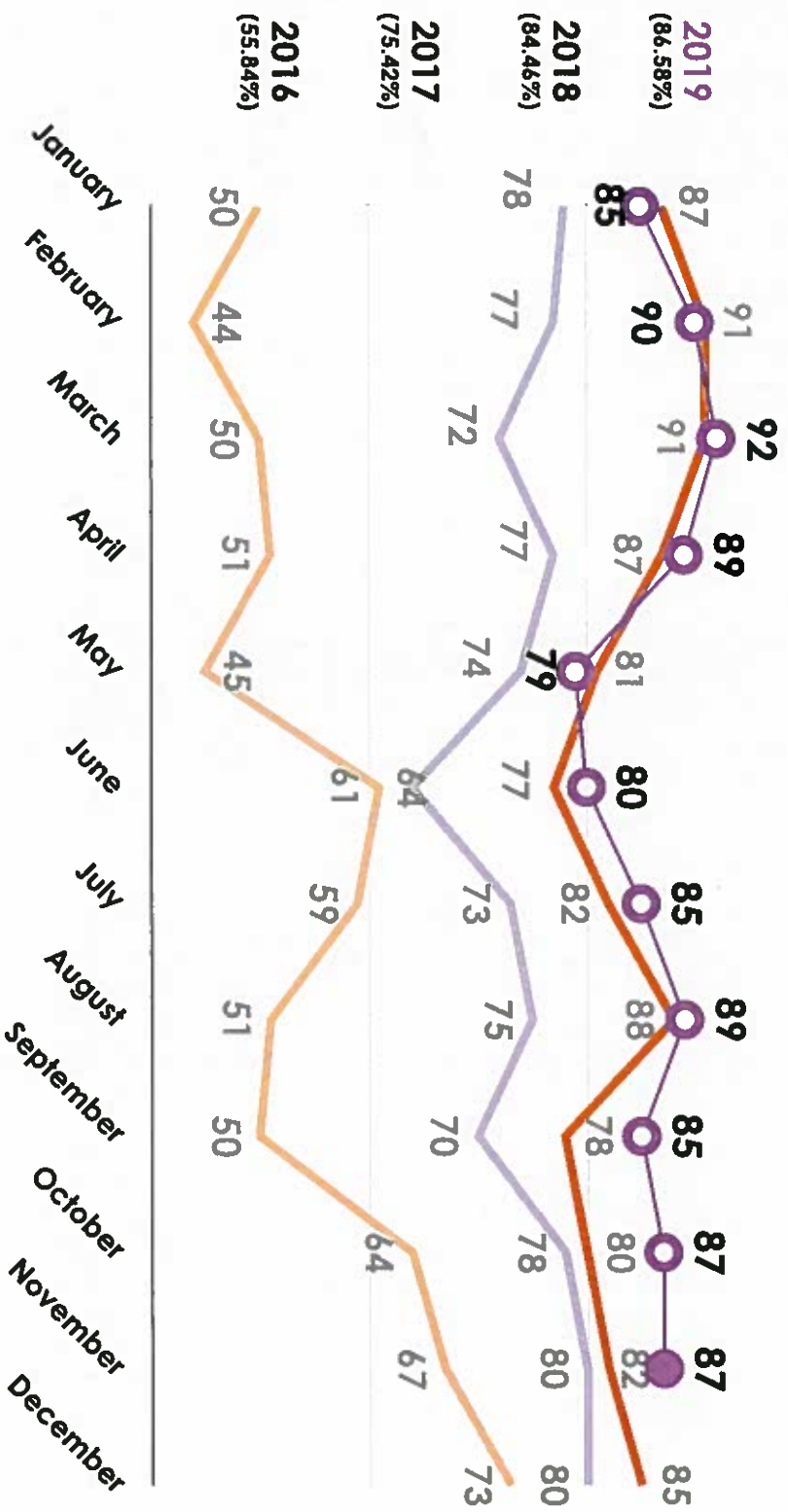


LIVE-RELEASE COMPARATIVES



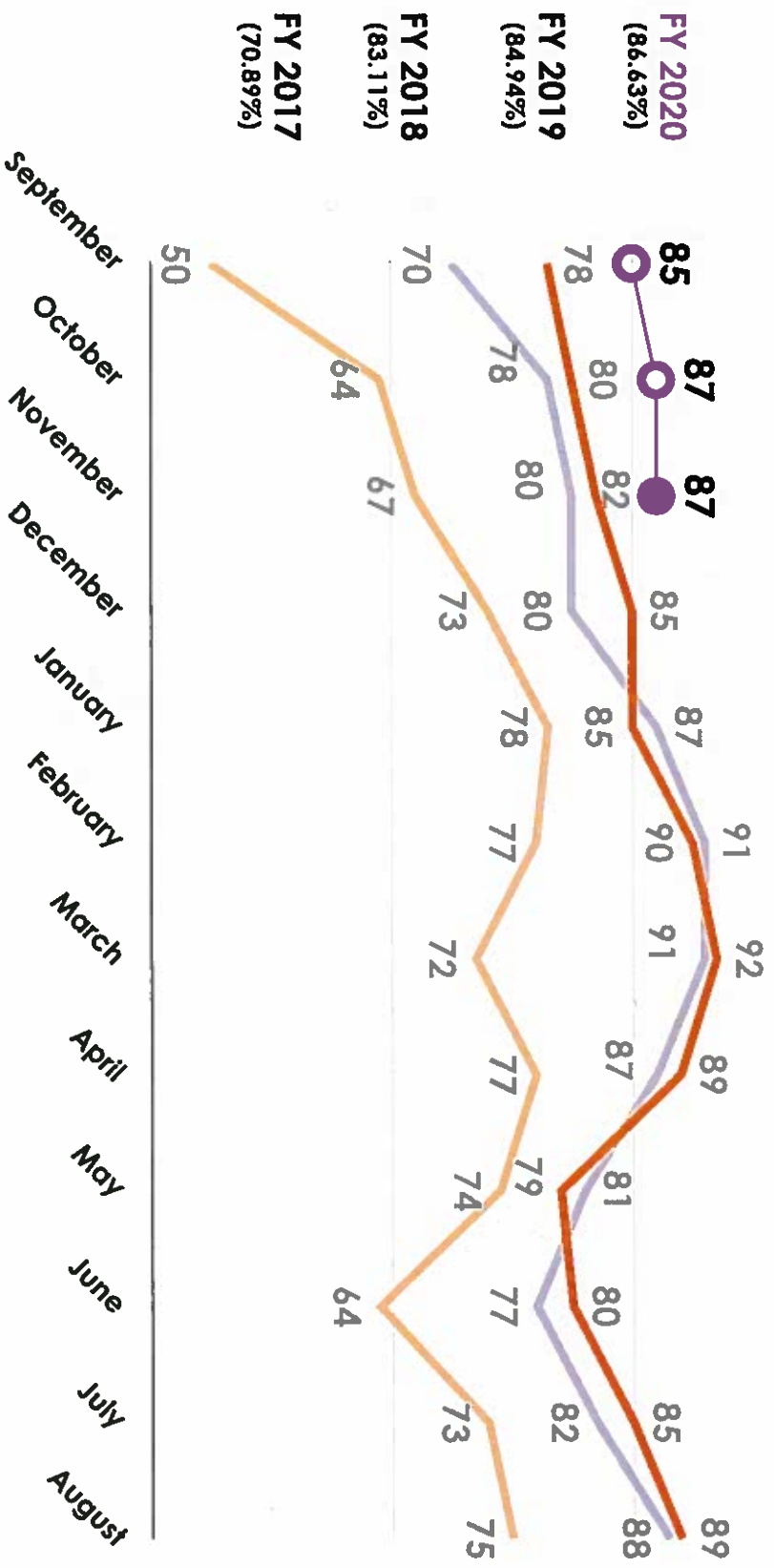
El Paso Animal Services, November 2019 – Live Release Rate Comparatives

CALENDAR YEAR



El Paso Animal Services, November 2019 – Live Release Rate Comparatives

FISCAL YEAR



El Paso Animal Services, November 2019 – Shelter Animals Count

Print Date Monday, December 2, 2019

Site: All

Date From: 11/1/2019 12:00:00 AM

Date To: 11/30/2019 11:59:00 PM

Species By Age		Canine		Feline		Total		
A - Beginning Animal Count (Date: 11/1/2019)		1195		847		2042		
Live Intake		Adult	Up to 5 months	Unknown	Adult	Up to 5 months	Unknown	Total
B - Stray / At Large		888	178	33	318	245	17	1679
C - Relinquished by Owner		23	15	1	4	22	0	65
D - Owner Intended Euthanasia		5	0	0	0	0	0	5
E - Transferred in from Agency		2	4	0	0	0	0	6
F - Other Intake		11	15	0	173	32	3	234
G.1 - TOTAL LIVE INTAKE		929	212	34	495	299	20	1989
G.2 - TOTAL LIVE INTAKE		1175				814		
Outcomes		Adult	Up to 5 months	Unknown	Adult	Up to 5 months	Unknown	Total
H - Adoption		294	70	0	107	216	0	687
I - Returned to Owner		360	12	5	5	1	0	363
J - Transferred to another Agency		142	80	2	4	17	0	245
K - Returned to Field		0	0	0	421	72	2	495
M.1 - Subtotal: Live Outcomes		796	162	7	537	306	2	
M.2 - Subtotal: Live Outcomes		985				845		1810
N - Died in Care		4	17	3	7	46	3	80
O - Lost in Care		4	0	0	2	1	0	7
P - Shelter Euthanasia		107	4	8	18	23	10	170
Q - Owner Intended Euthanasia		7	0	0	0	0	0	7
R.1 - Subtotal: Other Outcomes		122	21	11	27	70	13	
R.2 - Subtotal: Other Outcomes								264
S.1 - TOTAL OUTCOMES		918	183	18	584	376	15	
S.2 - TOTAL OUTCOMES		1119				955		2074
T - Ending Shelter Count (Date: 11/30/2019)		1251				706		1957

FYTD LRR: 86.63%
CYTD LRR: 86.58%

Dog LRR: 87.41%

Cat LRR: 86.49%

Live-Release Rate 87.03%
Euth Rate 8.55%

El Paso Animal Services, November 2018 – Shelter Animals Count

Print Date Saturday, December 1, 2018

Site: All

Date From: 11/1/2018 12:00:00 AM

Date To: 11/30/2018 11:59:00 PM

Species By Age	Adult	Canine		Unknown	Adult	Feline		Unknown	Total
		Up to 5 months	Up to 5 months			Up to 5 months	Up to 5 months		
A - Beginning Animal Count (Date: 11/1/2018)	563	202		11	98	546		8	1448
Live Intake									
B - Stray / At Large	871	187		34	241	237		24	1594
C - Relinquished by Owner	52	53		1	14	15		0	135
D - Owner Intended Euthanasia	22	0		2	1	0		0	25
F - Other Intake	35	21		0	87	16		0	159
G - TOTAL LIVE INTAKE	980	261		37	343	268		24	1913
Outcomes									
H - Adoption	331	115		0	76	244		0	766
I - Returned to Owner	319	10		8	5	0		1	343
J - Transferred to another Agency	126	123		0	9	21		4	283
K - Returned to Field	0	0		0	252	71		3	326
M - Subtotal: Live Outcomes	776	248		8	342	336		8	1718
N - Died in Care	10	3		2	4	21		5	45
O - Lost in Care	0	0		1	0	1		0	2
P - Shelter Euthanasia	171	24		14	31	33		11	284
Q - Owner Intended Euthanasia	24	0		2	1	0		0	27
R - Subtotal: Other Outcomes	205	27		19	36	55		16	358
S - TOTAL OUTCOMES	981	275		27	378	391		24	2076
T - Ending Shelter Count (Date: 11/30/2018)	582	188		21	63	423		8	1285

Dog LRR: 82.03%

Cat LRR: 83.28%

Live-Release Rate

82.45%

FYTD LRR Avg: 80.51%

CYTD LRR Avg: 84.58%

Euth Rate

14.85%

PawCast